



**On Line
Specials!**

check our website frequently!

Did You Know?

*We have an agreement with the US Post Office.
They pickup at our dock daily! You save money on packages
weighing less than one pound since FedEx and UPS has
a minimum one pound freight charge.*

Prices Subject to Change

*Sometimes freight, raw materials, or a vendor will change prices before a new
catalog can be printed! Therefore, if in doubt on pricing, check our on-line catalogs.
They are up-to-date with the most current pricing.*

**Jim
Carter**



Truck Parts

E-mail: info@oldchevytrucks.com

...to place an order call 1-800-882-1913
...or Shop on-line! oldchevytrucks.com



GENERAL INFORMATION

...visit our website for SPECIAL savings!



Placing Your Order

Merchandise can be ordered by telephone, mail, fax, e-mail on our revised website or coming by our store. Hours 8:30 a.m. till 5:00 p.m. central standard time. Closed weekends, however, you can always order 24 hours by fax, e-mail, or using our convenient on-line catalog. Our new website should not be missed!

Phone 1-800-842-1913 (U.S. and Canada) or 1-816-833-1913.

Fax.....1-800-262-3749 (U.S. and Canada) or 1-816-252-3749

E-mail.....info@oldchevytrucks.com

Visit our Website.....www.oldchevytrucks.com

Toll-free fax numbers outside the U.S. and Canada:

United Kingdom..... 0-800-89-5813

Germany..... 0130-815630

New Zealand 0-800-449196

Australia..... 1-800-123-510

Freight and Handling Policy!

We are well aware of your concern about freight and handling charges. Your invoices closely follow the national charges we pay. They vary depending on fuel prices, size of package and location.

Our long history in business will verify that shipping and handling fees will be fair and as low as possible. Your invoice will give you the amount of your order including all shipping charges. If you don't send enough money on freight we will call you requesting an additional payment. Please pay this quickly as we reserve the right to hold future shipments. Over payments on freight will usually be credited in our computer for your next order - unless you request otherwise.

Our computerized scales now tell our packing department the least expensive way to send your merchandise. For most the choice will be between Federal Express and U.S. Mail.

We're out to keep you as our customer. Let our high volume, lower freight discounts save you \$\$ with each order.

How Shipped

Majority of items are sent Federal Express with each parcel insured up to \$100.00 without extra cost.

US Postal Service is used for most lighter weight boxes as are truck lines for heavier or oversized items. Overseas orders are usually sent by less expensive US mail or by specialized air freight companies that will be competitively priced.



"Fast" Service By Air Freight

When you need your parts fast, we can ship by air! For an extra fee, we offer next day or second day delivery.

Truck Line Orders

All large items that are shipped truck line must be prepaid. In addition, a crating or boxing charge of \$30.00 may be added to your order if items are very heavy and require special handling. Remember, shipping to a commercial address rather than your home, always lowers your freight charges. **We also make sure you receive our special lower rates on all retail shipping charges. The icon (TL) is beside the larger items shown on the following pages.**



GENERAL INFORMATION

...visit our website for SPECIAL savings!



Back Orders

At times we will be temporarily out of a part you request. It will be put on backorder and shipped as soon as it arrives. Most back ordered products are received within 30 days. Any held money will be returned. Please notify our sales representative or write a note on your initial order blank if you do not want unavailable items to be backordered.

Cores and Core Charges

A core is your old part that we must have in exchange when you buy certain rebuilt parts. **The core must be rebuildable and must be the same as the part that was purchased.** Core fees are charged plus the cost of the part. Example: RESP230 \$485.00 plus core SPC233 \$100.00 = \$400.00 total cost. The \$100.00 core charge will be refunded when we receive your core (only if it is rebuildable). If your core is not rebuildable, you will be notified accordingly and we will return it to you if you desire. Due to lack of the availability of some parts, your core may be required for rebuilding. In these instances your core will be rebuilt and returned to you. Cores must be shipped prepaid to us with an authorization number.

Special Order Items

Some unusual items are not stocked in our warehouse. We will special order them when your order is received. These special order parts must be prepaid and are NON-RETURNABLE, unless we sent them to you incorrectly. Examples are custom upholstery colors and mechanical related parts not in our catalog.

Payment

We accept checks, money orders and Paypal or you can charge your order on Visa, MasterCard or Discover Card. **NO C.O.D.'s.** Foreign residents please pay in U.S. funds or use Paypal.

Damaged Merchandise

- **Federal Express** - DO NOT RETURN DAMAGED MERCHANDISE TO US. Contact your local FedEx office. Damaged items must be left in original container for FedEx to inspect. They will contact us after the inspection.
- **U.S. Post Office** - If items are received damaged, please contact our customer service as soon as possible.
- **Truck Lines** - Refuse or have driver make notes on papers that you received damaged goods. Contact us.

Returning Items

- We will accept returned unused merchandise within 30 days of our invoice date.
- Items over 30 days of purchase will be given a store credit toward future purchases.
- No items without "a Return Authorization number" on the outside of returned package.
- Return shipping by C.O.D. not accepted.
- If we filled the order incorrectly we will also reimburse you for freight.

If you ordered wrong or no longer want the item, you may return it within the 30 days and you are responsible for return freight cost. You are subject to a 20% restocking fee after 30 days.

IMPORTANT!!: NO returns without your invoice!

NO return of special order items!

NO cash returns after 30 days!



PRICES ARE SUBJECT TO CHANGE WITHOUT NOTICE.
Parts, fuel charges and shipping charges can change without notice!



TABLE OF CONTENTS

...visit our website for **SPECIAL savings!**

Introduction	1	Bedstrip Stepside, Custom	15	Dome Light Items	66
General Information	2-3	Bed To Frame Bolt Kits	11	Door Bumpers	28
Table of Contents	4-6	Blue Dots, Taillights	124	Door Handles	27
Points Of Interest	7-8	Body Molding, etc	159	Door Handle Trim Plates	161
For The Perfectionist	9	Brake Items	73-79	Door Handle Remotes	29
A		Brake Shoes, etc	74-75	Door Hinges, etc	29
Adhesive, Door Rubber	27	Brake & Clutch Floor Seal	37	Door Hold Open Bracket	29
Accelerator Pedal	37	Brake Conversion Kits & Related Items	50-53	Door Items, Miscellaneous	28-29
Accelerator Pedal Ball Studs	37	Bumper Bolt and Nut	41, 129	Door Latches	28
Accelerator Linkage, V-8	48	Bumpers and Related	129	Door Lubrication Stickers	123
Accessory Installation				Door Rubber Retainer, etc	27-28
Manuals	68	C		Door Sill Plates & etc	39, 161
Accessory Listings	67	Cab Fastener Kits	22	Door Weather Seal	19, 27
Accessory Sales Brochure	68	Cab Insulation Kits	19	Draglink	101
Air Conditioning Compressor		Cab Items	19	Driveshaft and Differential Parts	86-87
Bracket	49	Cab Mount Kits	21		
Air Conditioning Bezels	59	Cab Windlace	19	E	
Air Conditioning Systems	113	Cables, Choke, Throttle, & Air Vent	57-58	Electrical Items	31-36
Air Filter Element	45	Cameo Items	65, 131-134	Emblems, Ornaments	162-163
Air Vent Gaskets, Kick Panel	22	Carburetor & Related	105-106	Engine, Used	99
Alternator & Related	33, 50, 88	Carburetor, Four Barrel	48	Engine Bolt Kits	46
Alternator Bracket	50	Carpeting	166-167	Engine Components	91-99
Alternator Conversion	33, 35	Carrier Bearing	87	Engine Gasket	91-93
Arm Rests	166	Cigarette Lighter	58	Engine Electrical	88-91
B		Clock Retaining Plate	125	Exhaust Headers, Dual	46-47
Backup Light	64-65	Clutch Arm Bumper Stop	37	Exhaust Parts	99-100
Backup Light Switch	31	Clutch & Transmission Items	80-83		
Baseball Caps	126	Clutch Kits, Custom	49	F	
Ball Joints	103	Clutch Head Drivers	17, 123	Factory Assembly Manuals	68
Bar, Counter Stools	135	Coil Springs, Lowering	54	Factory Original-Decals	23-25
Battery Cables	34	Coil Springs, Stock	118	Fan Belts	85
Battery Related Items	44	Coffee Mugs	125	Fenders Bolts, Rear	17
Bed Assembly Manual	70	Control Arm & Related Items	102	Fenders	155-156
Bed Cross Sills	16	Cooling System	83-86	Fender Welt	44
Bed Cross Sills Rear	17			Fenton Headers	46
Bed Mat, Rubber	14	D		Firewall Cover & Related	41-42
Bed Mounting Pads	11	Dash Clips	22	Firewall Grommets	41
Bed Sides, Stepside	152	Decals	23-25	Floor Mats & Pads	37
Bed Strip Mounting Bolts	11-12	Differential Attaching Kit	53	Floor Shift Boots	39
Bed Wood Sets	13	Differential Related	87	Floorboard Sections	39
Bedstrip Corner, Stepside	15-16	Dimmer Switch & Pigtail	31	Flywheel Ring Gear	82
Bedstrip, Fleetside	16	Distributors, High Performance & Related Items	50, 89	Front End and Steering	100-104
Bedstrip, Stepside	14			Front Parts	41-44
				Fuel Lines	104
				Fuel Pump	104

Jim Carter
Truck Parts

QUALITY CHEVROLET TRUCK PARTS

NEW & USED GMC TRUCK PARTS

• ORDERS 1-800-882-1913 • TECH HELP 1-816-252-5857 • oldchevytrucks.com



TABLE OF CONTENTS

...visit our website for SPECIAL savings!

Speedometer Cables and	
Speedometer Needles	115,158
Speedometer & Related	157-158
Spindle Casilated Nuts	102
Starter & Related	88
Starter Boot	39
Starter Solenoids	31
Starter Switch & Spring	31, 88
Stoplight Switch	31
Steering Box Repair Kit	103
Steering Column Seals	38
Steering Sector Seal	102
Steering Wheels	21
Striker Plates	28
Sunvisors, Interior	165-166
Sunvisors Exterior	123
Sunvisors Screws	22, 166
Suspension Parts	117-119
Sway Bar Assemblies	55
Switches	31

T

Taillights & Components	63-66
Tailpipe Heat Shield	17
Temperature Sending Unit	31-32,90
Temperature Sending Unit	
Reduction Bushing	32, 91
Tie Rod Ends & Related	101-102
Tie Rod Replacement Balls	102
Tool Bag	124
Track Bar, Rear	54
Traffic Light Viewer	123
Transmission Floor Covers	38
Truck Cover	130
T-shirts	126
Terminal Block	34
Trim	159-163
Turn Signal Related Items	36, 59

U

Universal Joint	87
Upholstery Items	164-167
Used Parts	168-169

V

Vacuum Advance Lines	89
Valve Cover & Push Rod Cover	45
Valve Cover Spacers	46
Valve Cover Stud Kit	46
Vent Shades	124,161
Video Tapes/DVD	69
Voltage Reducers	33
Voltage Regulators & Pigtail	33

W

Water Pumps	85
Wheel Bearings & Etc	79
Wheel Beauty Rings	160
Wheel Grease Seals	79
Wheel Studs	115
Wheels, etc	128
Wheel Cylinders & etc	73-74
Window Channel	170
Window Items	170-173
Window Inside Handles	171
Window Regulator & Kits	172-173
Window Rubber Kits	173
Window Vent Handles	171
Wiper Arms & Wiper Blades	175
Windshields	170
Windshield Wiper Motors	174
Windshield Wiper	
Components	174-176
Windshield & Gaskets	170-173
Wiring Loom, grommets, etc	33
Wiring Harnesses	35

POINTS OF INTEREST

...visit our website for SPECIAL savings!



A Few Points of Interest on 1955-59 GM Trucks

- Beginning in mid 1955 with the introduction of the “Second Series” trucks, Chevrolet introduced the “big one” of the decade - the modern V-8! This light weight overhead valve 8 cylinder was an immediate success. It weighed about the same as the existing 235 six cylinder but its 265 cubic inches gave extra power not available before in a Chevrolet truck. With limited changes this small block V-8 engine continues to be used by GM in several of its new vehicles 52 years later! To stay competitive, GMC also introduced a V-8 for 1955. It shared no parts with Chevrolet’s 265 V-8 and actually was a modified Pontiac V-8 with a GMC logo on the valve covers. For several years as Pontiac made slight changes in their car V-8, GMC would also have to follow their supplier.
- The introduction of the true fleetside pickup occurred in 1958. It was available in 6’ and 8’ beds. The 1958-59 fleetside bedsides are different from the 1960-66 style. Horizontally on the outside is a long “spear” type protrusion giving extra strength to the sheet metal. To better call attention to this new design on chevrolet, the chrome letters “Fleetside” are on the top rear corner on each side.
- General Motors followed the industry trend and introduced dual headlights in 1958. This continued on trucks through 1961 on Chevrolet and 1972 on GMC.
- With the introduction of the new 1955 body design, Chevrolet began with the 12 volt electrical system. GMC carried the 6 volt system one more year on their inline six cylinder.
- Due to increasing popularity of 4-wheel drive, General Motors introduced a factory installed unit in 1957. Of the several aftermarket add-on 4-wheel drive companies at that time, GM choose NAPCO of Minneapolis, MN as their supplier. Of course NAPCO is not mentioned in GM shop manuals or sales booklets, however, the five N-A-P-C-O letters are always cast and easily visible in the front axle housing. GM used the NAPCO system exclusively between 1957-59.
- Due to the dash design in the cab, there is no place to mount the optional radio speaker in 1955-59. Therefore, it is placed overhead between the inside sunvisors and is protected with a special metal cover.
- The Chevrolet Cameo and GMC Suburban Carrier were marketed 1955-58. This “Boulevard” 1/2 ton pickup was designed for a growing population with more disposable income. Its retail price was almost 30% higher than standard 1/2 tons. This nicely appointed pickup had most options but used the same suspension as a standard 1/2 ton. The most visible difference is its fiberglass smooth bedsides. As almost all domestic pickups were stepside, this fleetside design was very radical for its time. No doubt, it received much attention during its beginning years!
- During 1955-59, Chevrolet marketed the 3200 pickup - a long bed 1/2 ton with a 123” wheelbase. It’s suspension remained as the shorter 3100 as well as keeping 6 bolt wheels. The 3600 remained a 3/4 ton with 8 bolt split rim wheels and heavier chassis but had the same wheelbase as the 3200. A 3800 relates to the one ton.



POINTS OF INTEREST

*...visit our website for **SPECIAL savings!***

A Few Points of Interest on 1960-66 GM Trucks

- The famous high oil pressure Chevrolet 235 six cylinder engine (since 1954 in trucks) was mostly discontinued at the end of the 1962 year. Only the 4x4 carried it through 1963.
- With the 230, 250, and 292 series of new Chevrolet six cylinders in 1963, came the introduction of the alternator. The cast iron generator was history. A separate voltage regulator was near the radiator support core through 1975.
- For 1960, GMC introduced their own cast iron V-6, 305 engine. This very dependable, powerful worker was offered until 1969. This was GMC's only power plant through 1965 when they also began offering Chevrolet's inline six.
- Both Chevrolet and GMC in 1960-63 and in 1964-66 cabs came from the same tooling. However, each brand has their specific style of dash board welded in the cab.
- From 1960-62 both Chevrolet and GMC 1/2 and 3/4 ton came with torsion bar for front suspension (no front coil springs). This is an excellent system and gives a smooth ride in comparison to the straight axle system from 1959 and older. It is said that high production costs resulted in a change to a more conventional coil spring design in 1963.
- Chevrolet park light lenses were from the same mold between 1960-66, however, federal regulations required an industry change from clear to amber in 1963.
- GMC park light lenses in 1960-61 are different than 1962-66 (neither are like Chevrolet). Due to the change to the amber color in 1963, the 1962 GMC clear lens is a "one year only" style. GMC lenses have the words "Cats-Eye" moulded into the plastic.
- In-dash factory air was available on new Chevrolet trucks in 1965. Chevrolet dealer installed (cool-pack) under-dash air had been used since about 1958. GMC used dealer installed under dash air until the new body design in 1967.
- Only AM radio (non-push button) was available in either Chevrolet or GMC between 1955-66.
- All pickup bed bottoms remained the proven yellow pine with metal bed strip design. They were not varnished.
- An excellent example of standardizing pickups (they were designed as work vehicles) is the step bed. There is almost no changes in this bed between 1954-87.
- Large back windows in cabs were an option. Some buyers in warmer states preferred to always stay with the small window to lessen interior summer heat.
- In 1961, 1/2 ton wheels changed from having spring clips to hold the hub cap. Three raised spots on the wheel center hub now held a new hub cap design. This reduced both hub cap and wheel production costs.
- The dual sealed beam headlight design of 1958 GM trucks was replaced in the 1962 Chevrolet with the single light system. In GMC, their dual lights were used until the end of the 1972 series.
- To lower costs, pickup rear bumper brackets in 1964 changed from a forged design to stamped steel.
- Chrome grills were not available on Chevrolet trucks between 1960-66. The deluxe trucks used a high shine anodized aluminum. Due to the rarity of this grill, restorers today usually chrome the standard white grill. GMC offered chrome grills - not anodized aluminum.

FOR THE PERFECTIONIST

...visit our website for SPECIAL savings!



A great increase in truck rebuilding is now occurring throughout the country. Though most enthusiasts build a fun truck with numerous modifications and drive them daily, some require their vehicle to be as detailed as they were when new.

For those involved in restoring their truck to this exact originality, the following data should be of interest. These appear to be the more asked about subjects by our customers.

- The 1954-56 steering wheels are the same and have their horn button on the same level with the outer ring. This changed during 1957-59. The horn button is about 3 inches deeper in this wheel making the steering column also a shorter length. This was to help protect the driver from hitting the steering column during a major wreck.
- The bed planks were not varnished or given a related finish to show off the wood grain. Trucks were produced for work and the planks were normally painted black on the 1955 and earlier. After this, they were body color or black. This better protects the wood.
- The bed planks have not been oak since the late 1930's. From then to the newer GM step pickups, the wood is hard yellow pine.
- The front fenders on 1955-57 Chevrolets are interchangeable, however, a slight difference does exist. Due to a different grill in 1957, it was necessary for GM to stamp an approx. 2" square dimple in the inner fender edge. This dimple can be filled if placed on the 1955-56 Chevrolet.
- The 1955-59 Chevrolet front bumper has the same stamping, however, only the 1958-59 has two quarter inch holes in the middle. This allows for attaching the new front license plate bracket used these two years.
- Deluxe side trim was not used on 1960-72 step beds. The add-on rear fenders did not relate to full length trim as used on fleetsides. (One exception is the 1960-61 GMC stepbed. On the rare, more deluxe models, cab and front fender only came with horizontal trim like the fleetside.)
- During 1962-72 the deluxe fleetside trim was bright anodized aluminum rather than the stainless steel in 1959-61. This newer trim had been adopted throughout the automotive industry and saved in production costs.
- The famous Chevrolet high pressure 235 engine was used between 1954 and 1962. It's big brother, with some larger internal parts, was the 261 engine. A low pressure Chevrolet 235 was available on larger trucks only between 1941 and 1953. This earlier 235 has little in common with it's later 235 relative.
- The "wrap around" windshield, popular throughout the automotive industry, was used by GM from 1955-63. Modified cab and doors in 1964 changed this design to a more flat, slightly curved windshield.
- Rear bumpers were an option on most new stepside trucks. When this item was not ordered with the new pickup, the license plate bracket was on the left side and protected by the bed. The license was only at the center with a factory installed bumper.

Here
for
1960 *and Chevrolet dealers have 'em...*



TRUCKS WITH TOTAL NEWNESS!

Watch and see—these totally new Chevy trucks are going to make hauling history. With revolutionary torsion-spring front suspensions . . . with new rear suspensions that include wide-based coil springs in many light-duty models, variable-rate leaf springs in medium- and heavy-duty models . . . Chevrolet's got a ride you have to feel to believe. A ride that eliminates I-beam shimmy and wheel fight. A ride that makes handling far easier. A ride that allows faster safe speeds on or off the road to get more work done in a day's time.

That's one history-making advantage. The other big one is Chevrolet's all-new bulldozer durability. With new torsion springs soaking up road shock and vibration . . . with new strength and rigidity in frames, in sheet metal, in roomier-yet-lower cabs . . . these '60 models are tougher than any Chevy trucks ever made. Tougher than trucks long famous for long life!

With these advantages—based on a whole new approach to truck engineering and design—Chevrolet dealers are telling the greatest truck story the industry has seen in a good many years . . . selling the biggest, brawniest lineup of haulers ever to wear the Chevrolet emblem! . . . Chevrolet Division of General Motors, Detroit 2, Michigan.

Anything less is an old-fashioned truck!



BED PARTS

...visit our website for **SPECIAL savings!**



One of our company's specialties is quality bed parts for the older GM truck. From bed strips to wood planks, we have what your truck needs. The many listings in this category relate to the extra research we have completed in order for you to have almost all bed parts needed in your truck's restoration.

BED-TO-FRAME BOLT KITS

Includes correct carriage bolts, hex nuts, lock washers, and difficult to find flat washers with off-set square hole.

• Zinc Plated

For wood floor beds.



Part No.	Description		
BP1414	1955-72 Short bed, 1/2 ton	set	14.95
BP1424	1955-72 Long bed, 1/2 and 3/4 ton.....	set	16.95
BP1434	1955-72 Extra long bed, 1 ton	set	17.95

• Stainless Steel

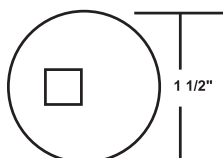
For wood floor beds.



Part No.	Description		
BP1444	1955-72 Short bed, 1/2 ton	set	30.95
BP1454	1955-72 Long bed, 1/2 and 3/4 ton.....	set	38.50
BP1464	1955-72 Extra long bed, 1 ton	set	39.50

• Bed Washers

Although these are included in above kits, we also sell them separately. With correct off-set square hole.



Part No.	Description		
BP176	1934-66 Cold rolled steel round.....	each	1.25
BP177	1934-66 Stainless steel round	each	2.95

BED MOUNTING PADS

• Bed Mounting Pads

Fit between cross sill and frame.



Part No.	Description		
BP151	1954-72 Short bed, 1/2 ton, 8 pads	set	6.95
BP261	1954-72 Long bed, 1/2 and 3/4 ton, 10 pads.....	set	7.60

BED STRIP BOLT MOUNTING SETS

Includes the two sizes of carriage bolts, proper flat and lock washers. 250 to 400 pieces depending on year.




• "Zinc Plated" Bolts

Stepside

Part No.	Description		
BP184ZP	1954-72 Short bed, 1/2 ton	set	23.95
BP161ZP	1954-72 Long bed, 1/2 and 3/4 ton.....	set	26.95

BED PARTS

...visit our website for **SPECIAL savings!**



BED STRIP BOLT MOUNTING SETS (continued)

• "Zinc Plated" Bolts (continued)

Fleetside

Part No.	Description		
BP165ZP	1958-72 Short bed, 1/2 ton	set	24.95
BP166ZP	1958-72 Long bed, 1/2 and 3/4 ton.....	set	29.50



• Ribbed Carriage Bolts

Specially manufactured bolts with hidden shoulders below the oval head. Eliminates the concern of placing square holes in bed strips for the original type carriage. This type holds tight in a drilled round hole, but changes on top are not visible after installation.

Stepside

Part No.	Description		
BP184RC	1954-72 Short bed, 1/2 ton	set	26.95
BP161RC	1954-72 Long bed, 1/2 and 3/4 ton.....	set	36.75

Fleetside

Part No.	Description		
BP165RC	1958-72 Short bed, 1/2 ton	set	34.50
BP166RC	1958-72 Long bed, 1/2 and 3/4 ton.....	set	41.85



• Stainless Steel Bolts

Stainless steel carriage bolt mounting kits. For that extra touch, especially nice when used with the stainless steel bed strips. Will never rust. To keep your cost down, these kits use stainless for the visible carriage bolts only. Zinc plated on under side.

Stepside

Part No.	Description		
BP184SS	1954-72 Short bed, 1/2 ton	set	38.50
BP161SS	1954-72 Long bed, 1/2 and 3/4 ton.....	set	39.95

Fleetside

Part No.	Description		
BP165SS	1958-72 Short bed, 1/2 ton	set	39.95
BP166SS	1958-72 Long bed, 1/2 and 3/4 ton.....	set	49.95



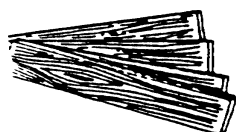
• Cameo and Suburban Carrier Bed Bolt Kits - Complete

Bolts labeled for ease in installation. Bed Kit includes component kits for Bed Mounts, Bed Strips & Angles, Front Bed Panel, Rear Bumper, Tail Gate, and Tail Lights. Cameo Bed kits also have Rear Fender Braces, Rear Fender Front Panels, Rear Panel & Tail Gate, Spare Tire Carrier & Cover, and Top Rails kits. Fleetside Bed kits also contain kits for Inner Fenders & Side Angles and Rear Fender Braces. Stepside beds also have kits for License Plate & Bracket, Side Steps, and Rear Fenders.

Part No.	Description		
CBK240	1955-58 Non-polished stainless	kit	238.50
CBK241	1955-58 Polished stainless.....	kit	259.95

BED PARTS

...visit our website for **SPECIAL savings!**



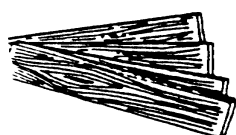
STEPSIDE BED WOOD SETS

Planks cut and grooved. Excellent quality "C" grade hard yellow pine (P) or clear oak (O) is used in these replacement wood sets. Wood is smooth finish with a very attractive grain.

Note: For the perfectionist. Oak was discontinued as bed wood in our GM trucks about 1940. From that time until wood bed floors were stopped in 1987, the GM wood of choice was yellow pine. This is a hard wood with pronounced grain. It should not be compared to softer white pine. Originally bed wood was painted black, body color, or given a water protection sealer. It was never varnished or given a related furniture finish when new. We offer oak as a very attractive alternative for the custom, non-original truck.

• Short Bed 1/2 Ton Stepside

Part No.	Description		
BP125P	1955-59 8 Board 77-1/4"	set	247.50
BP125O	1955-59 8 Board 77-1/4"	set	289.50
BP238P	1960-72 8 Board 77-1/4"	set	247.50
BP238O	1960-72 8 Board 77-1/4"	set	289.50



• Long Bed 1/2 and 3/4 Ton Stepside



97" and up bed wood ship truckline!

Part No.	Description		
BP128P	1955-57 Early 8 Board 89"	set	262.50
BP128O	1955-57 Early 8 Board 89"	set	310.00
BP219P	1957-59 Late 8 Board 97"	set	277.50
BP219O	1957-59 Late 8 Board 97"	set	320.00
BP239P	1960-72 8 Board 97"	set	277.50
BP239O	1960-72 8 Board 97"	set	320.00

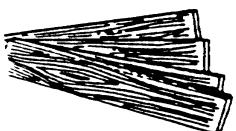


• Extra Long Bed 1 Ton Stepside



97" and up bed wood ship truckline!

Part No.	Description		
BP240P	1960-66 8 Board 108"	set	292.50
BP240O	1960-66 8 Board 108"	set	330.00



FLEETSIDE BED WOOD SETS



97" and up bed wood ship truckline!

• Short Bed 1/2 Ton Fleetside

Part No.	Description		
BP132P	1958-59 12 Board 77-1/4"	set	262.50
BP132O	1958-59 12 Board 77-1/4"	set	310.00
BP202P	1960-72 10 Board 77-1/4"	set	262.50
BP202O	1960-72 10 Board 77-1/4"	set	310.00



• Long Bed 1/2 and 3/4 Ton Fleetside



97" and up bed wood ship truckline!

Part No.	Description		
BP133P	1958-59 12 Board 97"	set	300.00
BP133O	1958-59 12 Board 97"	set	340.00
BP203P	1960-72 10 Board 97"	set	300.00
BP203O	1960-72 10 Board 97"	set	340.00

BED PARTS

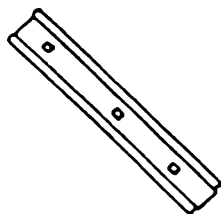
...visit our website for **SPECIAL savings!**

STEPSIDE METAL BEDSTRIPS

TL 97" and up bed strips ship truckline!

• Cold Rolled Steel Bed Strips

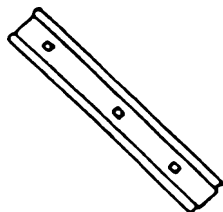
1-1/2 inches wide as original. Punched strips have exact hole spacing and length. Non punched strips may be slightly longer and need to be trimmed to proper length.



Part No.	Description		
BP114	1/2 ton (non punched) 77-1/8"	each	11.00
BP11689	3/4 ton (non punched) 89"	each	12.50
BP11697	3/4 ton (non punched) 97"	each	11.50
BP118	1 ton(non punched) 107"	each	18.00
BP1156	1954-59 1/2 ton (punched) 77-1/8"	each	11.00
BP11706	1955-57 3/4 ton (punched) 89"	each	12.50
BP11707	1957-59 3/4 ton (punched) 97"	each	12.50
BP1157	1960-66 1/2 ton (punched) 77-1/8"	each	11.00
BP11708	1960-62 3/4 ton (punched) 97"	each	12.50
BP11709	1963-66 3/4 ton (punched) 97"	each	12.50

• Stainless Steel Bed Strips

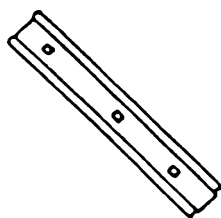
For that extra touch. Eliminates the possible peeling of chrome plating. Gives a bright attractive finish. Replaces the original cold rolled steel perfectly.



Part No.	Description		
BP119	1/2 ton (non punched) 77-1/8"	each	18.50
BP12189	3/4 ton (non punched) 89"	each	19.50
BP12197	3/4 ton (non punched) 97"	each	23.50
BP262	1 ton (non punched) 107"	each	24.50
BP1206	1954-59 1/2 ton (punched) 77-1/8"	each	20.00
BP12206	1955-57 3/4 ton (punched) 89"	each	21.95
BP12207	1957-59 3/4 ton (punched) 97"	each	21.95
BP1207	1960-66 1/2 ton (punched) 77-1/8"	each	17.95
BP12208	1960-62 3/4 ton (punched) 97"	each	21.95
BP12209	1963-66 3/4 ton (punched) 97"	each	21.95

• Stainless Steel Bed Strips, High Polished Mirror Finish

Part No.	Description		
BP1206HP	1954-59 1/2 ton (punched) 7 piece set	set	173.50



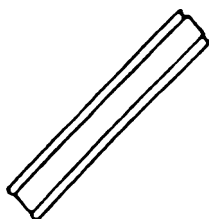
No job's too tough for a Chevrolet truck!

BED PARTS

...visit our website for **SPECIAL savings!**



STEPSIDE METAL BEDSTRIPS (continued)



• Bed Strips for the Custom, Non-Original Truck

TL 97" and up bed strips ship truckline!

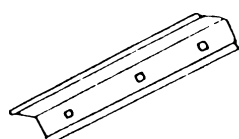
When you want a completely smooth "no bolt" look in your bed. These anodized, high shine aluminum strips secure the wood planks as well as the original type. Special fasteners slide in the underside groove in strip to location of original bolts. Uses original grooves in wood planks.

Note: You cut length to fit.

Part No.	Description	
BP1225	For short beds, 80 inches with fasteners	each 39.95
BP1226	For long beds, 97 inches with fasteners	each 44.50
BP171	Set of 8 individual fasteners, washers and 3 fender washers.....	set 34.95

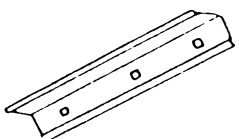
STEPSIDE METAL "CORNER" BED STRIPS

Welds to bed sides and lays over edge of wood bed plank as original.



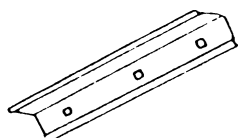
• Cold Rolled Steel

Part No.	Description	
BPSN077	1/2 ton (non punched) 77-1/8"	each 17.95
BPSN089	3/4 ton (non punched) 89"	each 22.95
BPSN097	3/4 ton (non punched) 97"	each 24.95
BPS0005	1954-59 1/2 ton (punched) 77-1/8"	pair 37.90
BPS0205	1954-59 1 ton (punched) 107"	pair 49.50
BPS0106	1955-57 3/4 ton (punched) 89"	pair 43.95
BPS0107	1957-59 3/4 ton (punched) 97"	pair 47.95
BPS0008	1960-66 1/2 ton (punched) 77-1/8"	pair 37.90
BPS0108	1960-62 3/4 ton (punched) 97"	pair 47.95
BPS0109	1963-66 3/4 ton (punched) 97"	pair 47.95



• Stainless Steel

Part No.	Description	
BPSN177	1/2 ton (non punched) 77-1/8"	each 27.90
BPSN189	3/4 ton (non punched) 89"	each 29.95
BPSN197	3/4 ton (non punched) 97"	each 29.95
BPSN1107	1 ton (non punched) 107"	each 35.95
BPS1005	1954-59 1/2 ton (punched) 77-1/8"	pair 59.90
BPS1205	1954-59 1 ton (punched) 107"	pair 76.35
BPS1106	1955-57 3/4 ton (punched) 89"	pair 62.80
BPS1107	1957-59 3/4 ton (punched) 97"	pair 62.80
BPS1008	1960-66 1/2 ton (punched) 77-1/8"	pair 62.80
BPS1108	1960-62 3/4 ton (punched) 97"	pair 62.80
BPS1109	1963-66 3/4 ton (punched) 97"	pair 62.80



• Stainless Steel, High Polished Mirror Finish

Part No.	Description	
BPS1005HP	1954-59 1/2 ton (punched) 77-1/8"	pair 70.00

BED PARTS

...visit our website for **SPECIAL savings!**

STEPSIDE METAL "CORNER" BED STRIPS (continued)



97" and up bed strips ship truckline!

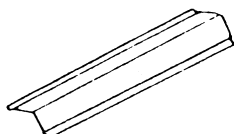
• Corner Bed Strip Covers

We have the answer for those wanting stainless steel corner angles, but don't like the burn spots from welding them to the bed side. These are made to fit over your pre-existing steel corners. You maintain the strength of the originals, but now have the stainless appearance. Saves body shop expense.

Note: This item does not fit well over reproduction corners.

Part No. Description

BPS1097	77-1/8" (non punched)	pair	52.75
BPS1096	97" (non punched)	pair	52.75



FLEETSIDE METAL BED STRIP SETS

For the optional wood bottom fleetside. Punched, ready to install.

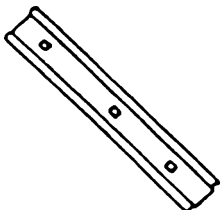
Note: Sets for 1958-59 include 7 long and 8 short strips.

Note: Sets for 1960-72 include 7 long and 4 short strips.

• Short Wide (77-1/8")

Part No. Description

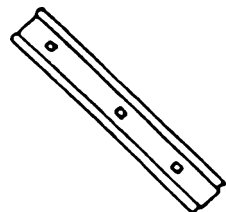
BP224	1958-59 1/2 ton cold rolled steel.....	set	87.05
BP225	1958-59 1/2 ton stainless steel	set	174.05
BP226	1960-66 1/2 ton cold rolled steel.....	set	71.20
BP243	1960-66 1/2 ton stainless steel	set	142.40



• Long Wide (97")

Part No. Description

BP228	1958-59 1/2 and 3/4 ton cold rolled steel.....	set	99.45
BP229	1958-59 1/2 and 3/4 ton stainless steel	set	205.10
BP230	1960-62 1/2 and 3/4 ton cold rolled steel.....	set	85.95
BP231	1960-62 1/2 and 3/4 ton stainless steel	set	167.85
BP244	1963-66 1/2 and 3/4 ton cold rolled steel.....	set	85.95
BP245	1963-66 1/2 and 3/4 ton stainless steel	set	168.95



BED CROSS SILLS

• Cross Sills, Front and Middle-1/2 and 3/4 Ton

14 gauge steel, like original. Includes two pad block support plates with each sill.

Part No. Description

BP1021	1954-59 Stepside.....	each	24.95
BP1022	1960-66 Stepside.....	each	24.95
BP211	1958-72 Fleetside	each	29.50



• Intermediate Cross Sill

The smaller reinforcement strip which originally fit between larger middle units. Helps keep the bedwood level. 72" long for fleetside, but can be cut to length for use on stepside beds.

Part No. Description

BP205	1960-72.....	each	24.95
-------	--------------	------	-------



BED PARTS

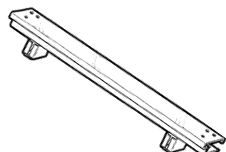
...visit our website for **SPECIAL savings!**



BED CROSS SILLS (continued)

• Cross Sills, Rear

Fits below tailgate. Heavy steel as original.



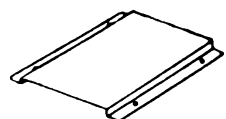
Part No. Description

BP181	1955-59 Stepside.....	each	95.00
BP182	1958-59 Fleetside.....	each	125.00
BP207	1960-62 Stepside.....	each	95.00
BP208	1960-62 Fleetside.....	each	125.00
BP209	1963-66 Stepside.....	each	95.00
BP210	1963-72 Fleetside.....	each	125.00

MISCELLANEOUS BED PARTS

• Tailpipe Shield

A must for that exact restoration. Perfectly replaces the lost or damaged factory metal plate that secures to the underside of a wood bed. Protects bed wood from tailpipe heat damage above rear axle housing.



Part No. Description

BP152	1947-72.....	each	7.95
-------	--------------	------	------

• Rear Fender Bolts

Secures fender to bedside. Stepside only. Head shape is the difference.



Part No. Description

BP149	1934-72 Phillips head.....	each	.75
BP150	1955-66 Clutch head.....	each	1.15

• Clutch Head Drivers

We stock the three clutch head drivers including the large 5/16" size that fits the above rear fender bolts.



Part No. Description

MS313	Clutch head driver set.....	set	16.95
-------	-----------------------------	-----	-------

K-1000 FOUR-WHEEL DRIVE MODELS



Custom Suburban



when field going gets rough...

YOU TURN EASIER, HAUL FASTER...with CHEVROLET Truck Power Steering!

NOW AVAILABLE ON CHEVROLET *LIGHT-DUTY TRUCKS**—power steering to take the hard work out of driving . . . save *more* of your time and energy! Power steering on lighter-duty Chevrolet trucks reduces turning effort as much as 83% . . . helps eliminate steering wheel whiplash in soft fields and on rough country roads. You can get up close quicker, with less effort, to load or unload. Parking, driving in town is easier and safer, too! Give your Chevrolet Dealer a call when you're ready to buy a new light-duty truck. Chevrolet Truck Power Steering is a product of Saginaw Steering Gear Division, General Motors Corporation, Saginaw, Michigan.


*Available on Light-Duty 1963 Chevrolet Trucks



jobmaster trucks

CAB RELATED PARTS

...visit our website for **SPECIAL savings!**



Floor Kit



Rear Cab Kit

CAB INSULATION KITS

• Cab Insulation Kits

Most people love our older GM trucks but some wish for the more quiet riding comfort found in modern vehicles. We have the solution with new "state of the art" truck acoustic technology. Our kits use a multistage, automotive insulation, and dampening system that nicely controls cab noise, metal vibration, and heat.

In about two hours you can install these pre-sized self-adhesive sound damper pads plus the pre-trimmed heat absorber / barrier panels that are custom cut to the size of your trucks interior. Once the headliner, door panels, floor mat, seat cushions and rear metal interior panels are put back in place, no one will see the barrier material, but you will know immediately on the first drive! Instructions include location and labels on each panel. Spray adhesive and sealing tape help complete the improvements. (Vertical portion of firewall insulation included in FP154 cover.)

Part No. Description

CBK152	1955-59 Cab Insulation..... kit	359.00
--------	---------------------------------	--------

HUSH MAT!



• Cab Insulation Sheets by HushMat, Black

Now an inexpensive way to quiet your ride on all early trucks and cars! Eliminates much road noise and vibration plus provides thermal insulation.

Apply to door and roof skin, cab panels, and floors from firewall to rear panel. Virtually no pre-cleaning. One-Step application simply cut, peel, and stick. Approx: .07 inches thick. Bends and forms easily. Cut sheets to the size needed. The black color helps hide it in dark places.

Part No. Description

CBK161	10 sheets 12" x 12" (covers 10 sq. ft)	set	89.95
CBK162	20 sheets 12" x 23" (covers 38 sq. ft)	set	249.95

CAB WINDLACE

• Cab Windlace

Fits around door opening on cab.

Part No. Description

CB104	1960-66 Foam type as original	pair	29.95
-------	-------------------------------------	------	-------

• Factory Door Weather Seal

Part No. Description

DP167	1960-61 Additional factory weather seal. Glues to upper part of door near windshield post. Used with CB104	pair	26.50
-------	--	------	-------

GLOVEBOX CARDBOARD, ETC.

• Glovebox Door - Metal

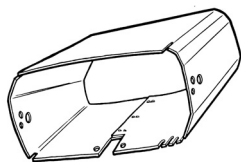
Includes hinge, door stop, and screws.

Part No. Description

CB327	1955-59 Chevrolet	each	78.50
-------	-------------------------	------	-------

CAB RELATED PARTS

...visit our website for **SPECIAL savings!**



• Glovebox Cardboard


Formed to shape. Die stamped and assembled. Ready for installation.

Part No.	Description		
CB1308	1955-59 Chevrolet	each	14.50
CB1309	1955-59 GMC	each	14.50
CB2301	1960-63 Chevrolet	each	16.40
CB2302	1960-66 GMC	each	16.40
CB2303	1965-66 Chevrolet (with factory air).....	each	16.40
CB2304	1964-66 Chevrolet (without factory air).....	each	16.40




• Glovebox Screws

Part No.	Description		
CB228	For installing glovebox in dash	set	1.95



• Glovebox Lock and Key

Part No.	Description		
CB194	1954-72 Like original	each	34.50



• Glovebox Striker with Screws

Part No.	Description		
CB191	1954-59.....	set	6.50
CB192	1960-66.....	set	5.50




• Glovebox Bumpers

Part No.	Description		
CB232	1940-72 Black rubber	pair	.95



• Glovebox Light Switch


Part No.	Description		
CB133	Universal type, with socket and wiring.....	each	15.95



• Glovebox Door Emblems

An attractive plate with Chevrolet lettering is attached to the glovebox door. An exact reproduction of the above horizontal plate.

Part No.	Description		
TRT646	1964-66 Chevrolet only, gray	each	23.50
TR171	1964-66 Chevrolet only,	each	28.50



• Radio Dash Face Repair Panel








When your factory radio hole has been enlarged for an aftermarket radio. Weld this panel in place.

Part No.	Description		
CBR110	1955-59 Radio panel	each	49.95

CAB RELATED PARTS

...visit our website for **SPECIAL savings!**




	GAS TANK GROMMETS, ETC. • Gas Filler Neck Grommets Surrounds body hole in cab where gas neck protrudes. <table><tr><th>Part No.</th><th>Description</th><th></th><th></th></tr><tr><td>CB135</td><td>1955-59 Pickups and large trucks</td><td>each</td><td>3.25</td></tr><tr><td>CB132</td><td>1960-66 Pickups and large trucks</td><td>each</td><td>7.50</td></tr></table>	Part No.	Description			CB135	1955-59 Pickups and large trucks	each	3.25	CB132	1960-66 Pickups and large trucks	each	7.50				
Part No.	Description																
CB135	1955-59 Pickups and large trucks	each	3.25														
CB132	1960-66 Pickups and large trucks	each	7.50														
	• Gas Tank Filler Hose Between tank and cab filler tube. <table><tr><th>Part No.</th><th>Description</th><th></th><th></th></tr><tr><td>CB237</td><td>1949-59 includes vent hose.....</td><td>pair</td><td>6.75</td></tr><tr><td>CB2032</td><td>1960-66.....</td><td>each</td><td>6.50</td></tr></table>	Part No.	Description			CB237	1949-59 includes vent hose.....	pair	6.75	CB2032	1960-66.....	each	6.50				
Part No.	Description																
CB237	1949-59 includes vent hose.....	pair	6.75														
CB2032	1960-66.....	each	6.50														
	• Gas Neck Filler and Vent Hose Clamps <table><tr><th>Part No.</th><th>Description</th><th></th><th></th></tr><tr><td>CB445</td><td>1949-59 Set of 4</td><td>set</td><td>6.75</td></tr></table>	Part No.	Description			CB445	1949-59 Set of 4	set	6.75								
Part No.	Description																
CB445	1949-59 Set of 4	set	6.75														
	• Gas Tank Drain Valve Foam Seal Seals below tank and fits around drain plug or petcock. <table><tr><th>Part No.</th><th>Description</th><th></th><th></th></tr><tr><td>CB190</td><td>1954-59.....</td><td>each</td><td>1.99</td></tr></table> <p>Note: For gas tanks see MECHANICAL section.</p>	Part No.	Description			CB190	1954-59.....	each	1.99								
Part No.	Description																
CB190	1954-59.....	each	1.99														
	STEERING WHEELS, ETC. • Steering Wheel These new black wheels are the exact original shape. Modern material is molded over a new splined metal core. <table><tr><th>Part No.</th><th>Description</th><th></th><th></th></tr><tr><td>CB510</td><td>1954-56.....</td><td>each</td><td>199.00</td></tr><tr><td>CB511</td><td>1957-59.....</td><td>each</td><td>199.00</td></tr><tr><td>CB512</td><td>1960-66.....</td><td>each</td><td>199.00</td></tr></table>	Part No.	Description			CB510	1954-56.....	each	199.00	CB511	1957-59.....	each	199.00	CB512	1960-66.....	each	199.00
Part No.	Description																
CB510	1954-56.....	each	199.00														
CB511	1957-59.....	each	199.00														
CB512	1960-66.....	each	199.00														
	• Steering Column Clamp Rubber Bushings <table><tr><th>Part No.</th><th>Description</th><th></th><th></th></tr><tr><td>CB162</td><td>1955-59.....</td><td>each</td><td>1.95</td></tr></table>	Part No.	Description			CB162	1955-59.....	each	1.95								
Part No.	Description																
CB162	1955-59.....	each	1.95														
	• Steering Wheel Nut <table><tr><th>Part No.</th><th>Description</th><th></th><th></th></tr><tr><td>CB204</td><td>1938-70.....</td><td>each</td><td>.65</td></tr></table>	Part No.	Description			CB204	1938-70.....	each	.65								
Part No.	Description																
CB204	1938-70.....	each	.65														
	CAB MOUNT KITS • Cab Mount Kits Complete with specialized bushings, washers, bolts, blocks, springs, and pads. <table><tr><th>Part No.</th><th>Description</th><th></th><th></th></tr><tr><td>CB151</td><td>1955-59 Pickups and large trucks</td><td>set</td><td>29.95</td></tr><tr><td>CB152</td><td>1955-59 Panel and Suburban.....</td><td>set</td><td>34.95</td></tr><tr><td>CB213</td><td>1963-66 1/2 ton 2wd and 4x4 (will work on 1960-62)</td><td>set</td><td>65.95</td></tr></table>	Part No.	Description			CB151	1955-59 Pickups and large trucks	set	29.95	CB152	1955-59 Panel and Suburban.....	set	34.95	CB213	1963-66 1/2 ton 2wd and 4x4 (will work on 1960-62)	set	65.95
Part No.	Description																
CB151	1955-59 Pickups and large trucks	set	29.95														
CB152	1955-59 Panel and Suburban.....	set	34.95														
CB213	1963-66 1/2 ton 2wd and 4x4 (will work on 1960-62)	set	65.95														

CAB RELATED PARTS

...visit our website for **SPECIAL savings!**

NEW



CAB FASTENER KITS

• Stainless Steel Fasteners, for Cab, Fenders, Hood, Etc. Bolt Kit

We can now provide the many bolts, screws, washers, and nuts for the older GM truck. Many hours of research put into this project to make the numbers just right. The fasteners are individually labeled and packaged so installation time is kept to a minimum. All are stainless steel! Rust is a thing of the past. These detailed non-polished kits (not bed bolt kits) include but are not limited to: headlight and turn signals, front bumper, hood latches, hood braces, hood hinges, door hinges, door strikers, latches, outside handles, interior fasteners, radiator supports, front body mounts, front and inner fenders, firewall, cowl, and battery box. We use indented hex head bolts for the original look. Stainless only!

Part No.	Description		
CBK200	1955.....	kit	199.00
CBK202	1956-57.....	kit	199.00
CBK203	1958-59.....	kit	199.00
CBK204	1960-66.....	kit	235.00



MISCELLANEOUS CAB ITEMS

• Visor Screws

Part No.	Description		
UPV145	1955-66 Three chrome Phillips.....	set	2.00



• Dash Clips

Part No.	Description		
CB186	1955-59 Secures trim strip at base of windshield. Set of 8.....	set	6.95



• Kick Panel Air Vent Door Gaskets


Part No.	Description		
CB257	1955-59.....	pair	7.95
CB258	1960-66.....	pair	7.50



• Seat Filler Plugs

Rubber plugs that cover left and right openings in the horizontal lower seat bracket.

Part No.	Description		
CB189	1955-59.....	pair	12.50



• Headliner Rubber

Fits around edge of headliner.

Part No.	Description		
CB155	1955-59 Black.....	each	22.60
CB156	1955-59 White, as used on early Cameos.....	each	25.95

DECALS

...visit our website for **SPECIAL savings!**



GM Restoration Parts



GM Restoration Parts

• Decals, Sales and Service Sign

The same decals used on our MS102, MS103, and MS155 signs. Use on windows, your own signs, etc. Weatherproof vinyl approximately 11-3/4" diameter. Just like displayed in dealerships.

Part No.	Description		
DE101	Chevrolet	each	9.75
DE102	GMC	each	8.95
DE134	NAPCO 4x4	each	8.75

• Decals, Miniature Service Sign

A copy of each, DE101 and DE102. Both are waterproof vinyl, approximately 3" diameter. Use on windows, your own signs, etc.

Part No.	Description		
DE103	Miniature decals.....	set	2.75

DECAL, CHEROLET AND GMC ALL PURPOSE

Weatherproof vinyl.

• Chevrolet Block Letters

Approximately 1" X 8-1/4"

Part No.	Description		
DE104	Black decal	each	2.75
DE105	Red decal.....	each	4.45

CHEVROLET

• GMC Famous Script

Approximately 2" x 7-3/4"

Part No.	Description		
DE106	Red decal.....	each	2.75
DE107	White decal.....	each	2.75
DE108	Black decal	each	2.75



1960-61

YOU GET **LONGER TRUCK LIFE**
AND A SAFER,
MORE COMFORTABLE RIDE
WITH THE DIFFERENCE IN
GMC'S RUGGED CHASSIS AND
BETTER-BUILT CABS!

DECALS

...visit our website for **SPECIAL savings!**

DECALS, GRILLE

• Decals, Grille-1958-59

Fit in letter stampings on Chevrolet grille.

Part No.	Description		
DE223	Black	set	5.95
DE224	White	set	5.95

CHEVROLET

DECALS, TAILGATE

Weatherproof decals in exact size and shape as letters on stamped tailgates. Also fits well on non-emblem plain tailgates.

• Chevrolet, Block Letters

Part No.	Description		
DE122	1954-72 Black, Stepside	each	7.95
DE123	1954-72 White, Stepside	each	7.95
DE124	1954-72 Chrome, Stepside	each	11.95
DE125	1958-66 Black, Fleetside	each	7.95
DE126	1958-66 White, Fleetside	each	7.95
DE135	1958-66 Chrome, Fleetside	each	12.45

CHE
VRO
LET

• GMC

Part No.	Description		
DE131	1957-59 Black, Stepside	each	12.95
DE132	1957-59 White, Stepside	each	12.95
DE133	1957-59 Chrome, Stepside	each	16.95



DECALS, REPRODUCED FACTORY ORIGINAL

For the perfectionist wanting his truck very authentic, we have reproduced the following decals for mechanical items. They are exact! Made from factory original samples. All are waterless Mylar material.

• Decals, Air Cleaner

Part No.	Description		
DE203	1947-55 Chevrolet or GMC (oil wetted flat style cleaner)	each	1.95
DE204	1947-59 Chevrolet or GMC (oil bath) except 54-55 1st	each	2.50
DE222	1960-62 Rectangular with orange letters (oil bath/ AC Heavy Duty)	each	2.00



DE203



DE204

• Decals, Engine Valve Cover

Part No.	Description		
DE220	1954-55 Chevrolet "Job Master 261" emblem (also looks nice on 1955-62)	each	2.75
DE207	1955-59 Chevrolet "New Thriftmaster" emblem, for 235 engine	each	2.75
DE208	1955-59 GMC V-8 (orange background)	pair	8.95

NEW THRIFTMASTER



DECALS


...visit our website for **SPECIAL savings!**



DECALS, REPRODUCED FACTORY ORIGINAL (continued)


• Decals, Oil Filter

Exact colored waterless decals plus cartridge restoration instructions. The six cylinder cartridge housing is secured to the Chevrolet intake manifold with two U-bolts.



Fram Type - For use on the more popular after market six cylinder oil filter assembly. Beautiful 4-color waterless decals to perfectly detail the filter unit. Includes the three decals.
Note: Fram uses a corrugated cone bottom.

Part No.	Description	
DE216	All years	each 4.95



AC Type - Exact as used on the 6 cylinder filter assembly installed by General Motors dealers on trucks. Exact one color, waterless decal. Attaches to round lid.
Note: AC uses a smooth cone bottom.

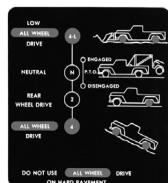
Part No.	Description	
DE218	1955 V-8 and 1954-62 six cylinder. Single decal set	each 3.50

MISCELLANEOUS DECALS

• Decal, NAPCO Dash

A quality waterless decal showing shift patterns, etc. Red, white and black, as original. Used at least on 1951-63 Chevrolet and GMC 4x4's. Dimensions 4-1/2" x 5". Not 1-1/2 and 2 ton's.

Part No.	Description	
DE215	NAPCO decal	each 7.50



• Decal, Glovebox Door

Originally placed on inside of door showing recommended service schedules for 1955-59 Chevrolet. Red on white.

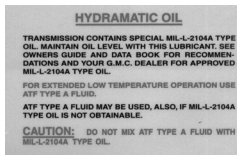
Part No.	Description	
DE219	1955-59	each 1.95



• Decal, Hydromatic Transmission

Place on lower part of firewall. Gives type of fluid used.

Part No.	Description	
DE255	1955-59 Firewall decal, 2 color, reflective	each 8.95



GMC OPERATION "HIGH GEAR" builds extra value into every "Farm-Bred Truck!"



You get both with GMC... styling you can be proud of... performance you can depend on


Operation "High Gear"—GMC's sweeping engineering, design and quality-control program—brings you more truck for your money than ever before!

There's no nonsense about a new GMC "Farm-Bred" pickup. It's *all* truck, from a true-truck engine to a rugged, roomy, water-tight GMC cab. Even where you can't see it, there's built-in extra value: *four coats* of protective finish, instead of the usual two or three; M-400 bearings with 7 times longer life; fast-ratio cruising axle for an overdrive effect in all gears and less wear-and-tear on engine—plus many more features that contribute to long, dependable, trouble-free service. Your GMC Dealer has the facts to convince you. See him soon. GMC TRUCK & COACH—A GENERAL MOTORS DIVISION.

If you can afford any new pickup this year, you can afford a GMC. And remember, you're extra money ahead in standard equipment alone!

- Heaviest front crossmember
- Synchromesh transmission
- GMC truck-built engine

- Strongest rear axle
- M-400 bearings with 7 times longer life
- Fast-ratio cruising axle
- Double-wall cab and body construction
- Foam rubber seats
- Wood body floor with steel skid strips
- Steel moldings around window glass



From 1/2-ton to 45-ton...
General Motors leads the way!

DOORS AND COMPONENTS

...visit our website for **SPECIAL savings!**



	<p>DOOR BOTTOMS, PATCH PANELS, ETC. are available for various years. Check the SHEET METAL section of this catalog for selection and pricing.</p> <p>DOOR HANDLES - OUTSIDE AND INSIDE, ETC.</p> <p>• Door Handles, Chrome - Outside</p> <table><tr><th>Part No.</th><th>Description</th><th></th><th></th></tr><tr><td>DP103</td><td>1955-59 Left or right</td><td>each</td><td>19.95</td></tr><tr><td>DP109</td><td>1960-66 Left or right</td><td>each</td><td>21.50</td></tr></table>	Part No.	Description			DP103	1955-59 Left or right	each	19.95	DP109	1960-66 Left or right	each	21.50								
Part No.	Description																				
DP103	1955-59 Left or right	each	19.95																		
DP109	1960-66 Left or right	each	21.50																		
	<p>• Door Handle Push Buttons, Chrome - Outside. Non-key type.</p> <table><tr><th>Part No.</th><th>Description</th><th></th><th></th></tr><tr><td>DP105</td><td>1955-59 1 7/16" length</td><td>each</td><td>5.50</td></tr><tr><td>DP175</td><td>1960-66 2 1/2" length.....</td><td>each</td><td>2.30</td></tr></table>	Part No.	Description			DP105	1955-59 1 7/16" length	each	5.50	DP175	1960-66 2 1/2" length.....	each	2.30								
Part No.	Description																				
DP105	1955-59 1 7/16" length	each	5.50																		
DP175	1960-66 2 1/2" length.....	each	2.30																		
	<p>• Door Handle Push Buttons, Chrome - Outside. Locking Style with Key</p> <table><tr><th>Part No.</th><th>Description</th><th></th><th></th></tr><tr><td>DP472</td><td>1955-59.....</td><td>each</td><td>41.50</td></tr><tr><td>DP473</td><td>1960-66.....</td><td>each</td><td>41.50</td></tr></table>	Part No.	Description			DP472	1955-59.....	each	41.50	DP473	1960-66.....	each	41.50								
Part No.	Description																				
DP472	1955-59.....	each	41.50																		
DP473	1960-66.....	each	41.50																		
	<p>• Door Handle Gaskets - Outside</p> <p>Both doors.</p> <table><tr><th>Part No.</th><th>Description</th><th></th><th></th></tr><tr><td>DP107</td><td>1952-66.....</td><td>set</td><td>2.50</td></tr></table>	Part No.	Description			DP107	1952-66.....	set	2.50												
Part No.	Description																				
DP107	1952-66.....	set	2.50																		
	<p>• Door Handle - Inside</p> <table><tr><th>Part No.</th><th>Description</th><th></th><th></th></tr><tr><td>DP132</td><td>1947-66 Chrome finish with set screw</td><td>each</td><td>9.95</td></tr></table>	Part No.	Description			DP132	1947-66 Chrome finish with set screw	each	9.95												
Part No.	Description																				
DP132	1947-66 Chrome finish with set screw	each	9.95																		
	<p>• Door Handle Set Screw – Inside</p> <p>US threads for original handles. Not metric.</p> <table><tr><th>Part No.</th><th>Description</th><th></th><th></th></tr><tr><td>WI121</td><td>1947-66.....</td><td>each</td><td>2.50</td></tr></table>	Part No.	Description			WI121	1947-66.....	each	2.50												
Part No.	Description																				
WI121	1947-66.....	each	2.50																		
 	<p>DOOR WEATHER SEAL, RETAINERS, ETC.</p> <p>• Door Weather Seal</p> <p>Black sponge rubber. Fits around door edge. The best available.</p> <table><tr><th>Part No.</th><th>Description</th><th></th><th></th></tr><tr><td>DP136</td><td>1936-66 Panel and Suburban, rear doors, glues in place</td><td>pair</td><td>34.50</td></tr><tr><td>DP117</td><td>1947-59 Fits around door edge, glue in place</td><td>pair</td><td>29.00</td></tr><tr><td>DP119</td><td>1955-59 Side doors, with snap-in clips, as original.....</td><td>pair</td><td>37.50</td></tr><tr><td>DP167</td><td>1960-61 Used on upper part of cab door, glues in place</td><td>pair</td><td>26.50</td></tr></table>	Part No.	Description			DP136	1936-66 Panel and Suburban, rear doors, glues in place	pair	34.50	DP117	1947-59 Fits around door edge, glue in place	pair	29.00	DP119	1955-59 Side doors, with snap-in clips, as original.....	pair	37.50	DP167	1960-61 Used on upper part of cab door, glues in place	pair	26.50
Part No.	Description																				
DP136	1936-66 Panel and Suburban, rear doors, glues in place	pair	34.50																		
DP117	1947-59 Fits around door edge, glue in place	pair	29.00																		
DP119	1955-59 Side doors, with snap-in clips, as original.....	pair	37.50																		
DP167	1960-61 Used on upper part of cab door, glues in place	pair	26.50																		
	<p>• Door Rubber Seal Adhesive</p> <p>Quality 3M special black glue. Can be used to better secure the cab windlace.</p> <table><tr><th>Part No.</th><th>Description</th><th></th><th></th></tr><tr><td>DP120</td><td>Door seal adhesive</td><td>each</td><td>10.25</td></tr></table>	Part No.	Description			DP120	Door seal adhesive	each	10.25												
Part No.	Description																				
DP120	Door seal adhesive	each	10.25																		
	<p>• Doors, Lower - Metal Rubber Retainers</p> <p>Holds horizontal rubber seal to bottom edge of door. Identical to original.</p> <table><tr><th>Part No.</th><th>Description</th><th></th><th></th></tr><tr><td>DP122</td><td>1955-59.....</td><td>each</td><td>8.75</td></tr></table>	Part No.	Description			DP122	1955-59.....	each	8.75												
Part No.	Description																				
DP122	1955-59.....	each	8.75																		

DOORS AND COMPONENTS

...visit our website for **SPECIAL savings!**

DOOR WEATHER SEAL, RETAINERS, ETC. (continued)

• **Door, Lower - Metal Rubber Retainer Screws**

Part No.	Description		
DP123	1947-59 For both doors (attaches DP122)set	2.95




DOOR LATCHES, STRIKER PLATES, ETC.

• **Door Latches**

New replacement.

Part No.	Description		
DP127	1955-59 Lefteach	39.95
DP134	1955-59 Righteach	39.95
DPD115	1955-59 Rear, Panel truck dooreach	42.00
DPD210	1960-63 Lefteach	79.00
DPD211	1960-63 Righteach	79.00
DPD212	1964-66 Lefteach	84.50
DPD213	1964-66 Righteach	84.50



• **Door Striker Plates**

Attaches to cab post.

Part No.	Description		
DP615	1955-63 PairPair	19.90
DP125R	1955-63 Righteach	9.95
DP169	1964-66 PairPair	28.00
DP164L	1964-66 Lefteach	14.00



• **Door Striker Plate Screws**

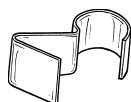
Part No.	Description		
DP1431	1952-59set	3.50



• **Door Latch Repair Spring**

Specially formed spring which goes over worn latch flipper to bring it back to correct height. No truck should be without a "pair and a spare". Also protects new latches.

Part No.	Description		
DP128	1947-63each	3.50



DOOR ITEMS, MISCELLANEOUS

• **Door Bumpers**

Enough for both doors.

Part No.	Description		
DP611	1955-59 Set of 6set	5.95
DP151	1960-66 Set of 4set	4.85



• **Door Fastener Kit Stainless, Panel Truck Double Doors**

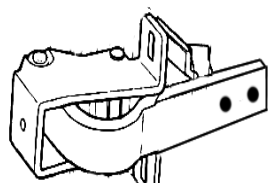
Part No.	Description		
DP552	1955-59 For latches, hinges, striker plates, cover plates, and door stopset	19.95



DOORS AND COMPONENTS



...visit our website for **SPECIAL savings!**



DOOR ITEMS, MISCELLANEOUS(continued)

• Door Hinges

Fits left or right sides.

Part No. Description

DP168L	1960-66 Upper and lower left	pair	119.00
DP168R	1960-66 Upper and lower right	pair	119.00



• Door Hinge Lower Access Cover, Metal

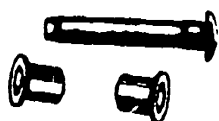
Part No. Description

DP558	1955-59	pair	23.95
-------	---------------	------	-------

• Door Hinge Spring

Part No. Description

DP115	1955-59	each	2.50
-------	---------------	------	------

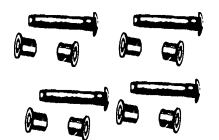


• Door Hinge Pin

Rebuilds one hinge. Included in DP116 below.

Part No. Description

DP114	1955-72 With two brass bushings	each	3.95
-------	---------------------------------------	------	------



• Door Hinge Repair Kit

Includes four pins with eight bushings and instructions.

Part No. Description

DP116	1955-72 Per truck	kit	9.95
-------	-------------------------	-----	------



• Tailgate Hinge Pin, Suburban

Just reproduced!! A special hand machined double threaded hinge pin. Won't break from road salt and rain. These are stainless steel. Tailgate hinge only! Hand made in USA in a small specialty machine shop! Limited production.

Part No. Description

DPH104	1947-59	each	35.95
--------	---------------	------	-------

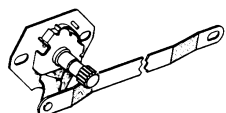


• Door Rubber Hinge Seals, Rear

Panel truck and Suburban with side by side rear doors.

Part No. Description

DP430	1936-59 (4 per set)	set	13.95
-------	---------------------------	-----	-------

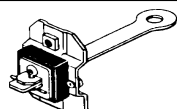


• Door Handle Remotes

Connects inside door handle to latch.

Part No. Description

DP142	1955-59 Left	each	28.25
DP141	1955-59 Right	each	28.25
DP155L	1960-63 Left	each	28.25
DP155R	1960-63 Right	each	28.25
DP156L	1964-66 Left	each	28.25
DP156R	1964-66 Right	each	28.25



• Door Check and Hold-Open Stop Bracket

Part No. Description

DP152	1960-66 Left or right	each	11.50
-------	-----------------------------	------	-------

HIGH TORQUE 292 SIX



High-Torque
ENGINES
For Every Job

HIGH TORQUE 327 V8

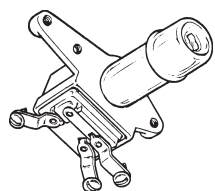


GMC



ELECTRICAL

...visit our website for **SPECIAL savings!**



SWITCHES


• Dimmer Switches

Part No.	Description		
EL156	1955 1st-60	each	15.75
EL186	1961-72	each	15.75



• Dimmer Switch Pigtail or Socket (Fits EL186 above)

Part No.	Description		
EL410	1961-72	each	2.25



• Headlight Switches, Exact as Original

Part No.	Description		
EL150	1955-59	each	32.50
EL182	1960-63	each	24.95
EL161	1964-72	each	16.95

Note: Used headlight switches are available in USED section. Knob and shaft sold separately in our KNOB SECTION.



• Starter Switch

For six cylinders with foot operated linkage.


Part No.	Description		
EL112	1955 -59 (includes correct side terminal)	each	22.50



• Starter Solenoids - 12 Volt

Attaches to top of starter, NOT for mechanical foot start.

Part No.	Description		
EL2171	1955-56 Six cylinder and V-8	each	62.50
EL217	1957-72 V-8 and 1963-72 Six cylinder	each	13.75



• Stoplight Switches

With snap on terminals.

Part No.	Description		
EL162	1955-59 Mechanical type	each	14.95
EL1523	1958-72 Hydraulic type	each	10.95
EL197	1960-72 Push button, under dash type	each	4.25



1955 TEMP GAUGE


• Temperature Sending Unit

Complete recharged gas filled unit, including dash head, line, engine head sending unit, and new face decal. Plus core charge.

Part No.	Description		
REME931	1955-59 Chevrolet, mechanical six cylinder (with capillary tube)	each	115.00
REME931V	1955-59 Chevrolet, mechanical six cylinder (with capillary tube extended for V-8)	each	135.00
REME930	1954-59 GMC, mechanical six cylinder (with capillary tube)	each	125.00
REME930V	1954-59 GMC, mechanical six cylinder (with capillary tube extended for V-8)	each	139.00

ELECTRICAL

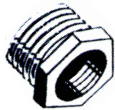
...visit our website for **SPECIAL savings!**



SWITCHES (continued)

• **Temperature Sending Unit (continued)**

Part No.	Description		
REME932V	1955-59 GMC, mechanical six cylinder (with capillary tube extended for V-8)	each	85.00
ME60612	1955-72 (Electric sending unit fits in engine six cylinder and V-8)	each	12.50
ME671	Core for REME931, REME931V, REME932 and REME932V	each	50.00



• **Temperature Sending Unit Reduction Bushing**


For reducing size of hole in head when placing a mechanical heat tube in a 1955 and newer six cylinder or V-8 engine.

Part No.	Description		
ME275	Chevrolet only	each	6.50



• **Oil Pressure Sender**

Part No.	Description		
MEO210	1958-72 Operates at 3-7lbs	each	8.75

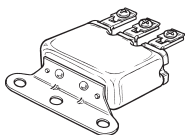


HORN ITEMS

• **Inner Horn Contact Plate**

Secures horn button to steering wheel center opening.

Part No.	Description		
EL196	1954-59	each	21.95



• **Horn Relays - 12 volt**

Part No.	Description		
EL199	1955-56	each	15.75
EL226	1957-72	each	14.75



• **Steering Mast Bearings**

Fits at top of steering column.


Part No.	Description		
EL109	1947-59 With horn wire (Made from GM tooling)	each	45.00
EL163	1964-72 Upper, without tilt wheel	each	23.50
EL221	1960-68 Lower	each	16.95



• **Steering Wheel Brush and Contact**

Fits in steering wheel hub.

Part No.	Description		
EL525	1953-72 with relay	each	6.95



COILS


• **Ignition Coils**

Part No.	Description		
EL142	1934-72 12 volt original style	each	26.50
EL158	1955-72 Resistor type	each	39.50

Note: Part EL158 is a traditional round 12 volt coil with a built in reducer. Eliminates the need for EL181. Includes mounting bracket.

ELECTRICAL

...visit our website for **SPECIAL savings!**




• Generator-Specify 7" or 8" Length Housing

Rebuilt, ready to install

Part No. Description

REME450L	1955-62 Chevrolet 8"	each	119.75
REME450	1955-62 Chevrolet 7"	each	119.75
USME536	core	each	35.00

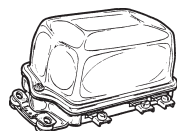


VOLTAGE REDUCERS

Drops 12 volt current to 6 volt.

Part No. Description

EL181	Medium duty, keeps the necessary 6 volt current to ignition points	each	14.75
-------	--	------	-------



VOLTAGE REGULATORS

• For Generators

Attaches to firewall when using generator.

Attaches to inner radiator core support when using alternator.

Part No. Description

EL159	1955-62 12 volt for generators	each	40.00
EL185	1963-72 12 volt for alternators	each	16.00



• Voltage Regulator Pigtail or Plug

For external voltage regulator EL185 above. Replaces damaged plug.

Part No. Description

EL420	1963-72	each	2.95
-------	---------------	------	------

• Alternator Wiring Conversion

Changes original external regulator to new internal regulator.

Part No. Description

ELW318	1963-72	each	22.95
--------	---------------	------	-------



MISCELLANEOUS ELECTRICAL ITEMS

• Taillight Wiring Loom

Black plastic split loom to protect wiring, exact as original.

Part No. Description

LG280	1960-72	foot	.85
-------	---------------	------	-----



• Grommet, Main Wiring Loom

Protects main wiring loom as it passes through sheet metal firewall.

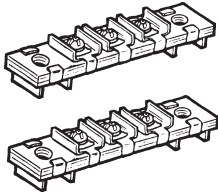
Part No. Description

FP129	1936-59	each	3.25
EL183	1960-66	each	5.95

ELECTRICAL

...visit our website for **SPECIAL savings!**

MISCELLANEOUS ELECTRICAL ITEMS (continued)



• Terminal Blocks

Fits on inner fender. Connects headlight wires to terminal end of main harness.

Part No.	Description	
EL138	1955-59 Two 4 position blocks	pair 19.75

• Fuse Junction Block

Part No.	Description	
EL153	1955-59 Fits under dash	each 34.00



• Ignition Switch Housing, Use with EL103 Cylinder and Key Below.

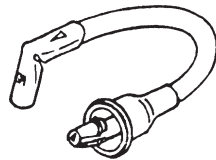
Part No.	Description	
EL330	1955-59 (non-foot start style)	each 75.00
EL187	1962-66	each 39.75



• Ignition Cylinder with Key

Fits in switch housing, EL187 and EL330.

Part No.	Description	
EL103	1949-66	each 14.00



• Spark Plug and Coil Wire Sets, Chevrolet

Part No.	Description	
ELW540	1954-62 Six cylinder 235 and 261, plus GMC	set 19.95
ELW544	1955-72 V-8 265, 283, and 327	set 26.50
ELW543	1963-72 Six cylinder 230, 250, and 292	set 19.95
ELW542	1937-62 HEI Distributor (see High Performance section)	set 27.95



BATTERY CABLES

• Ground Cables (Negative)

Open braided strands as original. Connects top post battery to firewall. V-8 and six cylinder. Show quality. For the perfectionist!

Part No.	Description	
EL400	1955-59 V-8 or six cylinder	each 39.75
EL405	1964-66 Six cylinder, with proper spring ring terminal post	each 39.75
EL406	1964-66 V-8, with proper spring ring terminal post	each 39.75



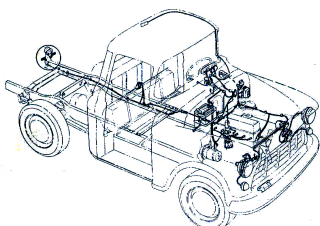
• Positive Cables

Proper vinyl covered cable connects correct top post battery to starter and accessories. Show quality.

Part No.	Description	
EL401	1955-59 Six cylinder	each 41.50
EL402	1955-59 V-8	each 41.50
EL403	1963-66 V-8 or six cylinder, with proper spring ring terminal post	each 41.50

ELECTRICAL

...visit our website for **SPECIAL** savings!



WIRING HARNESSES

• Original Style

A quality wiring harness with original type PVC coated copper wire. These hand built harnesses are made individually in America. Not a quick made "just get by" harness. Detailed installation instructions. Includes a built-in directional light wire if you decide to add this option.

For Trucks with Generators

Note: EL167 will work on 1957-59 GMC, however, you must extend wires to right inner fender mounted voltage regulator or move this regulator to firewall as in 1955-56.

Part No.	Description	
EL167	1955-59 Chevrolet and 1955-56 GMC	each 249.00

For Trucks with Alternators

Part No.	Description	
EL172	1955-59 Chevrolet or GMC	each 249.00



• Modified Style

A modified PVC coated copper wire harness designed for the non-original street rod type truck. These eliminate mistakes, hours of time and much expense when you are doing major modifications to your vehicle with modern electrical accessories. This is not a generic "one size fits all" wiring kit but rather is tailored harness just for the 1955-59 General Motors Truck. Included are important items such as the headlight and dimmer switch, fuses, flasher assembly, ignition switch, resistors, boots, grommets, a fuse board with 18 circuits, etc. Sub-harness are individually bagged with basic detailed instructions for optional components you may wish to install. A partial list are power windows, cruise control, electric cooling fan, power locks and seats, digital dash, modern replacement steering columns, back-up lights, radio, air conditioning, etc. When quality and your time are important factors, this harness is a must!

Part No.	Description	
ELW301	1955-59 Modified harness	set 459.00
ELW302	1960-66 Modified harness	set 469.00



• Overdrive Transmission Wiring Harness

Part No.	Description	
EL151	1955-65 Trucks and cars	each 25.20

• Wiring Harness Clips

Part No.	Description	
EL175	Fits all years	each 1.75



ALTERNATOR CONVERSION HARNESS

For those wanting the more modern alternator. This wiring adapts to your original generator harness and converts it to an alternator style. Will also work with our new generator harness.

Part No.	Description	
ELW122	1934-62 Alternator conversion harness	each 26.95




ELECTRICAL

...visit our website for **SPECIAL savings!**

TURN SIGNAL KITS

These kits are designed to fit behind the dash out of sight and do not clamp on steering column. Only toggle lever switch is seen below dash. A beep-beep from behind dash indicates that the signal is flashing. This keeps a more original dash appearance, and still allows for this convenient accessory. Includes wiring, double filament sockets, switches, flasher, and instructions. This system fits inside original taillight but is independent from the stoplight bulbs! This kit can be made to operate the original park lights or custom lights. American made. Top quality! For 1955-59 that did not come with GM turn signals.


Part No.	Description	
EL13112	1955-59.....set	74.50



• Turn Signal Lever Assembly

Clamps on steering column. For those wanting a visible lever at the side of steering column.

Part No.	Description	
EL13312	Seven wireseach	24.95



• Turn Signal Flashers

Part No.	Description	
EL1772	12 volt, 2 prongeach	10.75
EL1773	12 volt, 3 prongeach	10.75



• Turn Signal Switch-Chevrolet

Fits inside lower housing below steering wheel.

Part No.	Description	
EL203	1954-59 kidney shaped unit with necessary wireseach	29.95
EL209	1964-66.....each	124.50




• Turn Signal Canceling Cam-Chevrolet

Part No.	Description	
EL308	1963 Chevroleteach	11.30
EL214	1964-66 Chevrolet and GMCeach	24.50

• Neutral Safety and Backup Switch For Automatic Transmission

Part No.	Description	
EL306	1960-71 Powerglide.....each	21.50


Still King!



Thriftmaster 6

FLOOR PARTS

...visit our website for **SPECIAL** savings!




FLOOR MATS

• High Quality Molded Rubber Floor Mats

Replacement mat fits like the original. Can use with felt pad FL184 or FL177.

Part No. Description

FL104	1955-59 3-speed.....each	149.95
FL166	1964-66 3-speed.....each	162.50

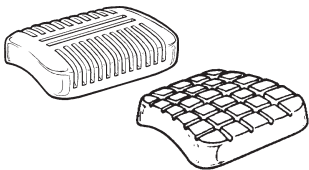


• Floor Mat Felt Pads

Helps reduce engine heat and road noise. Fits under floor mats.

Part No. Description

FL184	1955-59 36" x 61"each	14.50
FL177	1960-72 36" x 70"each	15.50

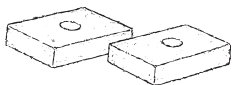


PEDAL PADS, ACCELERATOR PEDALS, ETC.

• Pedal Pads

Part No. Description

FL176	1955-59 For brake or clutch pedal, ribbed surfaceeach	3.00
FL161	1960-70 For brake or clutch pedal, waffle surface.....each	4.00

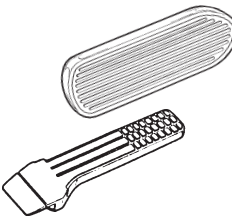


• Brake and Clutch Floor Felt Seal

Fits in the factory metal floor pockets.

Part No. Description

FL212	1955-59.....pair	4.55
-------	------------------	------



• Accelerator Pedals

Part No. Description

FL115	1952-57.....each	12.50
FL113	1958-59.....each	12.95
FL170	1960-63.....each	12.00
FL179	1964-66.....each	10.95




• Accelerator Pedal Ball Studs

Secures pedal exactly as original. Screws into the existing threaded floor holes.

Part No. Description

FL192	1964-70.....pair	5.95
-------	------------------	------



• Accelerator Felt Floor Seal

Fits in the factory metal floor pocket.

Part No. Description

FL111	1941-59.....each	3.50
-------	------------------	------



• Clutch Arm Stop Bumper

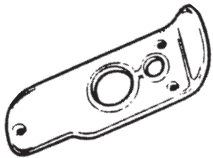
Part No. Description

FL116	1947-59.....each	.95
-------	------------------	-----



FLOOR PARTS

...visit our website for *SPECIAL savings!*



STEERING COLUMN SEALS			
• Steering Column Hard Rubber Floor Seals			
Fits at base of column. Includes foam pad.			
Part No.	Description		
FL602	1955-59 Rubber over metal.....	pair	13.95



• Steering Column Firewall Seal			
Part No.	Description		
FL186	1960-66.....	each	4.50

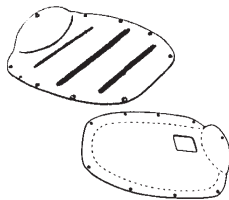


PARK BRAKE RELATED			
• Park Brake Foam Collar			
Hidden between brake lever base and floor plate to stop air leaks. Used on larger trucks having vertical hand pull levers.			
Part No.	Description		
FL138	1934-59.....	each	4.75



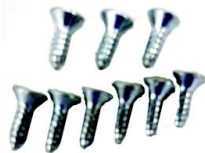
• Park Brake Boot			
Boots were not originally used. However, this is a nice extra over vertical hand pull brake levers.			
Part No.	Description		
FL164	1934-59.....	each	5.90

• Park Brake Cable Firewall Seal			
Part No.	Description		
FL144	1955-59.....	each	2.50



TRANSMISSION FLOOR COVERS, ETC.			
• Transmission Floor Cover Plates			
Part No.	Description		
FL651	1955-59 3-speed and automatic, metal	each	58.00
FL649	1955-59 3-speed and automatic, fiberglass.....	each	59.50
FL650	1955-59 4-speed, fiberglass	each	58.00

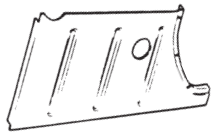
• Transmission Floor Cover Gaskets			
Part No.	Description		
FL652	1955-59, 3 or 4 speed	set	4.00



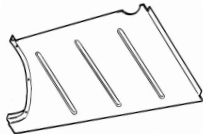
• Transmission Floor Cover Plate Screws			
Part No.	Description		
FL175	1955-59 Set of 9	set	2.50

FLOOR PARTS

...visit our website for **SPECIAL savings!**



SM194



SM195

FLOORBOARD SECTIONS

• Floorboard Sections - Metal

Quality metal stampings with ridges and punched holes as original.

Part No. Description

SM298L	1955-59 Left, front section with toe board	each	73.45
SM298R	1955-59 Right, front section with toe board	each	73.45
SM195	1955-59 Right, from seat riser to mid-floor horizontal seam	each	56.95
SMC234L	1960-63 Left	each	62.15
SMC234R	1960-63 Right	each	62.15
SM239L	1964-66 Left	each	62.15
SM239R	1964-66 Right	each	62.15



MISCELLANEOUS FLOOR PARTS

• Starter Boots - Six Cylinder

Seals out air in cab on foot starter systems. Installs in minutes!

Part No. Description

FL117	1938-59	each	5.50
-------	---------------	------	------



• Master Cylinder Floor Hole Cover

Part No. Description

FL127	1947-59 Black rubber over metal (3-1/4" diameter)	each	7.95
-------	---	------	------



• Floor Shift Boots

Part No. Description

FL136	1936-66 4-speed	each	8.50
-------	-----------------------	------	------



• Floor Shift Foam Collar

Fits between transmission and floor plate. Stops air leaks around 4-speed floor shifter. Originally used instead of, or in addition to a boot.

Part No. Description

FL137	1934-65 4-speed	each	6.95
-------	-----------------------	------	------



• Sill Plates

Fits on cab floor between door posts. Helps hold down the floor mat or carpet. Stamped steel. Left or right.

Part No. Description

TR113	1960-66 Chevrolet (with Bowtie) polished aluminum	each	20.00
TRT6066	1960-66 GMC (with GMC letters) chrome	each	24.50
TRT166	1960-66 Chevrolet or GMC (with no logo) chrome	each	20.00




• Sill Plate Screws - Chrome

Enough for both doors.

Part No. Description

TRT167	1960-66 Set of 12	set	2.45
--------	-------------------------	-----	------

GMC 4-WHEEL POWER



FRONT PARTS

...visit our website for **SPECIAL** savings!



BUMPER BOLT AND NUT

- Bumper Bolt with Rounded Polished Stainless Cap

Part No.	Description	
FP109	1947-72 Chevrolet and GMC. With rounded stainless cap	each 2.75



- Bumper Bolt Nut

Part No.	Description	
FP110	1947-72 Chevrolet and GMC.....	each .25



FIREWALL RELATED ITEMS

- Firewall Interior Covers

Black fiberglass reproduction interior cover with nice grain. Includes heat insulating firewall pad.

Part No.	Description	
FP154	1955-59 fiberglass	each 122.50
FPF135	1960-66 fiberboard as original	pair 54.50



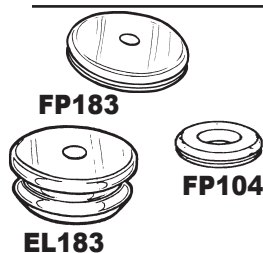
- Firewall Cover Retainers

Fasteners that secure FP154 and FPF135 cover pads to inner firewall.

Part No.	Description	
FP157	1955-66 Set of 10	set 4.75

- 4 Hole Firewall Grommet for Cables

Part No.	Description	
FP151	1954-59.....	each 4.95



- Firewall Grommets

Part No.	Description	
FP129	1955-59 Wiring loom.....	each 3.25
FP183	1936-59 Speedometer cable	each 1.75
FP104	1936-59 Starter wire or vacuum hose	each 1.00
EL183	1960-66 Main wiring harness	each 5.95

- Front Fender Seal at Firewall

Part No.	Description	
FP206	1955-59.....	pair 6.95
FP207	1960-63.....	pair 9.50
FP208	1964-66.....	pair 9.50

They're Champs of Every Weight Class!

NEW '56 CHEVROLET TASK•FORCE TRUCKS


FRONT PARTS

...visit our website for **SPECIAL savings!**

FIREWALL RELATED ITEMS (continued)

• **Inner Fender Seal at Firewall**

Part No.	Description		
FP236	1955-59 Included in FP664.....	pair	10.95
FP227	1960-66.....	set	14.00



• **Inner Fender Seal**

Part No.	Description		
FP664	1955-59.....	set	24.50



• **Inner Fender Mounting Grommets**

Part No.	Description		
FP164	1955-59 Secures inner fenders to firewall and radiator support. Rubber and metal. Set of 4.....	set	11.50

• **Front Lower Splash Pan to Radiator Seal**

Part No.	Description		
FP178	1960-66.....	each	4.75

• **Radiator Side Panel Seals**


Part No.	Description		
FP179	1960-62.....	set	11.75
FP180	1963-66.....	set	11.75

GRILLES AND RELATED ITEMS

• **Grilles, Chevrolet**

Note: Inquire about other years and GMC.

Part No.	Description		
FP256	1955-56 Chrome	each	395.00
FPG314	1957 Chrome	each	724.50
FP222	1958-59 Chrome.....	each	350.00
FPG6466	1964-66 Chrome with letters.....	each	325.00
FPG640	1964-66 Chrome without letters.....	each	289.00



• **Grille Support Panel**

Part No.	Description		
FPG578	1955-56 Chevrolet only, upper grille bar	each	79.95
FPG579	1957 Chevrolet only, upper grille bar	each	79.95
FPG580	1958-59 Large panel. Secures grille.....	each	295.00
FPG581	1960-61 Secures grille.....	each	299.95
FPG582	1962 Secures grille	each	306.95
FPG583	1963 Secures grille	each	306.95
FPG584	1964-66 Secures grille	each	299.95



FPG580



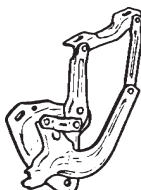

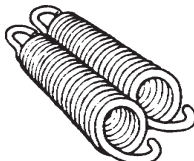

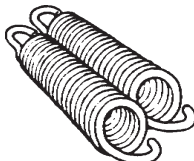


FPG581

FRONT PARTS

...visit our website for **SPECIAL** savings!



	HOOD RELATED ITEMS • Hood Bumper Sets <table><tr><th>Part No.</th><th>Description</th><th></th><th></th></tr><tr><td>FP114</td><td>1955-59 set of 10</td><td>set</td><td>7.35</td></tr><tr><td>FPH101</td><td>1960-61 set of 4</td><td>set</td><td>6.95</td></tr><tr><td>FP149</td><td>1962-66 set of 6</td><td>set</td><td>7.95</td></tr></table>	Part No.	Description			FP114	1955-59 set of 10	set	7.35	FPH101	1960-61 set of 4	set	6.95	FP149	1962-66 set of 6	set	7.95												
Part No.	Description																												
FP114	1955-59 set of 10	set	7.35																										
FPH101	1960-61 set of 4	set	6.95																										
FP149	1962-66 set of 6	set	7.95																										
	• Hood to Cowl Seal Molded Rubber, fits under rear of hood. <table><tr><th>Part No.</th><th>Description</th><th></th><th></th></tr><tr><td>FP118</td><td>1955-59 with clips</td><td>set</td><td>11.95</td></tr><tr><td>FP159</td><td>1960-66</td><td>each</td><td>9.75</td></tr></table>	Part No.	Description			FP118	1955-59 with clips	set	11.95	FP159	1960-66	each	9.75																
Part No.	Description																												
FP118	1955-59 with clips	set	11.95																										
FP159	1960-66	each	9.75																										
	• Hood Hinges, Less Spring <table><tr><th>Part No.</th><th>Description</th><th></th><th></th></tr><tr><td>FPH121L</td><td>1955-57 Left</td><td>each</td><td>70.00</td></tr><tr><td>FPH121R</td><td>1955-57 Right</td><td>each</td><td>70.00</td></tr><tr><td>FPH122L</td><td>1958-59 Left</td><td>each</td><td>75.00</td></tr><tr><td>FPH122R</td><td>1958-59 Right</td><td>each</td><td>75.00</td></tr><tr><td>FP197L</td><td>1960-66 Left</td><td>each</td><td>56.00</td></tr><tr><td>FP197R</td><td>1960-66 Right</td><td>each</td><td>56.00</td></tr></table>	Part No.	Description			FPH121L	1955-57 Left	each	70.00	FPH121R	1955-57 Right	each	70.00	FPH122L	1958-59 Left	each	75.00	FPH122R	1958-59 Right	each	75.00	FP197L	1960-66 Left	each	56.00	FP197R	1960-66 Right	each	56.00
Part No.	Description																												
FPH121L	1955-57 Left	each	70.00																										
FPH121R	1955-57 Right	each	70.00																										
FPH122L	1958-59 Left	each	75.00																										
FPH122R	1958-59 Right	each	75.00																										
FP197L	1960-66 Left	each	56.00																										
FP197R	1960-66 Right	each	56.00																										
	• Hood Latch Assembly <table><tr><th>Part No.</th><th>Description</th><th></th><th></th></tr><tr><td>FP532</td><td>1955-57 Chevrolet</td><td>each</td><td>59.50</td></tr><tr><td>FP533</td><td>1958-59 Chevrolet</td><td>each</td><td>55.50</td></tr><tr><td>FP534</td><td>1955-57 GMC</td><td>each</td><td>59.50</td></tr><tr><td>FP535</td><td>1958-59 GMC</td><td>each</td><td>59.50</td></tr></table>	Part No.	Description			FP532	1955-57 Chevrolet	each	59.50	FP533	1958-59 Chevrolet	each	55.50	FP534	1955-57 GMC	each	59.50	FP535	1958-59 GMC	each	59.50								
Part No.	Description																												
FP532	1955-57 Chevrolet	each	59.50																										
FP533	1958-59 Chevrolet	each	55.50																										
FP534	1955-57 GMC	each	59.50																										
FP535	1958-59 GMC	each	59.50																										
	• Hood Latch Assembly Panel <table><tr><th>Part No.</th><th>Description</th><th></th><th></th></tr><tr><td>FPH123</td><td>1955-57 Chevrolet only</td><td>each</td><td>64.95</td></tr><tr><td>FPH124</td><td>1958-59</td><td>each</td><td>64.95</td></tr></table> 	Part No.	Description			FPH123	1955-57 Chevrolet only	each	64.95	FPH124	1958-59	each	64.95																
Part No.	Description																												
FPH123	1955-57 Chevrolet only	each	64.95																										
FPH124	1958-59	each	64.95																										
	• Hood Hinge Springs <table><tr><th>Part No.</th><th>Description</th><th></th><th></th></tr><tr><td>FP141</td><td>1955-57</td><td>pair</td><td>20.35</td></tr><tr><td>FP142</td><td>1958-59</td><td>pair</td><td>23.50</td></tr><tr><td>FPH130</td><td>1960-66</td><td>each</td><td>11.00</td></tr></table>	Part No.	Description			FP141	1955-57	pair	20.35	FP142	1958-59	pair	23.50	FPH130	1960-66	each	11.00												
Part No.	Description																												
FP141	1955-57	pair	20.35																										
FP142	1958-59	pair	23.50																										
FPH130	1960-66	each	11.00																										
	• Front Hood To Radiator Seal <table><tr><th>Part No.</th><th>Description</th><th></th><th></th></tr><tr><td>FP181</td><td>1960-66</td><td>each</td><td>5.50</td></tr></table>	Part No.	Description			FP181	1960-66	each	5.50																				
Part No.	Description																												
FP181	1960-66	each	5.50																										
	• Hood Brace Sponge Seals Fits between hood skin and support braces. Stops hood vibration. <table><tr><th>Part No.</th><th>Description</th><th></th><th></th></tr><tr><td>FP182</td><td>1960-72 7 pieces</td><td>set</td><td>12.95</td></tr></table>	Part No.	Description			FP182	1960-72 7 pieces	set	12.95																				
Part No.	Description																												
FP182	1960-72 7 pieces	set	12.95																										




FRONT PARTS

...visit our website for **SPECIAL savings!**

MISCELLANEOUS FRONT PARTS

• Radiator Core Support



FPR299

Part No. Description

FPR298	1955-57 Chevrolet	each	169.95
FPR299	1958-59 Chevrolet	each	169.95
FPR300	1960-66 Chevrolet	each	159.95

• License Plate Brackets, Front

Beautiful reproduction. Bolts to right side of gravel pan as original.

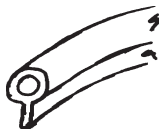


Part No. Description

FP190	1955-57 Chevrolet	each	13.95
FP172	1958-59 Chevrolet and GMC (bolts to middle of bumper)	each	13.50

• Fender Welt - Rear

A popular non-original extra. Place between rear fender and bedside.



Part No. Description

FP237	1954-72 Black, stepside pickups	pair	18.90
-------	---------------------------------------	------	-------

• Fastener Kit, Headlight Bucket to Fender

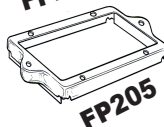

Consists of 16 "J" clips and correct clutch head screws for one truck.

Part No. Description

FP166	1941-57	kit	8.50
-------	---------------	-----	------

BATTERY RELATED ITEMS

• Battery Tray and Assembly



Part No. Description

FP201	1955-57 Tray only, used with your sides	each	18.75
FP201SS	1955-57 Tray, only used with your sides (stainless)	each	45.50
FP218	1955-57 Complete assembly with sides	each	44.95
FP202	1958-59 Tray only, used with your sides	each	39.00
FP219	1958-59 Complete assembly with sides	each	44.95
FP203	1960-66 Tray only, used with your sides	each	39.00
FP220	1960-66 Complete assembly with sides	each	41.95

• Battery Hold Down Frame

Part No. Description



FP209

FP205	1955-57	each	18.75
FP205SS	1955-57 Stainless	each	36.50
FP209	1958-66	each	9.95

• Battery Hold Down Corner Pads

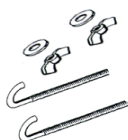
Part No. Description



FL174	1947-57 Set of 4	set	5.50
-------	------------------------	-----	------

• Battery Hold Down Bolts and Wing Nuts

Part No. Description



FP250	1955-57 (will fit 58-59)	pair	4.95
FP2501	1960-66, one short and one long bolt	pair	4.95

HIGH PERFORMANCE

...visit our website for **SPECIAL savings!**




HIGH PERFORMANCE SPEED EQUIPMENT

Our company continues to expand in the field of modern brakes, suspension, fuel systems, etc. Many customers request a updated chassis parts, so we continually add new modifications as they become available. The following items in this section reflect the demand for these upgrades. Most require limited time to install and have already been given the major modifications and testing to fit your truck.

• Beehive Oil Filter Assembly

For the ultimate in deluxe engine dress-up components. Mint reproduction of a mid-1950's popular item. For the final detail. Attaches to six cylinder intake manifold or firewall. For 1955-62 Chevrolet. (Not 1958-62 261 six cylinder.)

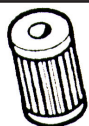
Part No.	Description	
HP112	Flat black ribbed center with polished ends.....each	266.00



• Beehive Oil Filter Mounting Bracket

Used with HP112.

Part No.	Description	
HP1121	Firewall mounted bracket.....each	21.50



• Beehive Replacement Oil Filter Element

Part No.	Description	
MEE130	Replacement element for HP112.....each	9.95



• Air Filter with Dry Element, Chrome

For the custom truck using the original carburetors. Beautiful flat type.


Part No.	Description	
HP120	6-1/2" diameter, six cylinder.....each	29.50
HP148	14" diameter, V-8.....each	51.25
HP149	14" diameter, chrome with Chevrolet letters, V-8.....each	67.75



• Valve Cover, Offenhouser High Performance

Made from the original tooling of the 1950's. High polished aluminum a famous name in early racing!. With Offenhouser lettering. Fits 216, 235, and 261 Chevrolet.

Part No.	Description	
HP237	1937-62 Valve cover only. (235 eng.use HP110 stud kit.)each	242.00



• Valve and Push Rod Cover, Six Cylinder (Chrome)

Original shape. Must have vented oil cap. (See HP111)

Part No.	Description	
HP233	1954-62 Chevrolet 235 and 261 valve cover.....each	39.75
HP232	1954-62 Chevrolet 235 and 261 push rod cover.....each	29.95
HP231	1954-62 Chevrolet 235 and 261 combo.....set	95.95
HP234	1963-72 Chevrolet/GMC 230,250 and 292 valve cover.....each	29.95
HP235	1963-72 Chevrolet/GMC 230 and 250 push rod cover.....pair	19.95

NOTE: HP231 has chrome covers HP232 and HP233, gaskets, chrome oil cap, and all fasteners. Ready to install when you receive it!.

• Valve Cover Stud Kit

Necessary for securing the center hole after-market aluminum valve covers (Wayne, Offenhouser, etc.) to the later 235 and 261 Chevrolet engines. Includes studs, stainless acorn nuts, washers, and seals.

Part No.	Description	
HP110	1937-62.....pair	16.95



HIGH PERFORMANCE

...visit our website for **SPECIAL savings!**

HIGH PERFORMANCE SPEED EQUIPMENT (continued)



• Oil Cap for above Wayne Cover, Chrome

Part No. Description

HP111 1937-62 Included in HP101each 13.95

Note: Included in HP231 combo.



• Valve Cover Spacer, Metal

Moves thermostat housing forward to make room for some cast aluminum valve covers.

Part No. Description

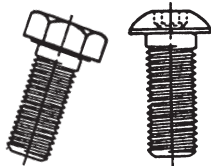
HP535 1937-62 Chevrolet six cylindereach 16.50

• Valve Cover Stud Kit

Necessary for securing the center hole after-market aluminum valve covers (Wayne, Offenhouser, etc.) to the later 235 and 261 Chevrolet engines. Includes studs, stainless acorn nuts, washers, and seals.

Part No. Description

HP110 1937-62.....pair 16.95



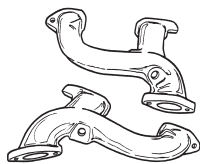
• Engine Bolt Kit - Six Cylinder

These **stainless** bolt kits add a nice extra to the appearance of your six cylinder Chevrolet. Kit includes bolts and washers for valve cover, intake and exhaust manifolds, distributor, thermostat housing, timing cover, water pump, fuel pump, side cover and oil pan. They are available in slotted and hex as original or button head for the custom truck. Bolts are bubble packed and labeled to help in installation.

Part No. Description

HPE202 1955-62 235 engine, slotted and hex as originalset 54.50

HPE205 1955-62 235 engine, button head for custom trucksset 54.50



• Dual Exhaust Chevrolet Headers, Fenton Cast Iron

Authority given by the original manufacturer to produce these in demand era accessories. These cast iron headers are exact in every detail, including Fenton lettering. The resulting dual pipes on your early pickup will cause that special six cylinder purr, so often heard in past years. Nothing sounds like Fenton duals on Chevrolet six cylinder engines. Lower exhaust back pressure gives better performance! Made in the USA!

Part No. Description

HP102 1937-62 Chevroletset 285.00

HP133 1937-59 GMCset 330.00



• Fenton Intake Manifold Warming Kit

For the best engine performance when using Fenton Headers on your Chevrolet and GMC inline six cylinder! Our kits allow hot exhaust from the headers to enter into a cavity above a threaded plate under the intake manifold. Fuel is quickly warmed as it leaves the carburetor as was designed by General Motors. Looks factory installed!

Part No. Description

HPM543 Chevrolet 235 and 261 engines kit 89.50

HPM544 Chevrolet 216 1937-53, GMC 228,248,270,
and 302 1939-59..... kit 59.50

HIGH PERFORMANCE

...visit our website for **SPECIAL savings!**



HIGH PERFORMANCE SPEED EQUIPMENT (continued)

• Dual Exhaust Headers 230, 250 and 292 Inline Six Cylinder

These quality headers lower back pressure and give that special sound that only comes from an in-line six cylinder. Your engine needs these when you begin thinking about performance. Have your pipes formed to fit this system.

Part No. Description

HPH631	1963-72 Cast iron (will never burn out), includes installation kit).....set	359.95
--------	--	--------

• Dual Exhaust Headers 235 and 261 Inline Six Cylinder

Uses the original iron exhaust manifold. Special cutting and welding has been done to give an additional split pipe conversion. Six cylinder. Plus core charge.

Part No. Description


HP134	1954-62 Chevrolet 235 and 261 engines.....each	262.95
HP135	1939-59 GMCeach	250.15
HP115	Core charge for HP134.....core	65.00
HP157	Core charge for HP135.....core	95.00

• Dual Exhaust Headers for Small Block V-8

Our quality tubular steel headers lower back pressure and give that special sound only found on a dual system. (Due to frame and cross member location these do not work well with four wheel drives.)

Part No. Description

HP145	1966-72.....set	240.00
-------	-----------------	--------



HIGH PERFORMANCE

...visit our website for **SPECIAL savings!**

HIGH PERFORMANCE SPEED EQUIPMENT (continued)

• Intake Manifold, Six Cylinder Four Barrel

Our Ram-Flow 4 Barrel Aluminum Manifold was originally designed as a performance intake. After the recent development of small four barrel carburetors (390-400 cfm), this 4 barrel intake assembly has proven to be the ultimate low RPM assembly for older six cylinder engines, used on today's roads. The small 4 barrel carb and manifold actually get better mileage and more power than most 2 barrel carbs. This Ram-Flow 4 Barrel Intake Manifold has been designed to increase the performance and driveability of your vehicle and, at the same time, retain (and in most cases, improve) good fuel economy. This has been accomplished by attaining equal fuel-air distribution to each cylinder. Also included is a 4 barrel mounting plate, which accepts any Holley or Carter AFB with a square bolt pattern. This manifold has a new feature that makes it even better in cooler weather. An interior water flow system has been added. Hot water from the engine passes through the unit and warms the gasoline leaving the carburetor. Water line fittings included.



Part No.	Description	
HPM540	1954-62 Chevrolet 235 and 261 six cylinder engines	each 425.00
HP103	1939-59 GMC 228, 248, 270, and 302 six cylinder engines	each 456.00
HPM541	1963-72 Chevrolet and GMC six cylinder engines	each 425.00

NOTE: This four barrel intake will fit all GMC six cylinders from 1939-59, however for best performance use on large port 270 and 302 engines.

• Carburetor, Four Barrel

This new, Holley 390 cfm carburetor is factory calibrated to nicely match the cubic inches of your inline six cylinder. Is excellent in combination with the intakes above. Does not require a special higher lift camshaft. However, it's also great if you add an extra performance cam option. New, no core charge!

Part No.	Description	
HPC300	1954-62 engine	each 534.50



• Fenton Manifold with Dual Intake Plus Linkage and Fuel Lines

Aluminum Fenton dual intake manifold that is a perfect match for the Fenton Headers HP102. Includes carb linkage and stainless steel fuel lines.


Part No.	Description	
HP107	For 235 and 261 Chevrolet engine	each 255.00



• Manifolds with Dual Intake Plus Linkage

Cast aluminum Offenhouser unit for attaching two factory or aftermarket single barrel carburetors popular option during early years.

Part No.	Description	
HP105	1954-62 Chevrolet 235 and 261 engines	each 295.00



• Accelerator Linkage with Firewall Bracket

Used when placing a V-8 engine in a 1947-59 GM truck. Necessary if removing the original 6 cylinder. Used with accelerator pedal FL115.

Part No.	Description	
HP142	1947-59	each 57.95

HIGH PERFORMANCE

...visit our website for **SPECIAL savings!**



HIGH PERFORMANCE SPEED EQUIPMENT (continued)													
	<p>• Front Motor Mount Assembly Necessary when installing a Chevrolet V-8 after removing your six cylinder. Complete with all brackets, support rods, pads, etc. (Use only in connection with original type transmissions - not late model automatics. See HP158) Not GMC.</p> <table><tr><th>Part No.</th><th>Description</th><th></th></tr><tr><td>HP122</td><td>1955-59 Chevrolet V-8.....set</td><td>90.40</td></tr></table>	Part No.	Description		HP122	1955-59 Chevrolet V-8.....set	90.40						
Part No.	Description												
HP122	1955-59 Chevrolet V-8.....set	90.40											
	<p>• Side Motor Mount Cross Member Needed when using a V-8 in combination with a modern automatic transmission in the 1955-59 Chevrolet or GMC. This side mount assembly provides the necessary shorter distance between motor and transmission mounts. Prevents engine side roll during acceleration.</p> <table><tr><th>Part No.</th><th>Description</th><th></th></tr><tr><td>HP158</td><td>1955-59 Chevrolet V-8.....each</td><td>59.95</td></tr></table>	Part No.	Description		HP158	1955-59 Chevrolet V-8.....each	59.95						
Part No.	Description												
HP158	1955-59 Chevrolet V-8.....each	59.95											
	<p>• Motor Mount</p> <table><tr><th>Part No.</th><th>Description</th><th></th></tr><tr><td>ME202</td><td>1958-66 V-8 Side mount used with HP158 cross memberpair</td><td>22.60</td></tr></table>	Part No.	Description		ME202	1958-66 V-8 Side mount used with HP158 cross memberpair	22.60						
Part No.	Description												
ME202	1958-66 V-8 Side mount used with HP158 cross memberpair	22.60											
	<p>• Transmission Frame Cross Member Our cross members fit well when you place a modern automatic transmission in the older GM trucks. It's 6" drop make a successful fit on 350, 400, 700R4, and Powerglide transmissions.</p> <table><tr><th>Part No.</th><th>Description</th><th></th></tr><tr><td>HP1261</td><td>1939-59.....each</td><td>65.50</td></tr></table>	Part No.	Description		HP1261	1939-59.....each	65.50						
Part No.	Description												
HP1261	1939-59.....each	65.50											
	<p>• Transmission Mount Pad</p> <table><tr><th>Part No.</th><th>Description</th><th></th></tr><tr><td>MET102</td><td>For use with HP1261each</td><td>11.75</td></tr></table>	Part No.	Description		MET102	For use with HP1261each	11.75						
Part No.	Description												
MET102	For use with HP1261each	11.75											
	<p>• Clutch Kit When using the popular late model 5 speed overdrive tranmission. The clutch assembly will be different than the original. A new 11" inch disc, pressure plate, throw out bearing, alignment tool, and pilot bushing will allow for the correct transition between the new and old. (Requires a factory new or used flywheel for the 11" inch disc.)</p> <table><tr><th>Part No.</th><th>Description</th><th></th></tr><tr><td>HP427</td><td>1960-62.....kit</td><td>180.00</td></tr></table>	Part No.	Description		HP427	1960-62.....kit	180.00						
Part No.	Description												
HP427	1960-62.....kit	180.00											
	<p>• Air Conditioning Compressor Brackets A major component when you decide to install air on your truck. You provide modern compressor, condenser, evaporator, etc. Also includes alternator bracket. Eliminates the need for the rare double groove crankshaft pulley. (For in cab air conditioning systems, see MECHANICAL section.) Right side of engine.</p> <table><tr><th>Part No.</th><th>Description</th><th></th></tr><tr><td>HP129</td><td>1955 2nd-62 235 engine.....set</td><td>135.00</td></tr><tr><td>HP143</td><td>1963-72 230, 250, and 292 engine.....set</td><td>115.75</td></tr><tr><td>MEA122</td><td>1965-72 V-8 six piece setset</td><td>144.50</td></tr></table>	Part No.	Description		HP129	1955 2nd-62 235 engine.....set	135.00	HP143	1963-72 230, 250, and 292 engine.....set	115.75	MEA122	1965-72 V-8 six piece setset	144.50
Part No.	Description												
HP129	1955 2nd-62 235 engine.....set	135.00											
HP143	1963-72 230, 250, and 292 engine.....set	115.75											
MEA122	1965-72 V-8 six piece setset	144.50											



HIGH PERFORMANCE

...visit our website for **SPECIAL savings!**

HIGH PERFORMANCE SPEED EQUIPMENT (continued)

• Alternator Bracket

Specially made bracket for properly securing a modern 12 volt GM alternator when the original generator is replaced. Included in air conditioning bracket set HP129 and HP143.

Part No. Description

HP130	1939-59 GMC engine.....	each	64.50
HP131	1955 2nd-62 235 engine	each	54.50

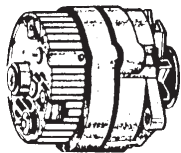


• Alternator for Twelve Volt Trucks

Designed to replace the original generator. Has internal voltage regulator and a charging capacity over 70 amps. Negative ground only. Rebuilt. No core charge. (Can be used with HP131.)

Part No. Description

REHP136	Negative ground.....	each	84.50
---------	----------------------	------	-------



• Distributor, Modified HEI

This electronic ignition greatly improves starting and performance. No points to wear out! No gradual change in timing! A late model modern GM distributor has been machined to fit the older inline six. This excellent used GM modified housing includes new HEI coil, rotor, cap, lead wire, vacuum advance, and instructions. Twelve volt 235 and 261 engine only. No core charge. This small distributor and small round coil look similar to the 1937-62 six cylinder unit. Does not take away from the original appearance!

Part No. Description

HPD150	1954-62 Chevrolet and 1954-59 GMC.....	each	255.50
--------	--	------	--------



• Spark Plug Wire Set for HEI Distributor

Part No. Description

ELW542	1937-62 Set of wires with insulated caps (6 cylinder).....	set	27.95
--------	--	-----	-------



• Distributor, Mallory

A heavy duty dual point unit specially made for your GM six cylinder engine when you desire performance.

Part No. Description

HP138	12 volt	each	369.95
-------	---------------	------	--------

• Coil, High Performance

Designed for the higher RPM engine. Excellent with the above described dual point distributor. Will not work with HEI distributors.

Part No. Description

HP139	12 volt	each	64.95
-------	---------------	------	-------




• Power Brake Conversion Kit, Drum to Drum

Bolt on power brakes. The easiest way to convert your early GM 1/2 ton drum system to power brakes. If you have modified your pickup to cruise easily at freeway speeds, it may be crying out for better brakes. These upgrades on your stock truck should be a consideration if its your daily driver.

1955-59 Our complete drum power brake system is a bolt on! Remove your stock master cylinder and bolt in our dual chamber master cylinder, booster and, mounting bracket to frame. Use your stock brake pedal with a provided special connecting rod. Our system retains your stock clutch linkage. Both clutch and brake pedals are in stock location. A true bolt in power brake system. **WARNING:** This system is not designed for disc brakes! It has a drum type dual master cylinder for safety. If you plan to add this option later, consider our power disc brake conversion in this section. It's dual chambered master cylinder is designed for disc brakes.

Part No. Description

HP550	1955-59.....	kit	325.00
-------	--------------	-----	--------

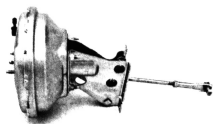


HIGH PERFORMANCE



...visit our website for SPECIAL savings!


HIGH PERFORMANCE SPEED EQUIPMENT (continued)



1960-66 Bolt on power drum brake kit. Nothing could be more simple while being such a major upgrade. You even use your original single chamber master cylinder so you don't have to bleed your brakes. The kit comes assembled and ready to install including a power booster, custom mounting bracket, adjustable rod end and a brake pedal push rod. Is designed for 1960-62 or 1963-66 Chevrolet and GMC trucks with manual drum brakes. Drill three 3/8" holes, bolt it in, hook it up, and start stopping easily. Will not work on 1960-62 trucks with a hydraulic clutch system.

Part No. Description

HP549	1960-62, without hydraulic clutch	kit	279.00
HP551	1963-66.....	kit	249.00



• 1963-66 Power Brake Unit, Disc Brakes

This is to be used with HP553, HP522, HP523, HP519, and HP524. It includes a dual chamber master cylinder, proportioning valve kit, and booster. The master cylinder is designed for front disc brakes and rear drums. Attaches to firewall as original system.

Part No. Description

HP552	1963-66.....	kit	375.00
-------	--------------	-----	--------


• 1963-70 Drum to Disc Conversion Kits, Complete (With Master Cylinder Items)

This total kit includes HP547 or HP553 and also provides the master cylinder, power booster, proportioning valve, and mounting hardware. Uses 5 on 4-3/4" lug GM wheels.

Part No. Description

HP544	1960-62 1/2 ton.....	kit	799.00
HP545	1963-70 1/2 ton.....	kit	799.00

Note: 1960-62 manual transmission trucks with a hydraulic clutch dual master cylinder can not use this booster.




• 1955-59 Disc to Drum Booster Kit, 1/2 Ton

When you want a power booster in combination with your new disc brake conversion. Includes booster, master cylinder, mounting bracket, proportioning valve, pre-bent lines, and etc. Uses your original pedal. A true bolt-on power brake system. 1/2 and 3/4 ton.

Part No. Description

HPB165	1955-59.....	kit	375.00
--------	--------------	-----	--------




• Master Cylinder, Dual Chamber for Original Drum Brakes, 1/2 Ton

If you want a modern dual chambered non-power master cylinder while keeping your original drum brakes this unit is for you. (Use with mounting bracket below.) Not for disc brakes!

Part No. Description

HP415	1948-59.....	each	89.50
-------	--------------	------	-------



• 1955-59 Master Cylinder for GM Disc Non-Power Brakes, 1/2 Ton

We provide a dual chambered master cylinder that will work well without a booster unit on disc brakes HP1413 or HP1403 thus no need to connect an extra vacuum line to your engine. Use your original foot pedal on 1948-59. Remember, many early disc brake vehicles did not come with the booster option. Use mounting adapter HP162 to attach to frame. We recommend our proportioning valve HP169.

Part No. Description

HPB167	1948-59 Master cylinder, GM disc non-power	each	84.50
--------	--	------	-------



HIGH PERFORMANCE

...visit our website for **SPECIAL savings!**

HIGH PERFORMANCE SPEED EQUIPMENT (continued)




• Master Cylinder Mounting Bracket

Secures a modern dual chambered master cylinder when the original single reservoir cylinder is removed. This bracket allows the mounting of this master cylinder under cab floor and the use of the original brake pedal. Includes rod from cylinder to pedal and mounting hardware.

Part No. Description

HP162	1955-59 without power brake booster	set	96.70
HP1621	1955-59 with power brake booster	set	125.00



• Proportioning Valve

Necessary when using most disc brake master cylinders in combination with rear drum brakes. Included in most dual master cylinder kits above.

Part No. Description

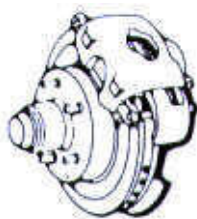
HP169	Adjustable style.....	each	89.50
-------	-----------------------	------	-------

• Proportioning Valve Mounting Bracket

Designed to easily attach the proportioning valve (HP169) to your vehicle's master cylinder.

Part No. Description

HPB170	Proportioning valve mounting bracket	each	39.55
--------	--	------	-------




• Disc Brake Kit (Without Master Cylinder Items)

What you need to equip your existing front end with modern disc brakes. Includes conversion kit below, plus modern bearings, seals, rotors, rebuilt calipers, brake pads, etc. Use your original spindles. Saves you time and money from gathering modern parts locally! Does not include a booster or master cylinder. Uses 5 lug GM wheels with 4-3/4" bolt circle.

Part No. Description

HP1413	1951-59 1/2 ton.....	kit	450.00
HP547	1960-62 1/2 ton	kit	599.00
HP553	1963-70 1/2 ton (included in HP545).....	kit	430.00




• Disc Brake Conversion Kit

Use with your existing spindles. A top quality American made bolt-on assembly. Includes caliper mounting brackets, attaching hardware to spindle, bearing adapters which use modern tapered roller bearings, and instructions for using your late model calipers, five lug rotors, pads, seals and bearings. (Used in complete kits above.)

Part No. Description

HP1403	1951-59 1/2 ton adapters.....	set	250.00
HP554	1960-62 1/2 ton adapters.....	each	149.00
HP555	1963-70 1/2 ton adapters.....	each	165.00



• Drum To Disc Complete Kit (Without Master Cylinder and Booster)

When you prefer to modify your front 1/2 ton brakes to the modern disc style, we have the bolt on kit you need. Our "power" disc complete kits include: Rotors, calipers, bearings, pads, four ball joints, spindles, flex hoses, tie rod ends, sleeves, dust caps, banjo bolts, etc.

Part No. Description

HP522	1963-70 Power front kit for 5 lug wheels	kit	799.00
HP523	1963-70 Power front kit for 6 lug wheels	kit	825.00
HP524	1963-70 Power front kit for 8 lug wheels	kit	925.00

Note: HP519 and HP522 results in a 5 on 5 bolt pattern for using more updated 5 lug 1/2 ton wheels, 1971 to about 1990.

HIGH PERFORMANCE

...visit our website for **SPECIAL savings!**



HIGH PERFORMANCE SPEED EQUIPMENT (continued)



• Wheel Bearing Upgrade, Front

For those that prefer to eliminate the original front ball bearings, we have the conversion. Changes the original balls to modern roller type on stock 1/2 ton drum brakes. Includes 2 inner, 2 outer bearings and 2 grease seals.

Part No. Description

HP508 1941-59..... kit 169.00

• Mustang II to GM Truck Disc Brake Conversion Kit

A popular front suspension for the custom truck is the rack and pinion assembly from the 1974-78 Mustang II. It attaches very nicely to the 1959 and older GM 1/2 ton frame. We offer an excellent brake conversion kit which allows you to use larger 11 inch diameter GM car rotors, calipers and discs, while keeping the Ford Mustang spindles. Provides much more braking capability over the 9 inch Mustang II rotor. (The front wheel 4-3/4" x 5 lug bolt circle pattern will now match the rear if you use modern equivalent GM car five-bolt rear drums.)

Note: User must supply stock Ford upper caliper cradle mounting bolts on all Mustang kits.

Part No. Description

HP171 1951-59 Conversion kit 1/2 ton..... kit 150.00

• Mustang II to GM Truck Disc Brake Conversion Kit, Complete

Includes the above HP171, plus the necessary rotors, calipers, brake pads, seals, bearings, etc. Saves you time and money from gathering modern parts locally! Does not include master cylinder or booster.

Note: User must supply stock Ford upper caliper cradle mounting bolts on all Mustang kits.

Part No. Description

HP172 1951-59 Conversion kit 1/2 ton..... kit 395.00




• Differential Attaching Kit, Rear

Allows you to replace your original closed drive shaft axle to a modern differential with 3 inch axle tubes. Includes U-bolts, lower plates, saddles, etc. Welding of saddles to axle housing required.

Part No. Description

HPD179 1934-59 1/2 ton..... kit 49.50

1964-66 GMC



HIGH PERFORMANCE

...visit our website for **SPECIAL savings!**

HIGH PERFORMANCE SPEED EQUIPMENT (continued)

• Lowering Coil Springs

High quality, good riding, lowering coil springs for your 1963-72 Chevrolet or GMC 1/2 ton truck. These coil springs are available in 2" or 3" drop springs for the front, with 3" or 4" spring for the rear. (remember the back always sits approximately 1" higher originally. So we recommend 3" or 4" rear max. lowering with springs.) Simple replacement of the front springs give a great ride and look great! These are listed for small block V-8. Big block V-8 will lower 1" more in front than listed.

Front Coil Springs


Part No. Description

HP585	1963-72 1/2 ton 2" lower front.....pair	129.95
HP586	1963-72 1/2 ton 3" lower front.....pair	129.95

Rear Coil Springs

Part No. Description

HP587	1963-72 1/2 ton 3" lower rearpair	129.95
HP588	1963-72 1/2 ton 4" lower rearpair	129.95



• Track Bar - Rear, (Adjusts for a 3" to 4" drop)

This unit will adjust to the correct length if you lower your 1/2 ton. It comes with bushings and has a base stock length of 24".

Part No. Description

HP620	1960-72 Adjustable track bar, 1/2 toneach	61.50
-------	---	-------

• Ring and Pinion for Differential, Higher Speed 1/2 Ton

These ring and pinion sets allow your 1/2 ton pickup to cruise at highway speeds. They increase the 1955-62 original 3.90 ratio to 3.38 and the 1963-72 from 3.73 ratio to 3.07 or 2.78. Your trucks personality is now completely changed! While nothing is visible outside, engine RPM is reduced almost 20%.

Part No. Description

HP200	1955-62 1/2 ton 3.38 ratio.....set	399.50
HP201	1963-72 1/2 ton 3.07 ratio.....set	249.00

Note: The high speed 3.07 and 2.78 must have a different carrier. Will not attach to your original 3.73 carrier. See below.




• Differential Cover (Inspection plate) Chrome

This new 10 bolt cover includes gasket and drain plug. For a little extra "flash" the cover and plug have been polished and chrome plated. It will be quickly noticed by following traffic!

Part No. Description

HP245	1937-62 1/2 ton.....set	54.95
-------	-------------------------	-------



Chrome

• Ring and Pinion Carriers, 1/2 Ton

When installing the two high speed 1/2 ton ring and pinion gear sets above, a special carrier is necessary. We provide these in both standard and positraction. Pre-assembled and ready to install in your axle housing after you add the higher speed ring and pinion.

Part No. Description

HP205	1963-72 Positraction carrier.....each	499.00
-------	---------------------------------------	--------

HIGH PERFORMANCE

...visit our website for **SPECIAL savings!**



HIGH PERFORMANCE SPEED EQUIPMENT (continued)

• Power Steering Conversion Kit-1955-59

This kit allows you to install a late model 1968-87 Chevrolet 2 WD pickup power steering box on your vintage 1955-59. You still use the original suspension system. It is ideal for aftermarket tilt steering columns. Includes all brackets, instructions, and necessary hardware for installation. You provide the power steering box, hoses, and components that attach to your engine.

Part No. Description

HP402 1955-59 Use with late model column..... kit 139.00



• Pitman Arm

Standard for conversion kit. Use with HP402.

Part No. Description

HP420 4" overall lengtheach 65.00



• Power Steering for 1960-66

This power steering kit provides the needed mounting hardware for you to install a 1968-87 2wd, Chevrolet truck power steering gearbox. The finished product is geometrically proper and steers like a late model truck. The kit includes 2 custom made mounting brackets which attach on both sides of the left side of the frame to locate and secure the replacement gearbox you will add. Not included: the gear box, hoses, and power steering pump.

Part No. Description

HP560 1960-66 Power Steering Adapter Kit kit 98.00

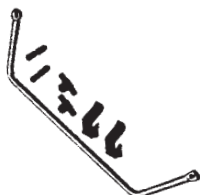
• Sway Bars, Front

These custom designed sway bars are made just for the older GM truck. They give your truck a new personality when taking on a corner at any speed. Even bumps, dips, and potholes are absorbed better by this suspension. The ultimate in handling at an affordable price! Easy to install. Kit includes heat treated carbon steel sway bar, poly bushings, brackets, and fasteners. (Not GMC on 1955-59) 1/2 and 3/4 Ton

Part No. Description

HP564 1955-59 1-1/8 inch bar assembly kit 159.00

HP565 1963-72 1-1/4 inch bar assembly kit 185.00




• Sway Bars, Rear

Not originally installed by GM, however this is a great handling addition to the more modified 1/2 ton truck.

Part No. Description

HP570 1955-59.....each 170.00





Here's the new Blue Chip GMC with a 39% horsepower bonus!

WHY HAND OUT your good money for a V8 farm truck with only 145 or 150 horsepower—when this Blue Chip GMC gives you 206?

That means it packs one horsepower for every 17 pounds of its weight.

IT'S GOT a fast-ratio cruising axle that puts 13 gallons' worth of extra mileage in every tankful of gas — and a lift to its road pace that sports cars will respect.

It's got a fresh new beauty of styling that'll get whistles in town. A big, smartly fitted cab—a seat you'll hate to leave—a ride the family will make excuses to enjoy.

THEN throw in typical GMC stamina—its 100,000-mile-plus reputation—its higher trade-in value after more years of better service.

Man, why trifle with anything else? Go ahead—see that GMC dealer near you!

KNOBS




...visit our website for **SPECIAL savings!**

We carry a near full line of excellent dash knobs. Perfectly replaces those cracked and broken knobs.

CHOKE, THROTTLE AND HEADLIGHT KNOBS

• Choke Knobs



Part No. Description


KB149	1955-59 Black with white letter "C", for standard Chevrolet cabs.....each	10.95
KB115	1955-59 Chrome plated without letter "C", for deluxe cabseach	12.00
KB230	1964-66 Black with stainless ring, without letter "C"each	9.80

• Throttle Knobs



Part No. Description

KB150	1955-59 Black with white letter "T", for standard Chevrolet cabs.....each	9.80
KB115	1955-59 Chrome plated for deluxe cabs, without letter "T"each	12.00



• Headlight Knobs - Without Letters

Part No. Description

KB151	1955-59 Black, for standard Chevrolet cabs.....each	12.50
KB116	1955-59 Chrome with rod attached, for deluxe cabs.....each	14.15
KB245	1960-63 Black with stainless ring and shaft, for Chevrolet and GMC.....each	11.90
KB246	1964-66 Black with stainless ring and shaft, For Chevrolet and GMC.....each	10.75

CHOKE, THROTTLE AND MISCELLANEOUS CABLES

We have a selection of top quality cables, complete with housing, wire, base and proper year knobs. For the perfectionist!

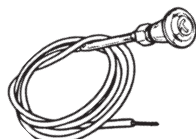
• Choke Cables with Knob



Part No. Description

KB156	1955-59 Complete with black knob and white letter "C", for standard cabs.....each	26.95
KB157	1955-59 Complete with chrome knob and letter "C", for deluxe cabeach	28.95
KB235	1960-63 Complete with black knob and stainless ring and letter "C"each	29.50

• Throttle Cables with Knob



Part No. Description

KB158	1955-59 Complete with black knob and white letter "T", for a standard cabeach	26.95
KB159	1955-59 Complete with chrome knob and letter "T", for a deluxe cabeach	25.45
KB238	1960-63 Complete with black knob and stainless ring and letter "T"each	29.50

KNOBS

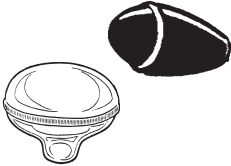
...visit our website for **SPECIAL savings!**

CHOKE, THROTTLE AND MISCELLANEOUS CABLES (continued)



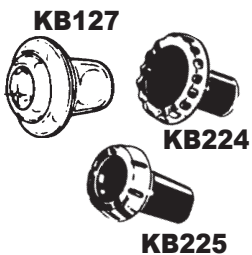
• Air Vent Cable with Knob

Part No.	Description		
KB305	1955-59 With black dash knob and no letter "V"	each	19.80
KB126	1955-59 With chrome dash knob and no letter "V"	each	23.80



• Gear Shift Knobs

Part No.	Description		
KB113	1955-59 3-speed column shift. Black.....	each	9.80
KB280	1960-66 3-speed column shift. Black.....	each	9.75
KB114	1936-66 4-speed floor shift. Black	each	8.50

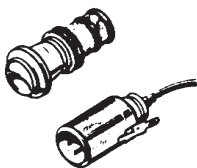


• Wiper Knobs

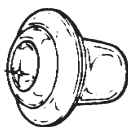
Part No.	Description		
KB127	1955-59 Chrome plated, for Chevrolet or GMC.....	each	9.80
KB224	1960-63 Black with stainless ring, for Chevrolet or GMC.....	each	9.80
KB225	1964-66 Black with stainless ring, for Chevrolet or GMC.....	each	9.80

MISCELLANEOUS KNOBS, HANDLES, ETC.

• Cigarette Lighter Knobs and Complete Lighters




Part No.	Description		
KB129	1955-59 Cigarette lighter, complete assembly, exact as original.....	each	28.50
KB274	1960-63 Cigarette lighter, complete assembly, exact as original, black knob and stainless ring.....	each	28.50
KB275	1964-66 Cigarette lighter, complete assembly, exact as original.....	each	28.50



• Radio and Vent Dash Knobs


Part No.	Description		
KB115	1955-59 Chrome plated, for deluxe cabs.....	each	12.00



• Heater Lever Knobs

Quality sets that perfectly replace the originals, on fresh air heaters.

Part No.	Description		
KB153	1955-59 Set of 4, Chevrolet black	set	9.80
KB300	1955-59 Set of 4, GMC gray	set	12.95
KB162	1960-63 Set of 4, lettered Chevrolet black	set	12.50
KB163	1964-66 Set of 3, non-lettered Chevrolet black	set	11.50

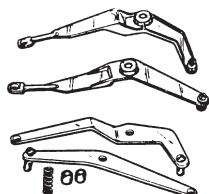


KNOBBS



...visit our website for **SPECIAL savings!**

MISCELLANEOUS KNOBS, HANDLES, ETC. (continued)

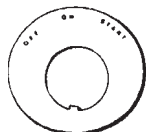


• Heater Control Levers

Perfectly replaces these normally broken die cast lever arms used on factory fresh air heaters.

Part No. Description

KB154	1955-59 Chevrolet	pair	24.75
KB191	1955-59 GMC	pair	39.50
KB145	1964-66 Chevrolet and GMC, set of 3	set	39.50




• Ignition Switch Clear Bezel

Note: For trucks with automatic transmission. Fits behind chrome securing dash bezel.

Part No. Description

KB155	1955-59 Clear with white letters	each	5.95
-------	--	------	------



• Turn Signal Levers With Black Knobs

Part No. Description

KB181	1960	each	12.75
KB164	1961-62	each	12.75
KB182	1963-72 Without tilt wheel	each	12.75



• Turn Signal Lever Knob

Part No. Description


KB117	1955-59 Black	each	10.95
KB165	1961-72 Black	each	3.25



• Air Conditioning Control Lever Dash Bezels

Part No. Description

KB192	1964-66 Factory air only, chrome, set of 3	set	41.50
KB408	1960-63 Chevrolet and GMC, with knobs set of 3	set	39.50







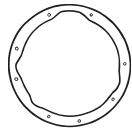



***GMC
Yesterday's Truck!
Working For
America Today!***



LIGHTING

...visit our website for **SPECIAL savings!**



	HEADLIGHTS • Headlight Bucket Part No. Description LGL103 1955-57 With 3 tall stands for bezels.....each 48.50 LGH462 1960-61 Chevrolet and 1960-66 GMC.....each 49.00
	• Headlight Rings or Doors Part No. Description LG206 1955-57 Show quality chrome platedpair 115.00 LG254 1958-59 Chevrolet or GMC , chrome.....pair 96.50 USED 1958-59 Used, paint white as original.....each 14.70 LG245 1960-61 Chevrolet chromepair 75.50 USED 1960-66 GMC used, paint or chromeeach 17.00 LG248 1963 Chevrolet, chromepair 62.75 LG255 1964-66 Chevrolet, chromepair 62.75
	• Headlight Ring Securing Clip Part No. Description LG605 1947-57 Rivets to bottom of headlight bucketeach 4.50
	• Headlight Rim Rubber Seal Wire reinforced. Fits inside headlight bezel or ring. Part No. Description LG161 1941-57.....pair 9.50
	• Headlight Bucket to Fender Gasket Part No. Description LG205 1947-57.....pair 4.45
	• Headlight Seal Beam Retainer Ring, Stainless Steel Part No. Description LG104 1941-57 Chevrolet and GMC and 1962-66 Chevrolet (single bulb system)each 8.75 LGL500 1958-61 Chevrolet and 1958-66 GMC (dual bulb system) included in LGH463each 19.65 LGH463 1958-61 Chevrolet and 1958-66 GMC chrome (4 retainer rings and 4 bulb buckets)set 79.50
	• Headlight Bucket Wiring Loom Rubber Plugs Fits around LG112 Part No. Description LG226 1941-57.....pair 3.50
	• Headlight Wiring Loom Black fabric loom to protect wiring that extends from headlight bucket to inner fender terminal block. Exact as original on 1955-59 trucks. Part No. Description LG112 Headlight wiring loomfoot 1.55

LIGHTING

...visit our website for **SPECIAL savings!**

HEADLIGHTS (continued)




• Headlight Seal Beam Socket

Headlight plug and wires that attach to seal beam bulbs.

Part No. Description

LG293	Headlight sealed beam socket, 3 prong	each	2.50
LGH250	Headlight sealed beam socket, 2 prong 1958-61 Chevrolet and 1958-72 GMC dual headlights	each	1.95



• Headlight Seal Beam Adjusters

Plastic bracket with screw.

Part No. Description

LGH303	1941-57 Chevrolet single headlights system	set	17.95
LG258	1958-61 Chevrolet and 1958-72 GMC dual headlights system.....	each	2.00
LG271	1962-70 Chevrolet single headlights system	each	2.00



• Headlight Adjusting Spring

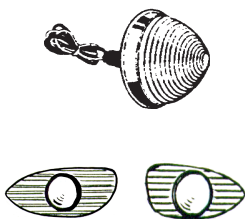
Part No. Description

LGH469	1947-59.....	each	3.75
LGH472	1960-61 Chevrolet, 1960-66 GMC	each	3.75

• Headlight Adjusting Nuts and Screws

Part No. Description

LGH303	1941-57 set of 4	set	17.95
--------	------------------------	-----	-------



PARKLIGHTS

• Complete Parklight Assemblies

Part No. Description

LG126	1955-57 Chevrolet with clear plastic lens	each	22.60
LG127	1955-57 Chevrolet with amber plastic lens.....	each	24.95
LG550	1958-59 GMC, polished aluminum with plastic lens	pair	435.00

NOTE: LG550 is an excellent hand made in the USA complete replacement. Very close to the real thing. Few judges will notice the difference!



• Parklight Rings or Bezels

Part No. Description

LGP416	1958-59 Chevrolet chrome steel.....	each	36.50
LG107	1962-66 Chevrolet anodized aluminum as original.....	each	14.75



• Parklight Lenses

Part No. Description







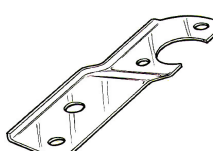
LG224	1955-57 Chevrolet, clear as original	pair	10.75
LG230	1955-57 Chevrolet, amber	pair	10.75
LG301	1955-57 GMC, clear	pair	29.95
LG227	1958-59 Chevrolet, clear as original	pair	16.95
LG231	1958-59 Chevrolet, amber	pair	16.95
LG103	1960-66 Chevrolet, clear as original on 1960-62	each	14.50
LG105	1960-66 Chevrolet, amber as original on 1963-66	each	14.50
LGP409	1962 GMC, clear will also fit 1963-66	pair	69.95
LGP410	1963-66 GMC, amber will also fit 1962.....	pair	59.95

LIGHTING

...visit our website for **SPECIAL savings!**



PARKLIGHTS (continued)

	<ul style="list-style-type: none"> • Parklight Lens Gaskets - Chevrolet Part No. Description LG225 1955-57pair 3.40 LGP407 1955-57 GMCpair 3.40 LG228 1958-59pair 3.40 LG232 1960-66pair 4.25 LGP408 1962-66 GMCpair 4.25
	<ul style="list-style-type: none"> • Parklight Housing to Fender Gaskets Part No. Description LG229 1955-57 Chevroletpair 3.00
 	<ul style="list-style-type: none"> • TAILLIGHTS • Complete Stop and Taillights for Stepside Pickups Beautiful reproductions. These 4" diameter taillights are complete with wiring, sockets, housing, and lens, less mounting bracket and fabric loom tube. Unless specified stainless, taillight housing is black as original. Part No. Description LG180 1955-59 Black with chrome bezel, as originaleach 29.95 LG181 1955-59 Black with chrome bezel and blue dot in lenseach 34.50 LGL612 1955-59 Stainless steel, with red plastic lenseach 31.50 LGL613 1955-59 Stainless steel, with red plastic blue dot in lenseach 34.50 LG237 1960-66 Black, as originaleach 25.95 LG237BD 1960-66 Black with blue dot in lenseach 29.95 LGL614 1960-66 Stainless steel, with red plastic lenseach 34.95 LGL615 1960-66 Stainless steel, with red plastic blue dot in lenseach 36.95 Note: The blue dot in lens is a non-GM option popular if you want a more custom appearance.
	<ul style="list-style-type: none"> • STEPSIDE TAILLIGHT ITEMS • Taillight Lens Part No. Description LG136 1955-59 Red plastic lenseach 6.50 LG142 1955-59 Red plastic lens with blue dot in lenseach 11.95 LG239 1960-66 Red plastic lenseach 6.50 LG239BD 1960-66 Red plastic lens with blue dot in lenseach 10.75
	<ul style="list-style-type: none"> • Taillight Lens Gaskets Part No. Description LG251 1955-59each 1.25 LG236 1960-66each 1.25
	<ul style="list-style-type: none"> • Taillight License Lens Gasket Part No. Description LG139 1954-66each 1.75
	<ul style="list-style-type: none"> • Taillight Brackets Part No. Description LG151B 1955-66 Left, blackeach 6.50 LG150B 1955-66 Right, blackeach 6.50 LG151C 1955-66 Left, chromeeach 8.50 LG150C 1955-66 Right, chromeeach 8.50

LIGHTING

...visit our website for **SPECIAL savings!**

STEPSIDE TAILLIGHT ITEMS (continued)

• Taillight Lens Bezel

Part No.	Description	
LG282	1955-59 Stainless, included in LG180 and LG181	each 5.65



• Taillight Wiring Loom

Loom to protect wiring that extends from light.

Part No. Description

LG280	1960-72 Spilt rounded plastic. As original.....	foot .85
LGL100	1955-66 Stainless steel, 18" dress up item	each 4.25

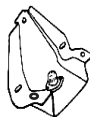


• Taillight Wiring Loom Grommets

Fits in hole in frame rail by taillight to protect wiring.

Part No. Description

LG1061	1940-72.....	pair 2.75
--------	--------------	-----------



• License Plate Bracket and Lamp Assembly, Rear

Part No. Description

LG283	1954-59 Stepside (attaches to rear bed cross sill)	each 34.50
LGL620	1960-66 Stepside or fleetside (attaches to bumper).....	each 51.50

LGL620 LGL620

FLEETSIDE TAILLIGHT ITEMS

• Taillight Lens

Part No. Description

LG170	1958-59 Red plastic, round.....	each 9.95
LG109	1960-66 Red plastic, rectangular.....	each 6.95



• Taillight Lens Gasket

Part No. Description

LG182	1958-59, round	each 2.50
LG183	1960-66, rectangular	each 2.00

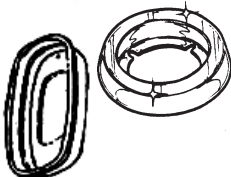


• Taillight Rings or Bezels

Anodized, high shine anodized aluminum. Just like original. Show quality.

Part No. Description

LG169	1958-59 Round	each 13.50
LG110	1960-66 Rectangular, attaches to LGL618 below	each 16.50



• Taillight Housings

Part No. Description

LGL618	1960-66 As original. Left or right	each 24.50
--------	--	------------



• Back-up Light Assemblies

Includes lens, chrome bezel, gaskets, screw, and etc. Show quality.

Part No. Description

LGL150	1960-66 (will fit 1958-59)	each 39.50
--------	----------------------------------	------------

• Back-up Light Lens Glass

Part No. Description





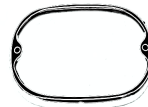

LGL627	1960-66 (will fit 1958-59) From GM tooling (included in LGL150)	each 8.00
--------	--	-----------



LIGHTING










...visit our website for **SPECIAL savings!**

	FLEETSIDE TAILLIGHT ITEMS (continued)		
	• Back-up Light Lens Gaskets		
	Part No.	Description	
	LG286	1958-66 (included in LGL150)	pair 4.25
	• Back-up Light Switch		
	Part No.	Description	
	ELS600	1960-66 3-Speed only	each 14.75
	CAMEO TAILLIGHT ITEMS		
	• Taillight Lenses		
	Part No.	Description	
	LG240	1955-58 Backup lens w/guide lettering	each 13.00
	LG242	55-58 Cameo only red plastic	each Inquire!
	LG244	1955-58 Red center reflector with original guide lettering, show quality	each 12.50
	• Taillight and Backup Light Oval Gaskets		
	Part No.	Description	
	LG243	1955-58	pair 8.00
	• License Light Assemblies		
	Cameo body style only. Complete with lens, socket, housing and wiring.		
	Part No.	Description	
	LG520	1955-58	pair 36.50
	• Taillight Assembly, Housing and Etc.		
	Taillight housing mirror polished, exact shape as original, ready to install.		
	Part No.	Description	
	MS523	Complete Assembly chrome die cast includes housing, inner ring taillight lens, backup lens and reflector.	each Inquire!
	MS522	Taillight Housing ONLY	each Inquire!
	MS521	Taillight Housing ONLY Aluminum alloy (you paint, polish or chrome)	each 99.75
	MS524	Taillight Inner Rings	pair Inquire!
	PANEL TRUCK AND SUBURBAN TAILLIGHT ITEMS		
	• Taillight Lens		
	Part No.	Description	
	LG130	1947-55 Panel and Suburban. Oval for left double door	each 10.90
	LG178	1956-59 Panel and Suburban. Oval vertical red plastic lens, on body beside doors or gate	each 11.50
	• Taillight Lens Chrome Oval Ring		
	Part No.	Description	
	LG194	1947-55 Panel and Suburban with rear double door. Oval (for LG130)	each 15.00
	• Taillight Lens Gaskets		
	Part No.	Description	
	LG168	1947-55 Panel and Suburban with rear double door. Oval (for LG130)	each 1.50
	LGL504	1955-59 Panel and Suburban	pair 4.55
	LG277	1960-66 Panel and Suburban	pair 4.55

LIGHTING

...visit our website for **SPECIAL savings!**

PANEL TRUCK AND SUBURBAN TAILLIGHT ITEMS (continued)

	<ul style="list-style-type: none"> • Taillight Housing Gasket For mounting housing to body. Part No. Description LGL505 1955-59.....pair 8.75
	<ul style="list-style-type: none"> • LICENSE LIGHT ITEMS • License Light Lens Fits on bottom of left door taillight. Part No. Description LGL406 1947-55 Panel truck 4 1/2" long. Very rare!each 11.75
 <p>LGD151</p>	<ul style="list-style-type: none"> • DOME LIGHT ITEMS • Dome Light Assembly Includes housing, and lens. Part No. Description LGD153 1955-59 chrome with waffle lens as originalset 28.95 LGD150 1960-72 white with horizontal ridged lens.....set 12.00 LGD151 1960-72 chrome with horizontal ridged lensset 15.00
 <p>LG247 LG193</p>	<ul style="list-style-type: none"> • Dome Light Lens Part No. Description LG247 1955-59 Waffle stamping, as original on 1955-59each 6.80 LG193 1960-72 Horizontal ridges, as original on 1960-72 Included in assemblies above.....each 4.00
	<ul style="list-style-type: none"> • Dome Light Wiring and Socket Part No. Description LGD152 1955-72 Use with LGD150, and LGD151each 14.95
	<ul style="list-style-type: none"> • LIGHT BULBS, TWELVE VOLT • Headlight Bulb Part No. Description LGB120 1940-57 seal beameach 13.95 LGB161 All seal beam trucks, Halogeneach 19.95
	<ul style="list-style-type: none"> • High Beam Indicator, Ignition Switch, and Glovebox Part No. Description LG289 1 candle powereach 1.45
	<ul style="list-style-type: none"> • Parklight, Taillight, and Brake Light Part No. Description LG285 3 to 32 candle power, double filamenteach 1.25
	<ul style="list-style-type: none"> • Parklight - Amber Part No. Description LGL600 1955-72 Double filament.....each 2.75
	<ul style="list-style-type: none"> • Dome Light Part No. Description LGB300 1955-59 Single filament, single socket type bulb.....each 2.29 LGB136 1960-72 Tube shape push in type bulb.....each 1.40

LITERATURE



...visit our website for **SPECIAL savings!**

SHOP MANUALS

Exact reprints of the original factory shop manuals in full size. A must if you are restoring or just driving your truck. One of our best selling items.

• Chevrolet

Part No.	Description		
LI107	1955 2nd Series.....	each	25.75
LI108	1956 Supplement (addition to the large 1955 manual).....	each	13.75
LI143	1956-63 (NAPCO 4x4).....	each	11.00
LI109	1957.....	each	33.95
LI110	1958.....	each	33.95
LI132	1959 Supplement (addition to the large 1958 manual).....	each	13.95
LI139	1960.....	each	44.75
LI162	1960-62 Supplement (4x4 and COE).....	each	16.95
LI163	1961 Supplement (addition to 1960 manual).....	each	13.95
LI164	1963.....	each	44.75
LI165	1964 Supplement (addition to large 1963 manual).....	each	13.95
LI166	1965 Supplement (addition to large 1963 manual).....	each	22.75
LI167	1966 Supplement (addition to large 1963 manual).....	each	22.75

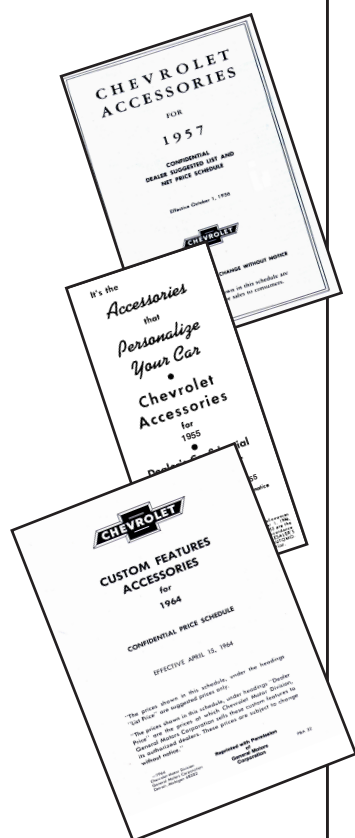
• GMC

Part No.	Description		
LI112	1955-59.....	each	31.95

ACCESSORY LISTINGS

These are great help to identify NOS accessory parts for your year and model at swap meets. These numbers are not listed in most other books and cover accessories on all passenger cars and trucks models. Chevrolet only, but similar to GMC.

Part No.	Description		
LI515	1955.....	each	3.85
LI509	1956.....	each	3.95
LI510	1957.....	each	3.95
LI511	1958.....	each	3.95
LI512	1959.....	each	3.95
LI520	1960.....	each	3.95
LI521	1961.....	each	3.95
LI522	1962.....	each	3.95
LI523	1963.....	each	3.95
LI524	1964.....	each	3.95
LI525	1965.....	each	3.95
LI526	1966.....	each	3.95





LITERATURE

...visit our website for **SPECIAL savings!**

ACCESSORY INSTALLATION MANUALS

Most average 200 pages in length and are printed full size 8 1/2" x 11". Detailed illustrations show dealer accessories and explain how they are installed. Great for installing used accessories from other trucks. Chevrolet only, but similar to GMC.

Part No.	Description		
LI116	1957.....	each	16.95
LI117	1958.....	each	16.95
LI118	1959.....	each	16.95
LI119	1960.....	each	22.60

ACCESSORY SALES BROCHURE

Displays truck dealer accessories for that particular year, full color. GM reprint.

Part No.	Description		
LIA65	1965 Chevrolet.....	each	8.95
LIA66	1966 Chevrolet.....	each	8.95

FACTORY ASSEMBLY MANUALS

A Chevrolet reprint explaining sheet metal, body, and some mechanical assembly on new trucks. A must for an authentic restoration. Also good for GMC owners.

Part No.	Description		
LI122	1955-59.....	each	34.75
LIA188	1960-66.....	each	34.90

OWNER'S MANUALS

Exactly as original. Explains operations, controls, maintenance, tire pressure, weights, load capacities, etc. Every truck had one of these in the glovebox when new. An item to always have with your truck.

• Chevrolet

Part No.	Description		
LI451	1955 2nd Series.....	each	10.50
LI452	1956.....	each	10.50
LI453	1957.....	each	10.50
LI454	1958.....	each	10.50
LI455	1959.....	each	10.50
LI457	1960.....	each	10.50
LI458	1961.....	each	10.50
LI459	1962.....	each	10.50
LI460	1963.....	each	8.50
LI461	1964.....	each	8.50
LI462	1965.....	each	8.50
LI463	1966.....	each	8.50

• GMC

Part No.	Description		
LI423	1955-56 Owner's guide (Similar to owners manual).....	each	3.50



LITERATURE

...visit our website for **SPECIAL savings!**



SALES BROCHURES

Full color folder. Exact reprint of dealer's advertising foldout. Beautiful folders and foldouts approximately 8-1/2" to 19" x 27-1/2" depending on year.

• Light Duty Chevrolet Trucks

Part No.	Description		
LI148	1955 2nd Series.....	each	9.75
LI146	1956.....	each	9.75
LI125	1957.....	each	9.75
LI137	1958.....	each	9.75
LI156	1959.....	each	9.75
LIB60	1960.....	each	9.75
LIB61	1961.....	each	9.75
LIB62	1962.....	each	9.75
LIB63	1963.....	each	9.75
LIB64	1964.....	each	9.75
LIB65	1965.....	each	9.75
LIB66	1966.....	each	9.75

SALESMAN'S TRUCK DATA BOOK • 1957

Excellent reprint of the book assigned to all Chevrolet truck sales people. Gives pictures, options, and detailed technical data. This 434 page booklet is 1957, but relates well to all 1955-59 GM trucks. Includes ring binding and printed pages. Dimensions 5 1/4" x 7 1/2". Over \$100 less than worn originals!

Part No.	Description		
LI570	1955-59 Chevrolet	each	45.00

VIDEO TAPES

• Video Tape of Eight Original Chevrolet Promotional Films

Produced by Chevrolet Division during the late 1940's and 1950's. Gives in depth descriptions and action of these trucks when new. Shows testing, advertising, technical data, etc. Includes original sound track. At the conclusion we are including three extra film strips showing the same type promotions for Dodge and Studebaker trucks. Very educational.

Part No.	Description		
LI168	8 original Chevrolet promotional films.....	each	35.50
LI168CD	8 original Chevrolet promotional films	each	23.00

• Video Tape of Three Original Chevrolet Promotional Films

Three of the better black and white sound films used to help sell new Chevrolet trucks in the late 1940's and early 1950's. Titles include "Its Your Money", "Transportation Unlimited", and "The Most Important Connection". Total time approximately 32 minutes. Included in LI168.

Part No.	Description		
LIV195	3 original Chevrolet promotional films.....	each	28.50
LIV195CD	3 original Chevrolet promotional films.....	each	19.95

• Video Tape of Two Original Chevrolet Promotional Films

Includes the 1955 Chevy Task Force Trucks in action on the job and how they are tested by GM. Also a 1957 NAPCO 4x4 Chevrolet truck climbs Pike's Peak plus much cross country and off-road viewing. Both films on one VHS tape. Approximately 25 minutes.

Part No.	Description		
LI157	Chevrolet Promotional Video	each	19.80
LI157CD	2 original 1955 Chevrolet promotional films	each	16.95

...visit our website for **SPECIAL savings!**



NAPCO MANUALS

• NAPCO 4 x 4 Shop Manual

An exact reprint of the manual used when these 4-wheel drive assemblies were installed in Chevrolet and GMC pickups 1956-63.

Part No.	Description		
LI143	1956-63.....	each	11.95



• NAPCO 4 x 4 Parts Manual

An exact reprint. Many diagrams.

Part No.	Description		
LI149	1956-63.....	each	11.95

• NAPCO Installation Manuals

Copy of original manual provided with the NAPCO system. Shows mechanic how to install this pre-made system in a GM truck.

Part No.	Description		
LI184	1954-62 3/4 and 1 ton.....	each	9.50
LI185	1955-63 1-1/2 and 2 ton	each	9.50



MANUALS, MISCELLANEOUS

• Bed Assembly Pamphlet


Manual giving details on assembling a GM factory stepside pickup bed from the ground up. Detail descriptions, trivia, and sketches for the perfectionist. Also good for wood bottom fleetsides.

Part No.	Description		
LIP123	GM Stepside	each	3.95

• Paint Sheets

Lists the names and years of the various colors which were available from 1936 to 1966.


Part No.	Description		
LI124	1936-66 Chevrolet	each	.15
LI142	1936-66 GMC	each	.15



• Treasury of American Trucks

You can own a treasury of information on light duty American trucks. This book puts a whole world of light trucks at your fingertips. Over 780 pages of useful facts, photos, and truck market values. Most all makes are from 1900 to 1986.

Part No.	Description		
LI138	American trucks	each	38.50



• Casting Number Guide

Finally, we have found a listing of the GM casting numbers for small block V-8's from 1955-99. This 94 page, pocket-size booklet lists the numbers on blocks, heads, intakes, exhausts, and water pumps. No more guessing at swap meets or salvage yards! Positively identify the small block V-8 you now have. A must for the perfectionist.

Part No.	Description		
LI188	1955-99.....	each	15.00

LITERATURE



...visit our website for **SPECIAL savings!**

MANUALS, MISCELLANEOUS (continued)



• Rebuilding The Small Block Chevy

One of the best books on rebuilding the 265, 283, 327, and 350 small block V-8. Includes 650 photos to make your rebuilding a success.

Shows performance upgrades, engine removal and installation, how to avoid costly mistakes, tips from master mechanics, selecting the correct parts, and getting quality machine work.

A must if you will be restoring a small block Chevy. The detailed 150 pages will simplify your job and make communication with your mechanic much easier.


Part No.	Description	
LI574	each 24.95



• Power Manual, Chevrolet Inline Six Cylinder

Everything you need to know when rebuilding the 230, 250 and 292 inline six cylinder for power on the street, strip or other racing applications. Copyright in 2002, this 154 page detailed book shows fine details on building this engine to high performance standards.

Part No.	Description	
LI591	1963-72 Inline six	each 19.95



• Booklet of GM Truck Illustrations

We have available a collection of professional line illustrations of General Motors Trucks, between 1929-1972 by artist Bryant J. Stewart. The booklet includes thirteen pages of individual line drawings in print form on heavy paper and ring bound. It is a great addition for the GM Truck enthusiast. Bryant's works are shown on various pages throughout this catalog.


Part No.	Description	
LI531	Pen and ink drawings.....	each 27.50



• Service Bulletins

We now stock "exact" copies of the original monthly Chevrolet Service Bulletins that were issued to all dealers. These pamphlets discuss problem areas on new trucks and cars that may need attention by the dealership. Very informative! These are priced much less than most rare shopworn originals. Sold in calendar years only. Twelve monthly bulletins per year.

Part No.	Description	
LI564	1955 1st and 2nd series	set 16.00
LI565	1956	set 16.00
LI566	1957	set 16.00



• Automotive Wiring and Electrical Systems

This book solves the mysteries of automotive electrics and electronic systems. The basics of electrical principles, including voltage, amperage, resistance, and Ohm's Law, are revealed in clear and concise detail, so the enthusiast understands what these mean in the construction and repair of automotive electrical circuits. All the tools and the proper equipment required for automotive electrical tasks are covered. 8 1/2 x 11", 144 Pages, 380 color photos.

Part No.	Description	
LI575	each 26.95



LITERATURE

...visit our website for **SPECIAL savings!**

MANUALS, MISCELLANEOUS (continued)

• **Power Steering Manual**

A factory reprint from the mid 1950's.

Part No.	Description		
LI590	1955-59 Chevrolet and GMC	each	7.50



• **Chevrolet and GMC - How To Paint Your Car**

Author Pat Ganahl unveils dozens of secrets that will help anyone paint their own car. From simple jobs to full-on, door jambs and everything paint jobs. Ganahl covers everything you need to know to get a great looking coat of paint on your car or truck.

Part No.	Description		
LI202	128 page color 8 1/2" x 11"	each	26.95



• **Casting Number Guide, Six Cylinder**

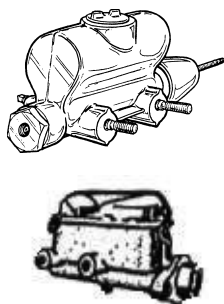
Finally, we have found a listing of the GM casting numbers for six cylinders from 1929-89. This 126 page, pocket-size booklet lists the numbers on blocks, heads, intakes, exhausts, and water pumps. No more guessing at swap meets or salvage yards! Positively identify the six cylinder and parts. A must for the perfectionist.

Part No.	Description		
LI181	1929-89.....	each	15.00

CHEVROLET TRUCKS

Cost Less . . . Carry heavier loads!

CHEVROLET MOTOR DIVISION, General Motors Corporation, DETROIT 2, MICHIGAN



BRAKE PARTS

• Master Cylinders - New

Note: We have most master cylinders up to 2 ton. Inquire about sizes not listed.

Part No.	Description		
ME167	1955-59 1/2, 3/4, and 1 ton (1-1/8" bore).....	each	119.95
ME139	1955-59 1-1/2 and 2 ton (1-1/4" bore, without booster)	each	219.95
ME3112	1960-62 1/2 and 3/4 ton with powerglide (1-1/8" bore).....	each	69.95
ME312	1963-66 1/2 and 3/4 ton with or without booster, also 1 ton with booster (1" bore)	each	67.95
ME314	1960-62 1/2, 3/4, and 1 ton without powerglide (1-1/8" bore). Includes dual cylinder for hydraulic clutch	each	79.95

• Master Cylinder Repair Kits

Part No.	Description		
ME319	1937-52 3/4 ton, 1938-52 1 ton, 1936-59 1-1/2 ton, and 1947-59 2 ton (1-1/4" bore).....	kit	35.50
ME315	1951-59 1/2 ton and 1953-59 3/4 and 1 ton (1-1/8" bore).....	kit	23.50
ME316	1960-63 1/2 ton and 1960-62 3/4 ton (1-1/8" bore).....	kit	23.50
ME318	1963-66 1/2 and 3/4 ton with or without booster, also 1 ton with booster (1" bore)	kit	14.95



• Master Cylinder Filler Cap

Part No.	Description		
ME178	1947-59 1-1/4" thread diameter	each	9.50



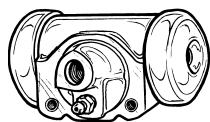
• Master Cylinder Boot

Part No.	Description		
ME103	1947-59	each	4.95

• Master Cylinder Power Booster Check Valve

A new freshly plated valve. Connects to vacuum line and plugs into firewall mounted booster. For the perfectionist!

Part No.	Description		
ME996	1960-72.....	each	7.50



• Wheel Cylinders, New - Front

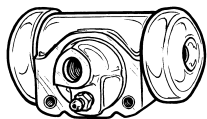
Part No.	Description		
ME132	1951-59 1/2 ton, left (1-1/8" diameter)	each	28.95
ME321	1951-59 1/2 ton, right (1-1/8" diameter).....	each	28.95
ME330	1953-59 3/4 and 1 ton, left or right (1-1/8" diameter).....	each	39.50
ME326	1960-63 1/2 ton, left.....	each	37.95
ME327	1960-63 1/2 ton, right.....	each	37.95
ME328	1964-70 1/2 ton, left.....	each	25.95
ME329	1964-70 1/2 ton, right.....	each	25.95
ME3311	1960-70 3/4 ton, left.....	each	42.50
ME3321	1960-70 3/4 ton, right.....	each	40.95
NA102L	1960-63 K-10 4X4, left.....	each	44.10
NA102R	1960-63 K-10 4X4, right.....	each	44.10
MEB617	1955-59 1-1/2, and 2 ton, left (7/8" diameter).....	each	62.75
MEB618	1955-59 1-1/2, and 2 ton, right (7/8" diameter).....	each	62.75

MECHANICAL

...visit our website for **SPECIAL savings!**

BRAKE PARTS (continued)

• Wheel Cylinders, New - Rear



Part No.	Description		
ME324	1955-72 1/2 ton, left and, 1960-69 K-10 4X4.....	each	21.75
ME325	1955-72 1/2 ton, right and, 1960-69 K-10 4X4.....	each	21.75
ME330	1953-59 3/4 ton, left or right (1-1/8" diameter).....	each	35.00
ME3312	1960-Early 64 3/4 ton, left.....	each	40.95
ME3322	1960-Early 64 3/4 ton, right	each	40.95
ME333	Late 1964-70 3/4 ton, left.....	each	31.00
ME334	Late 1964-70 3/4 ton, right.....	each	31.00
ME685	1958-59 1/2 ton , left positraction	each	39.55
ME686	1958-59 1/2 ton, right positraction	each	39.55
MEB612	Late 53-59 1-1/2 and 2 ton, left or right, front of rear (1-1/2" diameter)	each	69.95
MEB611	Late 53-59 1-1/2 and 2 ton, left or right, rear of rear (1-1/2" diameter)	each	69.95

• Wheel Cylinder Repair Kits

Part No.	Description		
ME336	1951-70 1/2 ton front and 1953-70 3/4 ton front or rear (1-1/8" bore).....	kit	9.95
ME337	1951-72 1/2 ton rear (1" bore)	kit	9.95
MEB600	1951-62 1-1/2 ton and 1951-65 2 ton rear (1-1/2" bore)	kit	19.50



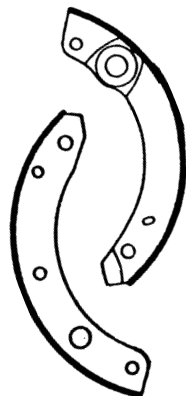
• Wheel Cylinder Bleeder Screws

Part No.	Description		
ME135	Steel, as original	each	2.50
ME339	Stainless steel, will never rust.....	each	4.95

• Brake Shoes with New Linings

Plus core charge, see next page.

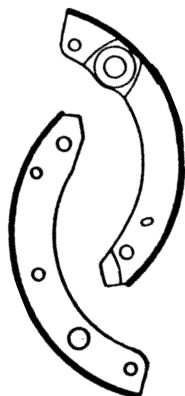
Front



Part No.	Description		
ME1331	1951-64 1/2 ton (2" wide) (no core charge)	set	39.75
ME2981	1953-59 3/4 ton (2" wide) (no core charge)	set	45.75
ME2982	1953-59 1 ton (plus core charge).....	set	45.75
MEB516	1960-64 1/2 ton 4x4 (plus core charge).....	set	29.60
ME4161	1960-66 3/4 ton (no core charge)	set	45.20
ME4164	1960-66 1 ton (no core charge)	set	45.20
ME4142	1965-70 1/2 ton (plus core charge).....	set	42.50

Chevrolet and GMC

BRAKE PARTS (continued)



• Brake Shoes with New Linings (continued)

Rear

Part No.	Description		
ME413	1951-59 1/2 ton (1-3/4" wide)(no core charge).....	set	32.50
ME2981	1953-59 3/4 ton 12"x2" (no core charge).....	set	58.50
ME418	1953-59 1 ton 2-1/2" (plus core charge).....	set	82.15
ME4162	1960-63 3/4 ton (plus core charge).....	set	45.20
ME1331	1960-64 1/2 ton (no core charge).....	set	39.75
MEB121	1960-72 3/4 ton with 11" drums (plus core charge).....	set	23.75
ME419	1960-64 1 ton (plus core charge).....	set	45.20
ME4163	1964-66 3/4 ton (coil springs) (plus core charge).....	set	45.20
ME417	1964-66 3/4 ton (leaf springs) (plus core charge).....	set	45.20
MEB120	1964-72 3/4 ton (leaf springs) 12"x2-1/2" (plus core charge)	set	29.50
ME415	1965-66 1/2 ton (no core charge).....	set	29.60
ME420	1965-66 1 ton (plus core charge).....	set	45.20
ME4141	1965-72 1/2 ton (no core charge).....	set	42.50

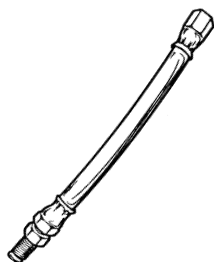
• Brake Shoe Core Charges

Part No.	Description		
ME140	For 1/2 ton brake shoes	core	25.00
ME299	For all 3/4 and 1 ton brake shoes above	core	25.00



• Brake Shoe Adjusting Wheel or Screw

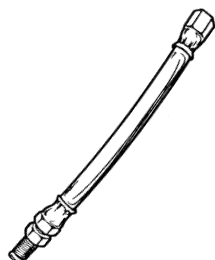
Part No.	Description		
MEB101	1951-63 1/2 Ton, Front or rear	each	7.50
MEB102	1964-72 1/2 Ton Left, Front or rear	each	6.75
MEB103	1964-72 1/2 Ton Right, Front or rear	each	6.75



• Brake Hoses - Front

Two required per truck.

Part No.	Description		
MEB138	1951-59 3100 Shortbed 1/2 ton. (Attaches to your 3/16" line).each		14.95
MEB136	1955-56 3200 Longbed 1/2 ton.	each	22.50
ME137	1955-59 3/4 ton and 1 ton		
	1957-59 3200 Longbed 1/2 ton		
	1955-56 1-1/2 ton and 2 ton	each	21.50
ME703	1960-66 C-10 1/2, 3/4, and 1 ton 2wd	each	24.95
ME707	1960-66 K-10 1/2 and K-20 3/4 ton 4 x 4.....	each	33.95



• Brake Hoses - Rear

One required per truck.

Part No.	Description		
ME136	1938-56 1/2 ton		
	1946-59 3/4 and 1 ton		
	1951-59 1-1/2 ton		
	1957-59 2 ton. (Attaches to your 1/4" line)	each	17.50
MEB138	1957-59 3200 1/2 ton (Attaches to your 3/16" line)	each	14.95
MEB131	1960 1/2 ton shortbed.....	each	21.50

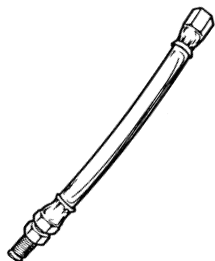
...visit our website for *SPECIAL savings!*

BRAKE PARTS (continued)

• Brake Hoses - Rear (continued)

One required per truck.

Part No.	Description		
MEB132	1960-62 1/2 and 3/4 ton longbed		
	1960-66 1 ton		
	1960-62 1-1/2 ton	each	24.50
ME862	1961-62 C-10 shortbed	each	13.50
ME863	1963-66 C-10 shortbed	each	29.95
MEB133	1963-66 1/2, and 3/4 ton Longbed.....	each	21.50
MEB134	1960-66 K-10 4x4	each	32.80



• Brake Hose Securing Clips


Part No.	Description		
MEB100	All years	each	.95



• Brake Power Booster

Correct vertical firewall mount.

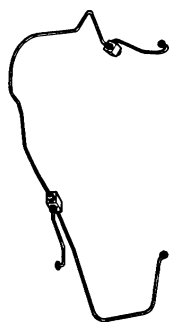
Part No.	Description		
HP551	1963-66, C10, C20, and C30.....	each	195.00



• Brake Lines

Formed and flared with fittings. Authentic in application and appearance. These are complete metal line kits from master cylinder to wheel cylinders. Chevrolet and GMC 1/2 ton 2wd. **Generally short beds have 3/16" lines, longbeds are 1/4".**

Part No.	Description		
MEE260	1955-56 3100, OE Steel, 6 piece set (shortbed)	set	165.00
MEE261	1955-56 3100, Stainless, 6 piece set (shortbed)	set	195.50
MEE274	1955-57 3200, OE Steel, 6 piece set (longbed).....	set	155.95
MEE275	1955-57 3200, Stainless, 6 piece set (longbed)	set	195.50
MEE262	1957 3100, OE Steel, 6 piece set (shortbed).....	set	155.95
MEE263	1957 3100, Stainless, 6 piece set (shortbed)	set	195.50
MEE264	1958-59 3100, OE Steel, 6 piece set (shortbed)	set	155.95
MEE265	1958-59 3100, Stainless, 6 piece set (shortbed)	set	195.50
MEE276	1958-59 3200, OE Steel, 6 piece set (longbed).....	set	155.95
MEE277	1958-59 3200, Stainless, 6 piece set (longbed)	set	195.50
MEE266	1960-62 C-10, OE Steel, 8 piece set (shortbed).....	set	155.95
MEE267	1960-62 C-10, Stainless, 8 piece set (shortbed)	set	195.50
MEE268	1960-62 C-10, OE Steel, 8 piece set (longbed).....	set	155.95
MEE269	1960-62 C-10, Stainless, 8 piece set (longbed).....	set	195.50
MEE270	1963-64 C-10, OE Steel, 8 piece set (shortbed).....	set	150.95
MEE271	1963-64 C-10, Stainless, 8 piece set (shortbed)	set	195.50
MEE272	1963-64 C-10, OE Steel, 8 piece set (longbed).....	set	155.95
MEE273	1963-64 C-10, Stainless, 8 piece set (longbed).....	set	195.50
MEE290	1965-66 C-10, OE Steel, 8 piece set (shortbed).....	set	155.95
MEE291	1965-66 C-10, Stainless, 8 piece set (shortbed)	set	195.50
MEE292	1965-66 C-10, OE Steel, 8 piece set (longbed).....	set	155.95
MEE293	1965-66 C-10, Stainless, 8 piece set (longbed).....	set	195.50



MECHANICAL

...visit our website for **SPECIAL savings!**




BRAKE PARTS (continued)

• Brake Shoe Hold Down Springs, Clips, Etc.

Consists of three types of springs, retainers, and related hardware.

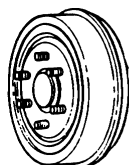
Part No.	Description	
ME341	1951-66 1/2 ton front or rear (per axle).....	set 9.95



• Brake Adjustment Hole Plugs

Fits in drum brake backing plate.

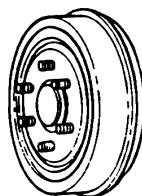
Part No.	Description	
MEB146	Metal type, exact as original on early years.....	each 1.50
ME145	Rubber push-in type	each .50



• Brake Drums - Front

Part No.	Description	
ME151	1951-70 1/2 ton 2wd	each 54.50
ME153	1953-59 3/4 ton and 1 ton.....	each 110.95
ME421	1960-67 3/4 and 1 ton 2wd	each 79.95

• Brake Drums - Rear



Part No.	Description	
ME151	1951-70 1/2 ton 2wd and 1955-59 1/2 ton 4x4 (except positive track rear ends).....	each 54.50
ME154	1953-59 3/4 ton.....	each 135.00
ME4222	1960-70 3/4 ton 2wd with coil springs.....	each 145.00
ME4221	1965-70 3/4 ton 2wd with leaf springs	each 145.00

Division Blocks

We now stock the more in demand brass blocks used on your early GM truck brake system. These are usually found where metal brake lines changed diameters or connected to rear wheel cylinders.



• Brake Line Division Blocks, Brass

Attaches to right rear axle housing where rubber brake hose meets two metal lines.

Part No.	Description	
MEE248	1951-66 1/2 ton (for 3/16" lines)	each 19.95
MEE249	1951-65 3/4 and 1 ton (for 1/4" lines)	each 19.95



• Frame Rail Divider Block With Retaining Nut, Brass

This brake line "T" attaches to right frame rail. Receives master cylinder line and divides it to front and rear wheel cylinders. Includes retaining nut.

Part No.	Description	
MEE247	1951-57 3/4, 1, 1 1/2 and 2 ton	each 23.95



• Rear Wheel Cylinder Block, Brass

Fits between rear wheel cylinder and axle brake line. Two per truck.

Part No.	Description	
MEE246	1960-63 3/4 and 1 ton.....	each 18.00

...visit our website for **SPECIAL savings!**

BRAKE PARTS (continued)

• Park Brake Cables

Front

Part No.	Description		
MEB300	1960-62 1/2 ton, short bed 115" wheel base	each	39.20
MEB301	1960-62 1/2 ton, long bed 127" wheel base	each	41.75
ME629	1963 1/2 and 3/4 ton, short and long bed	each	49.75
ME630	1964-65 1/2 ton, short and long bed	each	49.75
MEB305	1966-70 1/2 ton, with coil springs	each	39.20

Intermediate

Part No.	Description		
ME158	1955-59 1/2 ton, short bed	each	24.00
ME651	1955-59 1/2 ton, long bed	each	25.00
ME834	1966-72 1/2 ton shortbed 115"wb	each	34.50
MEB304	1966-72 1/2 ton longbed 127"wb	each	35.50

Rear

Part No.	Description		
ME157	1955-59 1/2 ton, short and long bed	each	39.95
ME631	1960-62 1/2 ton, short bed 115" wheel base	each	36.50
MEB310	1960-62 1/2 ton, long bed 127" wheel base	each	27.50
MEB701NS	1962-70 3/4 ton, with leaf springs	each	36.95
MEB311	Early 1963 1/2 ton, short bed	each	21.50
ME632	Late 1963-65 1/2 ton, short bed	each	47.75
ME633	Late 63-65 1/2 and 3/4 ton, long bed	each	49.95
MEB109	1966-72 1/2 ton longbed with leaf springs (must have your core)	each	81.95
MEB312	1966-72 1/2 ton and Blazer, with coil springs (vinyl)	each	23.95
MEB700NS	1966-72 3/4 ton, with coil springs	each	39.55

• Park Brake Cable Connector

Connects intermediate to rear cable.

Part No.	Description		
MEB280	1966-72	each	1.75

• Park Brake Cable Firewall Grommet

Attaches to front of intermediate cable. Protects cable from firewall.

Part No.	Description		
FP223	1960-72	each	3.00

• Park Brake Cable Equalizing Bracket

Part No.	Description		
MEB107	1966-72	each	5.50

• Park Brake Cable Boot

Keeps water out of cable interior.

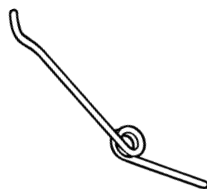
Part No.	Description		
ME159	1936-59	pair	3.75

MECHANICAL

...visit our website for **SPECIAL savings!**



BRAKE PARTS (continued)

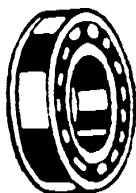


• Park Brake Lever Squeeze Handle Spring

Part No. Description

ME436	1929-59 All models with vertical hand brake in floor.....each	4.95
-------	---	------

Note: Are you shopping for power drum brakes or want to add modern disc brakes to your 1/2 ton? Check the various options in the HIGH PERFORMANCE section.



• Wheel Bearing with Race - Front

Inner Bearings

Part No. Description

ME170	1941-59 1/2 ton.....each	59.50
ME745	1953-59 3/4 and 1 ton.....each	85.95
ME476	1960-61 1/2 ton.....each	84.50
ME624	1962-70 1/2 ton.....each	9.75



Outer Bearings

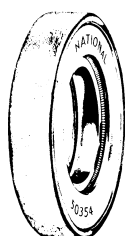
Part No. Description

ME171	1929-59 1/2 ton.....each	39.75
ME746	1953-59 3/4 and 1 ton.....each	72.00
ME477	1960-61 1/2 ton.....each	42.50
ME625	1962-70 1/2 ton.....each	6.95
ME6251	1963-72 3/4 ton.....each	6.90

• Wheel Bearings with Race - Rear

Part No. Description

ME172	1933-62 1/2 ton outereach	55.50
MEB994	1936-57 1-1/2 ton outer (single speed axle).....set	62.00
MEB995	1937-57 1-1/2 ton inner (single speed axle).....each	82.00
ME392	1946-72 3/4 and 1 ton outereach	47.75
ME435	1946-72 3/4 and 1 ton inner.....each	47.50
ME626	1963-72 1/2 ton.....each	16.95



• Wheel Seals - Front

Part No. Description

ME343	1941-59 1/2 ton.....each	15.95
ME640	1960-61 1/2 ton.....each	12.50
ME309	1935-59 3/4, 1, and 1-1/2 toneach	17.95
ME905	1960-62 3/4, 1, and 1-1/2 toneach	12.50
ME913	1958-59 1/2 ton 4x4.....each	11.05
ME914	1960-72 1/2 ton 4x4.....each	11.05
ME641	1962-70 1/2 toneach	12.50
ME906	1963-72 3/4 toneach	10.95



• Wheel Seals - Rear

Part No. Description

ME149	1933-62 1/2 ton without positraction differential (o.d. 2 3/4).....each	27.75
ME677	1937-59 1-1/2 ton (o.d. 4 5/8).....each	29.50
ME304	1946-72 3/4 and 1 ton (o.d. 3 15/16).....each	10.75
ME997	1954-59 1-1/2 and 2 ton with 2 speed axle (o.d. 4 7/8).....each	29.90
ME687	1958-59 1/2 ton with positraction differential (o.d. 2 1/2").....each	12.95
ME627	1963-64 1/2 ton (o.d. 2 1/2").....each	12.75
ME628	1965-72 1/2 ton (o.d. 2 1/2").....each	5.50

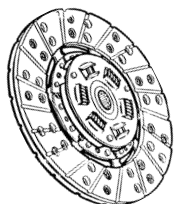
...visit our website for **SPECIAL savings!**

CLUTCH AND TRANSMISSION

• Clutch Kits - New

For those wanting all new parts, we offer a complete kit for your older truck. Includes diaphragm pressure plate, clutch disc, throw-out bearing, alignment tool, pilot bushing, and spline tube. No core charge.

Part No.	Description		
MEE104	10" Normally with 3-speeds, 1954-72 1/2 ton	set	220.00
MEE251	11" Normally with 4-speeds, 1963-72 1/2 ton Heavy Duty	set	219.95



• Clutch Discs - New

No core charge.

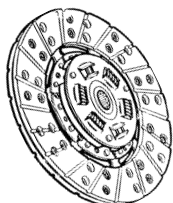
Part No.	Description		
MEE255	10" Normally with 3-speeds, 1954-72 1/2 ton	each	75.50
MEE283	11" Normally with 4-speeds, 1963-72 Heavy Duty	each	79.95



• Clutch Discs - Rebuilt

Plus core charge.

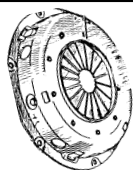
Part No.	Description		
ME105	10" Normally 1954-72 1/2 ton, standard	each	59.50
ME406	11" Normally 1954-62 3/4 ton and larger (for 6 bolt pressure plate)	each	69.50
MEE281	11" Normally 1963-72 Heavy Duty	each	59.50
ME106	Core charge for ME105, ME406, and MEE281	core	20.00



• Clutch Pressure Plates - New

Diaphragm type. No core charge.

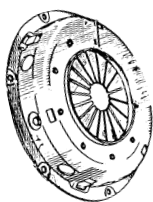
Part No.	Description		
MEE284	11" Normally with 4-speeds, 1963-72 Heavy Duty	each	98.00



• Clutch Pressure Plates - Rebuilt

Diaphragm type. Plus core charge

Part No.	Description		
ME110	10" Normally 1954-69 1/2 ton	each	79.95
ME408	11" Normally 1954-69 3/4 ton and larger (6 bolts holding it to flywheel)	each	93.75
MEE282	11" Normally 1963-72 Heavy Duty	each	38.75
ME111	Core charge for ME110, ME408 and MEE282	core	25.00



• Clutch Release Bearing with Housing

For diaphragm type pressure plates.

Part No.	Description		
ME113	1938-72 Throwout bearing, 1-7/8 inch long, 6 cylinder and early V-8	each	33.50
ME1131	1966-72 For most mid-size V-8's, 1-1/4" long	each	24.95



• Clutch Spline tool

A non-metal shaft needed for clutch installation.

MEE242	Clutch spline tool	each	6.95
--------	--------------------------	------	------

• Clutch Pedal Pull-Back Spring

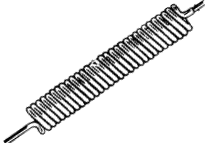




MECHANICAL

...visit our website for **SPECIAL savings!**




CLUTCH AND TRANSMISSION (continued)

CLUTCH AND TRANSMISSION (continued)

	<table><tr><th>Part No.</th><th>Description</th><th></th><th></th></tr><tr><td>ME760</td><td>1947-59.....</td><td>each</td><td>6.95</td></tr></table>	Part No.	Description			ME760	1947-59.....	each	6.95																
Part No.	Description																								
ME760	1947-59.....	each	6.95																						
 ME518	<table><tr><th colspan="4">• Clutch Release Fork Balls</th></tr><tr><td colspan="4">Threads into bell housing as original.</td></tr><tr><th>Part No.</th><th>Description</th><th></th><th></th></tr><tr><td>ME518</td><td>1938-59 Six cylinder, 7/16" x 20 male thread</td><td>each</td><td>12.50</td></tr><tr><td>ME767</td><td>1955-72 V-8 and</td><td></td><td></td></tr><tr><td></td><td>1960-72 Six cylinder, male thread 1-1/2" long</td><td>each</td><td>10.95</td></tr></table>	• Clutch Release Fork Balls				Threads into bell housing as original.				Part No.	Description			ME518	1938-59 Six cylinder, 7/16" x 20 male thread	each	12.50	ME767	1955-72 V-8 and				1960-72 Six cylinder, male thread 1-1/2" long	each	10.95
• Clutch Release Fork Balls																									
Threads into bell housing as original.																									
Part No.	Description																								
ME518	1938-59 Six cylinder, 7/16" x 20 male thread	each	12.50																						
ME767	1955-72 V-8 and																								
	1960-72 Six cylinder, male thread 1-1/2" long	each	10.95																						
	<table><tr><th colspan="4">• Clutch Release Fork</th></tr><tr><td colspan="4">For diaphragm pressure plates.</td></tr><tr><th>Part No.</th><th>Description</th><th></th><th></th></tr><tr><td>ME859</td><td>1960-72.....</td><td>each</td><td>61.25</td></tr></table>	• Clutch Release Fork				For diaphragm pressure plates.				Part No.	Description			ME859	1960-72.....	each	61.25								
• Clutch Release Fork																									
For diaphragm pressure plates.																									
Part No.	Description																								
ME859	1960-72.....	each	61.25																						
	<table><tr><th colspan="4">• Clutch Release Fork Ball Retaining Spring Clip</th></tr><tr><th>Part No.</th><th>Description</th><th></th><th></th></tr><tr><td>ME458</td><td>1938-72 Fits in clutch release fork ME859</td><td>each</td><td>3.95</td></tr></table>	• Clutch Release Fork Ball Retaining Spring Clip				Part No.	Description			ME458	1938-72 Fits in clutch release fork ME859	each	3.95												
• Clutch Release Fork Ball Retaining Spring Clip																									
Part No.	Description																								
ME458	1938-72 Fits in clutch release fork ME859	each	3.95																						
	<table><tr><th colspan="4">• Clutch Pilot Shaft Bushings and Bearings</th></tr><tr><td colspan="4">Presses into back of crankshaft.</td></tr><tr><th>Part No.</th><th>Description</th><th></th><th></th></tr><tr><td>ME717</td><td>1939-59 GMC, bearing</td><td>each</td><td>41.50</td></tr><tr><td>ME479</td><td>1940-72 Chevrolet, bushing, six cylinder and V-8</td><td>each</td><td>4.75</td></tr></table>	• Clutch Pilot Shaft Bushings and Bearings				Presses into back of crankshaft.				Part No.	Description			ME717	1939-59 GMC, bearing	each	41.50	ME479	1940-72 Chevrolet, bushing, six cylinder and V-8	each	4.75				
• Clutch Pilot Shaft Bushings and Bearings																									
Presses into back of crankshaft.																									
Part No.	Description																								
ME717	1939-59 GMC, bearing	each	41.50																						
ME479	1940-72 Chevrolet, bushing, six cylinder and V-8	each	4.75																						
	<table><tr><th colspan="4">• Clutch Arm Boot</th></tr><tr><td colspan="4">Attaches to bellhousing. Seals out water. Helps to keep road dirt and water off clutch assembly.</td></tr><tr><th>Part No.</th><th>Description</th><th></th><th></th></tr><tr><td>ME774</td><td>1960-72 Six cylinder and small block V-8</td><td>each</td><td>14.95</td></tr></table>	• Clutch Arm Boot				Attaches to bellhousing. Seals out water. Helps to keep road dirt and water off clutch assembly.				Part No.	Description			ME774	1960-72 Six cylinder and small block V-8	each	14.95								
• Clutch Arm Boot																									
Attaches to bellhousing. Seals out water. Helps to keep road dirt and water off clutch assembly.																									
Part No.	Description																								
ME774	1960-72 Six cylinder and small block V-8	each	14.95																						
	<table><tr><th colspan="4">• Clutch Slave Cylinder</th></tr><tr><td colspan="4">For trucks having hydraulic clutch. Secures to bellhousing.</td></tr><tr><th>Part No.</th><th>Description</th><th></th><th></th></tr><tr><td>ME460</td><td>1960-62 1/2, 3/4, 1, and 1-1/2 ton</td><td>each</td><td>54.25</td></tr></table>	• Clutch Slave Cylinder				For trucks having hydraulic clutch. Secures to bellhousing.				Part No.	Description			ME460	1960-62 1/2, 3/4, 1, and 1-1/2 ton	each	54.25								
• Clutch Slave Cylinder																									
For trucks having hydraulic clutch. Secures to bellhousing.																									
Part No.	Description																								
ME460	1960-62 1/2, 3/4, 1, and 1-1/2 ton	each	54.25																						
	<table><tr><th colspan="4">• Clutch Slave Cylinder Repair Kit</th></tr><tr><th>Part No.</th><th>Description</th><th></th><th></th></tr><tr><td>MEE480</td><td>1960-62 1/2, 3/4, 1, and 1-1/2 ton (1-1/16" bore)</td><td>set</td><td>19.50</td></tr></table>	• Clutch Slave Cylinder Repair Kit				Part No.	Description			MEE480	1960-62 1/2, 3/4, 1, and 1-1/2 ton (1-1/16" bore)	set	19.50												
• Clutch Slave Cylinder Repair Kit																									
Part No.	Description																								
MEE480	1960-62 1/2, 3/4, 1, and 1-1/2 ton (1-1/16" bore)	set	19.50																						
	<table><tr><th colspan="4">• Clutch Slave Cylinder Hydraulic Line</th></tr><tr><th>Part No.</th><th>Description</th><th></th><th></th></tr><tr><td>MET120</td><td>1960-62 Steel (1 piece)</td><td>each</td><td>15.95</td></tr></table>	• Clutch Slave Cylinder Hydraulic Line				Part No.	Description			MET120	1960-62 Steel (1 piece)	each	15.95												
• Clutch Slave Cylinder Hydraulic Line																									
Part No.	Description																								
MET120	1960-62 Steel (1 piece)	each	15.95																						
	<table><tr><th colspan="4">• Clutch and Brake Pedal Shaft Bushings</th></tr><tr><th>Part No.</th><th>Description</th><th></th><th></th></tr><tr><td>ME716</td><td>1955-59.....</td><td>set</td><td>19.75</td></tr></table>	• Clutch and Brake Pedal Shaft Bushings				Part No.	Description			ME716	1955-59.....	set	19.75												
• Clutch and Brake Pedal Shaft Bushings																									
Part No.	Description																								
ME716	1955-59.....	set	19.75																						

...visit our website for *SPECIAL* savings!

CLUTCH AND TRANSMISSION (continued)



• Flywheel Ring Gear

Heat and place onto your flywheel.

Part No. Description

MEE496	1955-72 six cylinder and V-8 (168 teeth).....each	29.00
MEE497	1955-72 six cylinder and V-8 (153 teeth).....each	34.50



• Flywheel Cover

Fits at bottom of bellhousing. Heavy fiberglass.

Part No. Description

MEE418	1955-59 Chevrolet.....each	42.95
--------	----------------------------	-------

• Neutral Safety Switch

Part No. Description

EL306	1960-71 Powerglide transmission.....each	21.50
-------	--	-------



• Transmission Shift Fork

For second and third gear slider. Chevrolet and GMC.

Part No. Description

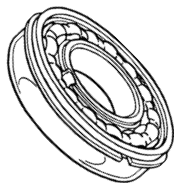
MET103	1948-65 3-speed.....each	42.50
--------	--------------------------	-------



• Transmission Overhaul Gasket Sets

Part No. Description


ME119	1948-65 4-speed.....set	12.95
ME120	1955-66 3-speed (without synchronized low gear).....set	12.75



• Transmission Bearings

Part No. Description


ME301	1938-67 3-speed, front main input shaft bearing.....each	52.50
ME543	1948-67 4-speed, front main input bearing.....each	51.95
ME7521	1948-67 4-speed, main output bearing.....each	49.95
ME5441	1955-72 4-speed, output shaft bearing.....each	49.95
ME542	1955-72 3-speed, rear main shaft bearing.....each	50.85



• Transmission Needle Bearings

Part No. Description

ME741	1937-62 3-speed. Between input shaft and front of main shaft (set of 16).....set	11.75
ME7523	1948-67 4-speed. For input shaft. Set of 20.....set	11.30



• Transmission Countershaft, 3-Speed

Part No. Description

MET100	1941-59 7-1/8" long (use only with needle bearings).....each	46.75
--------	--	-------

• Transmission Small Parts Kit

Includes needle bearings, thrust washers, snap rings, etc.

Part No. Description

MET151	1955-63 3-speed only without synchronized low gear.....each	43.75
--------	---	-------

CLUTCH AND TRANSMISSION (continued)




• Transmission Rear Seals

Part No.	Description		
ME469	1948-67 4-speed with open drive line.....	each	14.95
ME505	1955-72 3-speed and Powerglide.....	each	7.75
ME730	1955-62 Hydramatic 1/2, 3/4, and 1 ton	each	13.95
ME505	1966-72 Turbo-Hydramatic 350	each	7.35

COOLING SYSTEM

We provide high quality all copper original factory type. Our supplier has over 30 years in providing cooling systems worldwide. When your old radiator is tired or leaking or you need to upgrade due to air conditioning, these new units are a perfect replacement. Our base radiators are the 3 row type as original. Optional, are the 4 row units or "Desert Coolers". All are correct down flow design and available with or without automatic transmission cooler in the lower tank.

Note: Core size on 1960-62 radiators are 19 7/8" x 23 1/2" x 2" and have center upper tank outlet. Our 1963-66 Chevrolet and GMC radiators (MER831) are heavy-duty with a side upper outlet, and transmission cooler installed. These are excellent with the air conditioning and V-8 option. Their 3 core (4 core equivalent) is 17 3/8" x 24 3/4" x 2". If you have a 1963-66 six cylinder with a center outlet upper tank instead of these with V-8 left side outlets, your local radiator shop can relocate the top outlet or call our sales department for a special order unit!



• Radiators - Standard Transmission


Excellent reproduction. Modern "tube and fin" type. See core size below.

With 3 rows of tubes, as original

Part No.	Description		
ME354	1955-59 Chevrolet V-8 or six cylinder (19 7/8" x 21 3/8" x 2")	each	425.00
ME531	1955-59 GMC six cylinder(19 7/8" x 21 3/8" x 2")	each	425.00
MER834	1955-59 GMC six cylinder(19 7/8" x 23 1/2" x 2")	each	425.00
MER820	1960-62 Chevrolet and GMC V-8 or six cylinder (19 7/8" x 21 3/8" x 2")	each	415.00
MER831	1963-66 Chevrolet and GMC V-8 or six cylinder (heavy duty) (17-3/8" X 24-3/4" X 2")	each	415.00

Heavy Duty - 4 rows or equivalent of tubes


Part No.	Description		
ME357	1955-59 Chevrolet V-8 or six cylinder (19 7/8" x 21 3/8" x 2")	each	445.00
MER830	1955-59 GMC original V-8 or six cylinder (22 3/8" x 23 1/2" x 2 5/8")	each	425.00
MER822	1960-62 Chevrolet and GMC V-8 or six cylinder (19 7/8" x 21 3/8" x 2")	each	380.00
MER831	1963-66 Chevrolet and GMC V-8 or six cylinder (heavy duty) (17-3/8" X 24-3/4" X 2")	each	415.00



Everyone wants one!

...visit our website for **SPECIAL savings!**

COOLING SYSTEM (continued)



Heavy Duty - 4 rows or equivalent of tubes (with transmission cooler)

Core sizes - same as 4 row w/o cooler.

Part No.	Description		
ME357A	1955-59 Chevrolet V-8 or six cylinder.....	each	445.00
MER830A	1955-59 GMC original V-8 or six cylinder	each	445.00
MER823A	1960-62 Chevrolet and GMC V-8 or six cylinder	each	420.00
MER831A	1963-66 Chevrolet and GMC V-8 or six cylinder (heavy duty)	each	415.00

NOTE: Part #'s ending in A has a transmission cooler in lower tank and can be used with or without cooler lines.



• Radiator Core Support

Part No.	Description		
FPR298	1955-57 Chevrolet	each	169.95
FPR299	1958-59 Chevrolet	each	169.95
FPR300	1960-66 Chevrolet	each	159.95

• Radiator Core Support Mounting Kit

Part No.	Description		
FPR280	1960-68 Includes bolts, washers, pads, plates, and nuts.	kit	25.00



• Radiator/Condenser Dual Fan Assembly

Recommended for all trucks with add on air and trucks with overheating problems. Includes fans, wiring harness, AC pressure switch, and mounting hardware. (Does not include a housing or condenser.)

Part No.	Description		
ME869	All years	kit	185.35



• Radiator Caps

Part No.	Description		
ME196	1947-59 4 pound rating.....	each	10.95
ME545	1960-72 7 pound rating (will also fit 1947-59).....	each	9.50
ME5451	1960-72 13 pound rating (will also fit 1947-59).....	each	8.50



• Radiator Hose Clamps

Original flat type very close to those used by GM.

Part No.	Description		
ME1981	1954-62 235 engine, upper.....	each	4.50
ME499	1954-62 235 engine lower and V-8 engine	each	4.50



• Thermostat

Part No.	Description		
MEE490	1937-66 180 Degree temperature (V-8 and six cylinder).....	each	8.95

MECHANICAL

...visit our website for **SPECIAL savings!**



COOLING SYSTEM (continued)



• Radiator Hose - Upper

New black reinforced rubber to perfectly fit your Chevrolet truck.

Part No.	Description		
ME230	1955-59 Six cylinder	each	17.95
ME358	1955-59 V-8 engine	each	18.95
ME608	1960-62 Six cylinder	each	14.50
ME610	1960-66 V-8 engine	each	22.50
ME648	1963-66 Six cylinder	each	22.50



• Radiator Hose - Lower

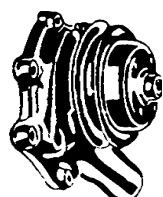
New black reinforced rubber to perfectly fit your Chevrolet truck.

Part No.	Description		
ME240	1955-59 Six cylinder	each	19.75
ME359	1955-59 V-8 engine	each	21.95
ME609	1960-62 Six cylinder	each	14.75
ME652	1963-69 Inline six cylinder	each	20.95
ME6111	1960-Early 63 V-8 engine	each	20.35
ME6112	Late 63-1966 V-8 engine	each	20.35



• Radiator Drain Petcock

Part No.	Description		
ME740	Brass 1/4" pipe thread as original	each	4.75



• Water Pumps - New

Not rebuilt. No core charge. (all six cylinder except ME547)

Part No.	Description		
ME362	1955-62 Chevrolet without pulley	each	79.75
ME546	1963-72 Chevrolet six cylinder without pulley	each	40.50
MEE405	1963-72 Chevrolet 292 inline six	each	39.50
ME547	1955-72 Chevrolet V-8 with original 5-5/8" overall length, without pulley	each	45.20
ME548	1960-69 GMC V-6 without pulley	each	50.85



• Fan Belts

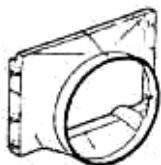
Part No.	Description		
ME209	1953-62 Chevrolet six cylinder 3/8" groove pulley	each	17.95
MEE241	1939-59 GMC six cylinder 3/8" groove pulley	each	19.75
MEE240	1939-59 GMC six cylinder 5/8" groove pulley	each	22.75
MEE775	1955-59 Chevrolet V-8 (55" length)	each	19.55
MEE776	1960-63 Chevrolet V-8 (56" length)	each	19.55
ME603	1963-72 Chevrolet and GMC inline six cylinder	each	13.60
MEE777	1964-66 Chevrolet V-8 53" inches, no power steering or no air	each	17.55



MECHANICAL

...visit our website for *SPECIAL savings!*

COOLING SYSTEM (continued)



• Radiator Fan Shrouds

Made of quality black ABS plastic.

Part No. Description

MES550	1955-59 V-8, an excellent non-original replacement. Helps direct air through radiator	each	74.95
--------	--	------	-------



DRIVESHAFT AND DIFFERENTIAL PARTS

• Ring and Pinion, 1/2 Ton

This set perfectly replaces the most popular ratio in the 1/2 ton 3.73 differential. (For higher 3.07 ratio, see HIGH PERFORMANCE section.)

Part No. Description

MEP400	1963-72 1/2 ton 3.73 ratio (12 bolt inspection plate)	set	225.75
--------	---	-----	--------



• Carrier Bearings, Etc.

Supports inner end of rear axle.

Part No. Description

ME397B	1940-56 1/2 ton, inner axle carrier bearing	each	47.50
ME397R	1940-56 1/2 ton, inner axle carrier bearing race	each	19.50
MEB272	1946-72 3/4 and 1 ton, inner axle carrier bearing and race	each	57.00
MEB105	1957-62 1/2 ton, inner axle carrier bearing	each	19.20
MEB106	1957-62 1/2 ton, inner axle carrier bearing race	each	21.40



• Pinion Seal for Differential Housing

Part No. Description

ME427	1946-65 3/4, 1, and 1-1/2 ton	each	15.95
ME400	1955-62 1/2 ton	each	17.00
ME747	1958-59 1/2 ton positraction	each	9.75

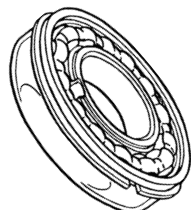
CHEVROLET AMERICA'S WORKHORSE!

MECHANICAL

...visit our website for **SPECIAL savings!**



DRIVESHAFT AND DIFFERENTIAL (continued)



• Pinion Bearings and Race


Part No.	Description	
MEP397	1946-72 3/4 and 1 ton, front pinion *	set 275.00
ME806B	1955-63 1/2 ton, front bearing	each 45.50
ME806R	1955-63 1/2 ton, front race	each 23.75
ME807B	1955-63 1/2 ton, rear bearing	each 45.50
ME807R	1955-63 1/2 ton, rear race	each 23.75

* **MEP397 1946-72 3/4 and 1 ton front pinion assembly consists of a pair of bearings and matching races.**

• Pinion Shaft Speedi-Sleeve

A stainless repair sleeve that covers pinion shaft surface where the seal has created a groove. Stops leaks!

Part No.	Description	
ME808	1955-63 1/2 ton.....	each 24.50



Chrome

• Differential Cover (Inspection plate) Chrome

This new 10 bolt cover includes gasket and drain plug. For a little extra "flash" the cover and plug have been polished and chrome plated. It will be quickly noticed by following traffic!

Part No.	Description	
HP245	1937-62 1/2 ton.....	set 49.95



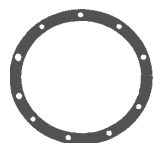
• Differential Inspection Plate Bolt Washers

Special copper coated washers used under bolt heads that secure inspection plate. These were often used by GM to prevent leakage of grease from split washers.

Part No.	Description	
MEE550	1/2 ton copper plated	each 1.25

• Differential Positraction Clutch Pack

Part No.	Description	
MEE552	1964-72 1/2 ton 2wd	set 112.95



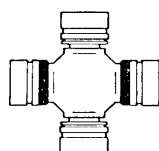
• Differential Housing Cover Gaskets

Part No.	Description	
ME292	1933-62 1/2 ton (10 bolt holes).....	each 8.50
ME549	1946-72 3/4 and 1 ton.....	each 10.50
ME678	1963-72 1/2 ton (12 bolt holes).....	each 8.50

• Drive Shaft Carrier Bearing with Mounting Brackets

Secures two piece drive shaft to under bed cross member.


Part No.	Description	
ME822	1955-72 1/2 and 3/4 ton long bed, with leaf springs	each 24.50
ME823	1964-72 1/2 and 3/4 ton, with coil springs	each 33.50



• Universal Joints - Complete

Part No.	Description	
ME288	1955-59 1/2 ton, 3-speed front, plus 3-speed and 4-speed rear	each 23.75
ME680	1955-59 1/2 ton, 4-speed front	each 25.75


...visit our website for **SPECIAL savings!**



ENGINE ELECTRICAL

• Starters - 12 Volt

Part No.	Description		
REME426	1955-59 Mechanical foot start style, six cylinder	each	94.50
REME429	1955-56 Solenoid push button style, six cylinder (car type).....	each	125.50
REME427	1957-62 Solenoid key start style, six cylinder.....	each	94.50
MEC536	Core for REME426, REME429 (Need your core!), and REME427	core	50.00



• Starter Switch

For mechanical foot start.

Part No.	Description		
EL112	1955-59 Chevrolet	each	22.50



• Starter Solenoids - 12 Volt

Attaches to top of starter, NOT for six cylinder mechanical foot start.

Part No.	Description		
EL2171	1955-56 Six cylinder and V-8	each	62.50
EL217	1957-72 V-8 and 1963-72 Six cylinder.....	each	13.75



• Starter Drive


For mechanical foot start units.

Part No.	Description		
ME910	1955-62 Six cylinder (included in starter REME426, and REME427)	each	14.70



• Starter Pedal Return Spring

Part No.	Description		
ME401	1938-59 Six cylinder	each	6.95



• Generator-Specify 7" or 8" Length Housing

Rebuilt, ready to install

Part No.	Description		
REME450	1955-62 Chevrolet 7"	each	84.75
REME450L	1955-62 Chevrolet 8"	each	84.75
USME536	core	each	35.00



• Alternator Pigtail Socket


Part No.	Description		
ELW125	1963-72 For stock alternator with separate voltage regulator.	each	2.45

MECHANICAL

...visit our website for **SPECIAL savings!**



ENGINE ELECTRICAL (continued)



• Distributor - Rebuilt

Plus core charge.

Part No.	Description		
REME226C	1954-62 Chevrolet and 1954-59 GMC.....	each	115.00
REME850	1963-72 Inline six cylinder	each	65.50
REME852	1958-72 small block V-8	each	85.50
ME268	Core charge for REME226C, REME850 and REME852	core	30.00



• Distributor Vacuum Advance

Part No.	Description		
REME253	1937-62 Inline six cylinder	each	49.50
MEE250	1963-72 Inline six cylinder	each	13.95
MEE320	1958-70 Chevrolet and 1965-70 GMC small block V-8	each	14.95



• Vacuum Advance Line

From vacuum advance to original carburetor. 100% authentic in appearance, application, and fit! Six cylinder.

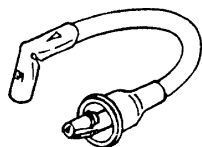
Part No.	Description		
MEE158	1955-57 Chevrolet, OE steel	each	24.50
MEE159	1955-57 Chevrolet, stainless	each	30.50
MEE157	1958-59 Chevrolet, OE steel	each	22.50
MEE156	1958-59 Chevrolet, stainless	each	30.00
MEE160	1960-63 Chevrolet, OE steel	each	24.50
MEE161	1960-63 Chevrolet, stainless	each	29.95
MEE162	1964-66 Chevrolet, OE steel	each	22.50
MEE163	1964-66 Chevrolet, stainless	each	29.95



• Modified HEI Distributor, Six Cylinder

This electronic ignition greatly improves starting and performance. No points to wear out! No gradual change in timing! A late model modern GM distributor has been machined to fit the older inline six. This excellent used modified housing includes new coil, rotor, cap, lead wire, vacuum advance, and instructions. Twelve volt only. No core charge. This small distributor and small round coil look similar to the 1937-62 six cylinder unit. Does not take away from the original appearance!

Part No.	Description		
HPD150	1954-62 Chevrolet and 1954-59 GMC	each	255.50



• Spark Plug Wire Set

Part No.	Description		
ELW540	1954-62 Set of wires with insulated caps (6 cylinder).....	set	19.95
ELW542	1937-62 Set of wires with insulated caps (6 cylinder) HEI.....	set	27.95



• Spark Plugs

Part No.	Description		
ME452	1949-62 Chevrolet and 1939-59 GMC six cylinder 14mm	each	4.95
ME550	1963-72 Chevrolet 230, 250, and 292 six cylinder	each	4.95
ME551	1960-66 GMC 305 V-6.....	each	4.95

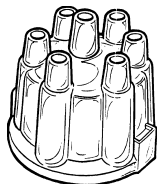
MECHANICAL

...visit our website for SPECIAL savings!

ENGINE ELECTRICAL (continued)

• Distributor Caps

Part No.	Description	
ME294	1954-62 Chevrolet 235 inline six cylinder and 1954-59 GMC 2-3/4" tall	each 15.50
ME500	1955-57 Chevrolet 265 V-8	each 18.95
ME293	1939-59 GMC inline six cylinder (2" tall)	each 17.50
MEE123	1957-72 Chevrolet V-8 283 and 327	each 19.75
ME614	1960-66 GMC V-6	each 15.50
MEE109	1963-72 Chevrolet inline six cylinder	each 17.50



• Distributor Point Sets

Part No.	Description	
ME385	1954-62 Chevrolet and 1954-59 GMC 1 3/4" long	each 18.95
ME384	1939-59 Chevrolet inline six cylinder 2 1/8" long	each 15.75
ME502	1955-57 Chevrolet 265 V-8	each 12.95
MEE113	1958-72 283, 327 V-8	each 10.95
ME616	1960-66 GMC V-6	each 15.75
MEE107	1963-72 Chevrolet inline six cylinder	each 12.95




• Distributor Rotors

Part No.	Description	
ME381	1939-59 GMC inline six cylinder	each 7.50
ME382	1954-62 Chevrolet inline six cylinder	each 6.50
ME501	1955-57 Chevrolet 265 V-8	each 6.95
MEE112	1958-72 283, 327 V-8	each 5.75
ME615	1960-66 GMC V-6	each 6.75
MEE108	1963-72 Chevrolet inline six cylinder	each 6.50



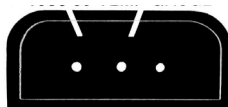
• Distributor Condensers

Part No.	Description	
ME387	1933-62 Chevrolet inline six cylinder	each 9.95
ME389	1937-59 GMC inline six cylinder	each 9.95
ME503	1955-57 Chevrolet 265 V-8	each 9.50
ME617	1960-66 GMC V-6	each 9.95
MEE106	1963-72 Chevrolet inline six cylinder	each 8.50
MEE114	1958-72 283, 327 V-8	each 6.75



• Temperature Sending Units

Part No.	Description	
REME931	1955-59 Chevrolet six cylinder, mechanical with gas filled line, rebuilt	each 65.00
REME931V	1955-59 Chevrolet six cylinder, mechanical with gas filled line, rebuilt and extended for V-8	each 85.00
REME932	1955-59 GMC, mechanical six cylinder (with capillary tube)	each 75.00
REME932V	1955-59 GMC, mechanical six cylinder (with capillary tube extended for V-8)	each 89.00
ME60612	1955-72 For electric units, brass threaded electrical plug, V-8 and most six cylinders	each 12.50
ME671	Core Charge for REME931 and REME931V	core 30.00



1955 TEMP GAUGE



MECHANICAL

...visit our website for **SPECIAL savings!**



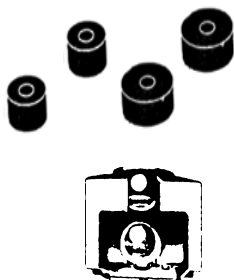
ENGINE ELECTRICAL (continued)



• Temperature Gauge Reduction Bushing

Reduces size for sending unit in head if you use a mechanical temperature gauge with gas filled line.

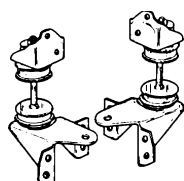
Part No.	Description	
ME275	1955-62 six cylinder and V-8	each 6.50



ENGINE COMPONENTS

• Motor Mounts

Part No.	Description	
ME220	1955-59 Front six cylinder and V-8 (4 small and 4 large rubber donuts) 1960-62 non powerglide Chevrolet	set 16.95
ME219	1954-59 Rear upper and lower six cylinder and V-8, and 1960-62 Rear non-powerglide (for one side only)	pair 22.00
MEE315	1960-72 V-8 small block and 1963-72 six cylinder	each 11.95



• Front Motor Mount Assembly

Necessary when installing a small block Chevrolet V-8 after removing your six cylinder. Often called "bird legs." Complete with all brackets, support rods, pads, etc. Not used on GMC front cross member.

Part No.	Description	
HP122	1955-59 Chevrolet V-8 in place of six cylinder	set 90.40



• Engine Gasket Sets


American made quality gaskets.

Overhaul Sets

Part No.	Description	
ME210C3	1954-62 Chevrolet 235 engine	set 99.95
ME210C5	1954-62 Chevrolet 261 engine	set 89.95
ME210G1	1939-62 GMC 228, 236, 248, and 270 engines	set 115.00
ME210G2	1952-59 GMC 302 engine	set 115.00
ME210G3	1955-56 GMC 322 V-8 engines	set 115.00
ME210G4	1957 GMC 347 V-8 engines	set 115.00
ME210C7	1955-67 Chevrolet 265, 283 and 327 small V-8 engine	set 89.95

Valve Job Sets

Part No.	Description	
ME211C4	1954-62 Chevrolet 235 engine	set 55.95
ME211C5	1954-62 Chevrolet 261 engine	set 55.95
ME211G1	1939-62 GMC 228, 236, 248, and 270 engines	set 67.95
ME211iG3	1960-69 GMC 305 and 351 engine	set 74.50



MECHANICAL

...visit our website for SPECIAL savings!

ENGINE COMPONENTS (continued)



Engine Side Cover Gaskets

Part No.	Description	
ME3652	1954-62 Chevrolet 235 and Chevrolet 261 engines	each 15.50
ME618	1963-72 Chevrolet 230 and 250 six cylinder engines.....	pair 9.65
ME366	1939-59 GMC 228, 236, 248, 270, and 302 engines.....	each 15.50

Timing Cover Sets

Includes front crankshaft seal.

Part No.	Description	
ME734	1941-62 Chevrolet 235 and 1954-62 Chevrolet 261 engines.....	set 16.95
ME7341	1939-59 GMC 228, 236, 248, 270 and 1952-59 GMC 302 engines.....	set 18.95



Oil Pan Sets

Includes front and rear seals.

Part No.	Description	
ME116C2	1955-62 Chevrolet 235 and 261 engines.....	set 13.50
ME116G1	1939-59 GMC 228, 236, 248, 270, and 302 engines.....	set 15.50



Valve Cover Sets

Part No.	Description	
ME212C2	1954-62 Chevrolet 235 and 261 engines.....	each 12.50
ME212G1	1939-59 GMC 228, 236, 248, 270, and 302 engines.....	each 14.50
ME212C3	1963-72 Chevrolet 230, 250, 292 engines.....	each 9.50
ME212C4	1955-57 228, 236, 248, 270, and 302 engines	each 11.90



Manifold - Between Head and Manifold Sets

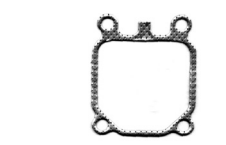
Part No.	Description	
ME255C2	1954-62 Chevrolet 235 and 261 engines.....	set 12.50
ME255G1	1939-59 GMC 228, 236, 248, and 270 engines	set 15.95
ME255C3	set 12.95
ME255G2	1952-59 GMC 302 engine	set 15.95



• Engine Intake Rings

Fits between head and manifold. Prevents most intake air leaks. Set of 3

Part No.	Description	
ME237	1950-62 Chevrolet 235 and 1954-62 261 engines six cylinder	set 7.50
ME236	1939-59 GMC engine	set 7.50



Manifold - Between Intake and Exhaust, 6 Cylinder

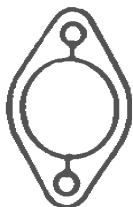
Part No.	Description	
ME3671	1950-62 Chevrolet 235 and 1954-62 Chevrolet 261 engines.....	each 4.95
ME367	1939-62 GMC 228, 236, 248, 270, and 302 engines.....	each 4.50
ME619	1963-72 Chevrolet 230 and 250 engines.....	each 12.50

MECHANICAL

...visit our website for **SPECIAL savings!**



ENGINE COMPONENTS (continued)




Carburetor to Manifold

Part No.	Description	
ME447	1950-62 Chevrolet 235 and 261 and 1956-59 GMC large port 270 engines	each 6.50
ME446	1939-59 GMC 228, 236, 248, and small port 270 engines	each 7.50
ME620	Chevrolet small V-8 2 barrel engine	each 2.95



Thermostat Gaskets, Chevrolet Six

Part No.	Description	
HP536	1937-62 Housing to head	each 2.00
MEE325	1937-62 Thermostat cover to housing	each 1.95



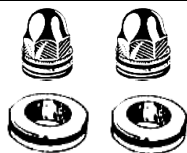
Crankshaft Rear Seals

Part No.	Description	
ME683	1941-62 Chevrolet 235 engine and 1954-62 Chevrolet 261 engine (Rope style as original)	set 9.65
ME6834	1941-62 Chevrolet 235 and 1954-62 Chevrolet 261 engine, modern design	set 24.00
ME6832	1939-59 GMC 228, 236, 248, 270, and 302 engines (Rope)	set 24.00

• Valve Stem Oil Seals

Oil burning in your Chevrolet engine is often due to deteriorated valve stem seals. These seals are inexpensive and not difficult to install. Set includes umbrella and o-rings.

Part No.	Description	
ME5521	1941-72 Six cylinder 216, 235 and 250 engines (set of 12)	set 7.95
ME5522	1955-67 V-8 265, 283 and 327 engines (set of 16)	set 9.05



• Valve Cover Stud and Seal

Part No.	Description	
ME213	1939-59 GMC Stainless acorn nut	pair 5.00
ME214	1939-59 GMC Stud top seals	pair 2.75

• PVC Grommet

Fits in valve cover and secures pvc valve.

Part No.	Description	
FPF120	1963-72 six cylinder and some V-8's	each 6.00



• Rocker Arm Shafts

Chevrolet (two required per engine)

Part No.	Description	
ME242	1941-62 Chevrolet 216, 235, 261 six cylinder engine	each 39.75



• Rocker Arms - Chevrolet 235 and 261 Engines

Intake

Part No.	Description	
ME803	1959-62 Left	each 22.95
ME804	1959-62 Right	each 22.95

MECHANICAL

...visit our website for *SPECIAL* savings!

ENGINE COMPONENTS (continued)

• Rocker Arms - Chevrolet 235 and 261 Engines (continued)

Exhaust

Part No.	Description		
ME801	1959-62 Left.....	each	22.95
ME802	1959-62 Right	each	22.95



• Push Rods

Part No.	Description		
ME2441	1941-53 Chevrolet 235 and 1941-59 GMC 248, 270, and 302 engines (10-9/16").....	each	4.95
ME412	1955-62 Chevrolet 235 and 261 (11-1/4").....	each	4.95



• Lifters

Part No.	Description		
ME508	1956-62 Chevrolet 235 and 261 engines, mechanical	each	18.95
ME991	1956-62 Chevrolet 235 car engine, hydraulic	each	21.95
ME794	1963-72 Chevrolet six cylinder, hydraulic	each	5.10
ME507	1939-59 GMC All six cylinders.....	each	21.95
ME553	1960-66 GMC 305 V-6 engine, mechanical.....	each	9.05

Note: ME508 will "only mate" with a "cast iron" camshaft. These are normally on the 1955-62 six cylinder truck engines.



• Camshafts

Six cylinders with mechanical lifters.

Part No.	Description		
ME656	1958-62 Chevrolet 235	each	144.50
ME657	1956-58 Chevrolet 235 and 1954-62 Chevrolet 261	each	144.50



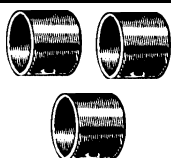
• Camshaft Thrust Plate

Fits between camshaft and gear.

Part No.	Description		
ME727	1937-62 Chevrolet six cylinder	each	13.60
ME990	1939-59 GMC six cylinder	each	15.95

• Camshaft Bushings

Part No.	Description		
ME673	1955-62 Chevrolet 235 and 261 (with large journals).....	set	25.75
ME658	1939-59 GMC 228, 248, and 302 and 1952-59 GMC 270 and 302 engines.....	set	34.50



• Valves - Intake

Part No.	Description		
ME2461	1954-62 Chevrolet 235 high pressure engine and 1954-62 Chevrolet 261 (1.88" diameter head).....	each	16.50
ME247	1939-53 GMC 228, 248 and 1954-59 270 Small port engine.....	each	21.00
ME2472	1954-59 GMC 270 Large port engine	each	21.00



MECHANICAL

...visit our website for **SPECIAL savings!**



ENGINE COMPONENTS (continued)

• Valves - Exhaust



Part No. Description

ME248	1950-62 Chevrolet 235 and 1954-62 Chevrolet 261 engine	each	16.40
ME249	1954-63 GMC 270 small port engine	each	19.50
ME2492	1954-63 GMC 270 large port engine	each	16.40
MEE412	1954-63 GMC 302 only engine	each	12.95

• Valve Seats - Exhaust, Hardened

When you have a concern of wearing down the original valve seats due to lack of lead in modern gasoline.

Part No. Description

MEE127	1954-62 Chevrolet 235	each	4.00
--------	-----------------------------	------	------

• Valve Guides

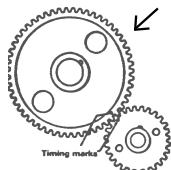


Part No. Description

ME524	1941-62 Chevrolet, intake	each	4.00
ME525	1941-62 Chevrolet, exhaust	each	4.00
MEE124	1939-59 GMC intake and exhaust	each	5.00

• Timing Gears - Camshaft

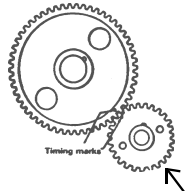
Choose either fiber or aluminum. Six cylinder.



Part No. Description

ME439F	1937-62 Chevrolet and 1939-59 GMC fiber, for quieter operation	each	42.50
ME439A	1937-62 Chevrolet and 1939-59 GMC aluminum, as original on trucks	each	46.50

• Timing Gear - Crankshaft



Part No. Description

ME440	1940-62 Chevrolet six cylinder	each	25.00
ME512	1939-59 GMC six cylinder	each	72.50

• Timing Chain and Gears

Includes camshaft, crankshaft gear, and timing chain.



Part No. Description

ME821	1960-66 GMC V-6 chain only	set	65.50
ME8212	1955-67 Chevrolet V-8 3 pcs set	set	29.95

• Harmonic Balancer



Part No. Description

HP136	292 inline six double grooved for accessories 3/8"	each	78.00
HP1361	230 and 250 six cylinder	each	78.00

...visit our website for SPECIAL savings!

ENGINE COMPONENTS (continued)

• Piston Aluminum, and Ring Sets, Six Cylinder

We are the source for most all early Chevrolet six cylinder pistons from 1954 through 1962. Some are in stock and some will be ordered for you. All recently manufactured are aluminum, not cast iron.

As pistons always required new rings, we provide these in matched sets below. Check our web site for the exact part number on piston and ring sets not listed on this page.



Part No.	Description		
MEE623	STD 1954-62 Chevrolet 235 piston and rings.....	set	259.95
MEE624	.010 1954-62 Chevrolet 235 piston and rings.....	set	259.95
MEE625	.020 1954-62 Chevrolet 235 piston and rings.....	set	259.95
MEE626	.030 1954-62 Chevrolet 235 piston and rings.....	set	259.95
MEE627	.040 1954-62 Chevrolet 235 piston and rings.....	set	259.95

• Piston Sets, Six Cylinder

When replacing pistons, **always add new piston rings.** Includes pins.



Part No.	Description		
ME659S	STD 1941-62 Chevrolet 235 engine	set	245.00
ME65902	.020 1941-62 Chevrolet 235 engine	set	245.00
ME65903	.030 1941-62 Chevrolet 235 engine	set	245.00
ME65904	.040 1941-62 Chevrolet 235 engine	set	245.00
ME65906	.060 1941-62 Chevrolet 235 engine	set	280.00
ME660S	STD 1954-62 Chevrolet 261 engine (Special order only!)	set	198.00
ME660O	Oversize 1954-62 Chevrolet 261 engine (Special order only, specify size!)	set	198.00
ME484S	STD 1955-59 GMC (Special order only!)	set	375.50
ME484O	Oversize 1955-59 GMC (Special order only, specify size!)	set	375.50

Note: For GMC 4 ring pistons, we need the casting number off of the block, engine size, piston size, and the ring groove dimensions.

• Piston Ring Sets

Ring groove for the Chevrolet 235 low pressure engine are the usual width dimensions as follows: 12 x compression rings 1/8", and 6 x oil rings 3/16".

Part No.	Description		
MEE367S	STD 1941-62 Chevrolet 235 engine aluminum pistons	set	65.50
MEE36702	.020 1941-62 Chevrolet 235 engine aluminum pistons	set	65.50
MEE36703	.030 1941-62 Chevrolet 235 engine aluminum pistons	set	65.50
MEE36704	.040 1941-62 Chevrolet 235 engine aluminum pistons	set	65.50
MEE36706	.060 1941-62 Chevrolet 235 engine aluminum pistons	set	65.50
MEE661S	STD 1954-62 Chevrolet 261 engine (Special order only!)	set	69.50
MEE661O	Oversize 1954-62 Chevrolet 261 engine (Special order only, specify size!)	set	69.50
ME555S	STD Chevrolet V-8 Cast Iron (Special order only, specify year and size!)	set	49.50
ME555O	Oversize Chevrolet V-8 Cast Iron (Special order only, specify year and size!)	set	49.50
ME369S	STD Chevrolet or GMC Inline 6 (Special order only, specify year and size!)	set	130.00
ME369O	Oversize Chevrolet or GMC Inline 6 (Special order only, specify year and size!)	set	130.00

Note: For GMC piston rings, we need the casting number off of the block, engine size, piston size, and the ring groove dimensions.

ENGINE COMPONENTS (continued)

• Engine Crankshaft Main Bearing Inserts

Part No.	Description	
ME306S	STD 1955-62 Chevrolet 235 and 261 engine	set 110.75
ME306U1	.010 1955-62 Chevrolet 235 and 261 engine	set 110.75
ME306U2	.020 1955-62 Chevrolet 235 and 261 engine	set 110.75
ME306U3	.030 1955-62 Chevrolet 235 and 261 engine	set 110.75
ME556S1	STD 1955-67 Chevrolet 265 and 283 V-8 engine	set 56.50
ME556U1	.010 1955-67 Chevrolet 265 and 283 V-8 engine	set 56.50
ME556U2	.020 1955-67 Chevrolet 265 and 283 V-8 engine	set 56.50
ME556U3	.030 1955-67 Chevrolet 265 and 283 V-8 engine	set 56.50
MEE560S	STD 1956-62 GMC 270 and 302 engine	set 198.00
MEE560U	Undersize 1956-62 GMC 270 and 302 (Specify size!)	set 198.00
ME516S	STD 1939-62 GMC Inline 6 (Special order only!)	set 250.00
ME516U	Undersize 1939-62 GMC Inline 6 (Special order only, specify size!)	set 250.00
ME557S	STD 1960-66 GMC 305 V-6 (Special order only!)	set 62.15
ME557U	Undersize 1960-66 GMC 305 V-6 (Special order only, specify size!)	set 62.15

Note: For GMC, we need the casting number off of the block, engine size.

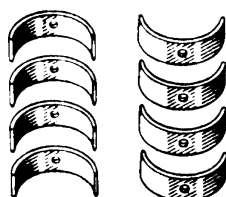
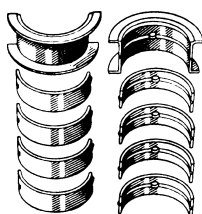
• Engine Connecting Rod Insert Bearings - Original

Part No.	Description	
ME370S	STD 1954-62 Chevrolet 235 and 261 engine	set 81.50
ME370U1	.010 1954-62 Chevrolet 235 and 261 engine	set 81.50
ME370U2	.020 1954-62 Chevrolet 235 and 261 engine	set 81.50
ME370U3	.030 1954-62 Chevrolet 235 and 261 engine	set 81.50
ME517S	STD 1939-55 2nd GMC (Special order only, specify size!)	set 250.00
ME517U	Undersize 1939-55 2nd GMC (Special order only, specify size!)	set 250.00
MEE561S	STD 1956-59 GMC 270 and 302 engine	set 89.00
MEE561U	Undersize 1956-59 GMC 270 and 302 engine	set 89.00
ME558S	STD 1960-68 GMC V-6 (Special order only!)	set 39.55
ME558U	Undersize 1960-68 GMC V-6 (Special order only, specify size!)	set 39.55

Note: For GMC, we need the casting number off of the block.

• Oil Pump - New

Part No.	Description	
ME252	1955-62 Chevrolet 235 and 261 engine, six cylinder.....	each 149.50
ME559	1960-66 GMC V-6 engine	each 149.50
MEE138	1955-57 Chevrolet 265 V-8 engine	each 74.95
MEE139	1958-67 Chevrolet 283 and 327 V-8 engine	each 29.50
MEE137	1963-72 Chevrolet 230, 250, and 292, six cylinder	each 44.50



MECHANICAL

...visit our website for **SPECIAL savings!**

ENGINE COMPONENTS (continued)

• Oil Pump Rebuild Kit


Part No.	Description	
ME2911	1939-63 GMC 228, 248, 270, and 302 engines.....each	69.50
MEE137	1963-72 Chevrolet 230, 250 and 292 engines.....each	44.50



• Oil Pressure Sender

For red light on dash cluster.

Part No.	Description	
MEO210	1958-72 Activates at 3-7 pounds pressure, as original.....each	8.75



• Oil Filters, Not Spin-on Type

Part No.	Description	
ME289	1937-62 six cylinder 4 1/2 " Inch diameter.....each	25.95
ME756	1937-62 six cylinder 4 1/8 " inch diametereach	25.95
ME373	1939-59 GMC six cylinder 3 5/8" inch diameter.....each	23.95
ME793	1956-69 small block V-8 and 1958-62 six cylinder 261each	14.95

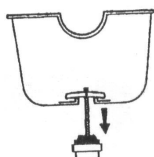
• Oil Filter, Spin-On Type

Part No.	Description	
MEE129	1963-72 six cylinder and 1968-72 V-8each	8.95



• Oil Pan Drain Plug, Original

Part No.	Description	
MEO208	1938-72each	2.95



• Oil Pan Plug Repair

When your oil pan drain threads are damaged and leaking, don't remove and replace the pan. This patented winged drain plug saves time and money. No special tools.

Part No.	Description	
MEO207	1938-72each	18.95

• Engine Block Freeze Plug Kit

Part No.	Description	
MEE254	1937-62 Chevrolet 216, 235, and 261 enginekit	14.95

• Oil Line Brass Fittings

On right side where dash gauge out line attaches to block.

Part No.	Description	
MEO197	1937-62 Original dash gauge, oil line to blockeach	3.50
MEO198	1941-62 T-Fitting. Connects above line fitting and accessory oil filter lineeach	6.75




MECHANICAL

...visit our website for **SPECIAL savings!**



ENGINE COMPONENTS (continued)

TL



• Engines - Used Short Block

We supply used short blocks that have been checked for cracks for the 235 1955-62. These are one of the "greats" of past Chevrolet engines. (Does not include head.)

Part No. Description

Used	1955-59 Chevrolet 235 Inquire!	each	75.00
Used	1960-62 Chevrolet 235 Inquire!	each	75.00

•Used Head

Checked for cracks! Call on Availability!

Part No. Description

Used	Chevrolet 235 (Specify year) Inquire!	each	250.00
------	---	------	--------

EXHAUST PARTS

• Exhaust Manifolds, Small Block V-8

Plug the 4 threaded A.I.R. smog control casting holes.

Part No. Description

MEE341	1957-72 Two wheel drive, (tapered back outlet drop) left.....	each	149.95
MEE340	1957-72 Two wheel drive, (tapered back outlet drop) right.....	each	149.95
MEE410	1957-72 4x4 and some two wheel drives (straight down outlet pipe) left or right	each	149.95

Note: These manifolds will not attach to a 12 volt generator as used on 1957-62.

• Exhaust Manifold Studs

Holds pipe to manifold. Includes washers, and nuts.

Part No. Description

MEE345	1957-72 set of three, V-8 (also fits six cylinder).....	set	12.50
--------	---	-----	-------

• Exhaust Pipe Gaskets

We stock the following gasket (between manifold and exhaust pipe). Specify your style.

Part No. Description

ME526	2" donut gasket	each	3.50
ME5261	3" donut gasket	each	3.50
ME527C	2" hole flat gasket	each	3.50
ME527G	3 hole flat gasket, GMC	each	3.95

• Heat Riser Springs

Part No. Description

ME188	1937-65 Six cylinder, fits on or beside exhaust manifold	each	17.75
ME710	1960-72 Chevrolet, complete assembly with spring	each	54.80

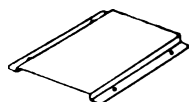
MECHANICAL

...visit our website for SPECIAL savings!

EXHAUST PARTS (continued)

• Tail Pipe Hanger Strap

Part No.	Description		
ME234	All Years, universal type.....	each	6.00



• Tail Pipe Heat Shield

Protects bed wood from tailpipe above rear axle.

Part No.	Description		
BP152	1947-72.....	each	7.95



• Muffler

We had these round heavy duty aluminized units reproduced so you could have them with the correct dimensions. 25" long x 2" inlet x 1 3/4" outlet.

Part No.	Description		
ME232	1934-62 Chevrolet or GMC.....	each	54.50



• Muffler Clamps

Part No.	Description		
ME528	All years 1-7/8" outlet for ME232	each	2.25
ME529	All years 2" inlet for ME232.....	each	2.50



• Muffler Hanger

Original band type that wraps around ME232 above.

Part No.	Description		
ME233	Chevrolet and GMC	each	14.95




FRONT END AND STEERING PARTS

• Hubs, 4x4

When its time to replace your 4x4 hubs, choose from these superior quality units. Each is built to exacting standards by a company with over 30 years experience in hub manufacturing.

Part No.	Description		
MEB156	1957-59 1/2 ton (NAPCO)	pair	299.50
MEB157	1960-68 1/2 ton.....	pair	290.00
MEB158	1954-56 3/4 and 1 ton (NAPCO)	pair	290.00
MEB159	1957-59 3/4 and 1 ton (NAPCO)	pair	290.00
MEB160	1960-72 3/4 ton.....	pair	140.00



• Kingpins with Bushings

Part No.	Description		
ME1732	1955-59 1/2 ton Standard	set	89.75
ME1762	1955-59 1/2 ton (Oversize .010)	set	89.75
ME175	1955-59 3/4 and 1 ton Standard	set	95.50
ME351	1955-59 3/4 and 1 ton (Oversize .010).....	set	95.50
ME352	1955-59 3/4 and 1 ton (Oversize .020).....	set	95.50
ME663	1951-59 1-1/2 ton and 1947-59 2 ton Standard.....	set	109.95

MECHANICAL

...visit our website for **SPECIAL savings!**



FRONT END AND STEERING PARTS (continued)


• Drag Link, Complete with Ends

Fits between steering link and pitman arm. 17" long.

Part No.	Description		
ME269	1955-59 1/2, 3/4, and 1 ton.....	each	94.95

• Tie Rod

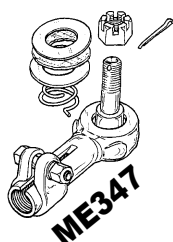
Part No.	Description		
ME455	1955-59.....	each	44.50



• Tie Rod Ends, Straight Axle

Note: The modern 1/2 ton two wheel drive tie rod end assemblies were introduced in the 1960's to replace the original multi-piece system used with 1934-59 straight axle trucks. They attach to the tie rod as a one piece unit and make steering easier. **NOTE:** These replacement 1/2 ton tie rod ends (ME347L and R) are a 1/2 inch shorter than original multi-piece units. This allows the use of some wider, aftermarket wheels.

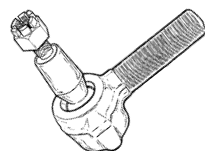
Part No.	Description		
ME347L	1934-59 Left, 1/2 ton modern type (replaces multi-piece end)	each	39.95
ME347R	1934-59 Right, 1/2 ton modern type (replaces multi-piece end)	each	39.95
ME348L	1934-59 Left, 1 and 1-1/2 ton	each	43.95
ME348R	1934-59 Right, 1 and 1-1/2 ton	each	43.95
ME537L	1948-59 Left, Cab Over Engine (COE) and other 2 ton as original	each	57.00
ME537R	1948-59 Right, Cab Over Engine (COE) and other 2 ton as original	each	57.00



• Tie Rod Ends 4x2, Independent Front Suspension

Fit left or right.

Part No.	Description		
ME438	1960-62 1/2 ton (inner)	each	43.50
ME461	1960-62 1/2 ton (outer)	each	33.95
ME569	1963-64 1/2 ton (inner)	each	39.55
ME572	1963-64 1/2 ton (outer)	each	33.95
ME570	1965-70 1/2 ton (inner)	each	17.95
ME573	1965-70 1/2 ton (outer)	each	14.25
MES138	1960-64 3/4, 1 and 1-1/2 ton, (outer)	each	41.50
MES137	1965-66 3/4, 1 and 1-1/2 ton, (inner)	each	41.50



• Tie Rod Ends, 4x4

Part No.	Description		
ME783	1964-66 1/2 ton and 1961-66 3/4 ton (left)	each	33.90
ME784	1964-66 1/2 ton and 1961-66 3/4 ton (right)	each	33.90

• Tie Rod Adjusting Sleeve

Part No.	Description		
MES120	1965-70 1/2, 3/4 and 1 ton (manual steering).....	each	8.95



MECHANICAL

...visit our website for SPECIAL savings!

FRONT END AND STEERING PARTS (continued)



• Tie Rod Repair Kit

Rebuilds the original style multi-piece ends. Includes necessary cups and spring.

Part No. Description

ME180TR	1929-59 1/2, 3/4, and 1 ton, both ends (1 per truck)	kit	34.95
---------	--	-----	-------




• Tie Rod Replacement Balls

Replaces worn, egg shaped balls in original system. Improves steering. Comes with two of each per set.

Part No. Description

ME265N	1934-59 Non-threaded, straight shaft as original.....	pair	28.00
ME265T	1934-59 Threaded, straight shaft (replaces ME265N for easier installation).....	pair	28.75
ME664	1946-59 3/4 ton threaded ends and tapered shaft.....	pair	59.50



• Grease Fittings

Part No. Description

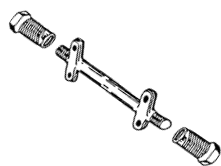
ME192	Steering Kit for tie rod and kingpins.....	set	4.80
ME193	1940-59 Spring Kit for all 4 springs.....	set	7.40

• Upper Control Arm Assembly, Used

With bushing and good upper ball joint. Ready to install.

Part No. Description

USME577L	1960-62 1/2 ton (left)	each	Inquire!
USME577R	1960-62 1/2 ton (right)	each	Inquire!



• Upper Control Arm Shaft Kits

Two kits needed per truck.

Part No. Description

ME764	1963-72 1/2 ton.....	kit	29.50
ME787	1963-72 3/4 and 1 ton.....	kit	54.50

• Lower Control Arm Repair Kit

Part No. Description

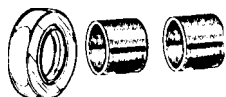
ME715	1963-72 1/2 ton.....	set	47.50
-------	----------------------	-----	-------



• Pitman Arm - Two Wheel Drive 4x2

Part No. Description

ME701	1960-62 1/2, 3/4, 1, and 1-1/2 ton and 1963-66 1/2 and 3/4 ton.....	each	70.00
-------	---	------	-------



• Steering Sector Seal and Two Sector Bushings

Tightens the horizontal sector shaft that extends from steering box. Included in ME736.

Part No. Description

ME297	1937-72.....	set	24.95
-------	--------------	-----	-------



• Spindle Castellated Nut

Threads on spindle and secures wheel bearings. Allows use of required cotter pin.

Part No. Description

ME504	1941-59 1/2 ton 3/4" x 20 threads.....	each	2.95
-------	--	------	------

MECHANICAL



...visit our website for SPECIAL savings!

FRONT END AND STEERING PARTS (continued)


• Ball Joints, New - 1/2 & 3/4 Ton Two Wheel Drive 4x2

Upper

Part No.	Description		
ME462	1960-62 1/2 ton and 1960-63 3/4 ton	each	64.95
ME482	1963-70 1/2 ton.....	each	32.95
ME712	1964-70 3/4 and 1 ton.....	each	55.95

Lower


Part No.	Description		
ME463	1960-62 1/2 and 3/4 ton	each	59.00
ME483	1963-70 1/2 ton.....	each	32.95
ME713	1963-70 3/4 and 1 ton.....	each	55.95



ME463

• Idler Arms

Part No.	Description		
ME471	1963-66 1/2 ton.....	each	67.80
ME4712	1960-62 1/2 and 3/4 ton, 1963-66 3/4 ton.....	each	99.00



• Suspension Attaching Kit - Stainless Steel

This stainless steel fastener and u-bolt kit gives an excellent appearance on your custom truck suspension. All the needed clamps, u-bolts, and fasteners. 1/2 ton, 2wd.

Part No.	Description		
MES160	1963-72 Front suspension	kit	224.00
MES162	1960-66 Rear suspension.....	kit	199.00

• Steering Box Rebuild Kit

This kit includes bearing, bushings, ball bearings, adjuster bolt, gaskets, and instruction booklet. Everything you need to rebuild your steering box except worm gear!

Part No.	Description		
ME736	1955-59.....	kit	86.95



• Steering Gear Box

Part No.	Description		
REME115	1960-66 2WD 1/2 Ton.....	each	250.00
MEE600	core.....	each	125.00

• Power Steering Pump Mounting Bracket

The most difficult to locate parts when placing factory power steering on your 1963-1972 truck or car 230, 250, and 292 six cylinder engine. Includes brackets to mount the more common GM power steering pump to the front side of your engine. Just like GM did it! Much research and tooling were made to make these brackets just right. You don't need a V-8 to get GM factory power steering. If you are in need of a double pulley harmonic balancer to operate the pump check part number HP136. Made in the USA!

Part No.	Description		
MEE351	1963-72 Six cylinder	kit	259.95



MECHANICAL

...visit our website for SPECIAL savings!

FRONT END AND STEERING PARTS (continued)

• **Power Steering Pump Filler Cap**

Part No.	Description		
MEE507	1963-72	each	6.95

• **Power Steering Crankshaft Pulley**

Part No.	Description		
MEE488	1963-72 small block V-8	each	44.75

FUEL SYSTEM

See CAB RELATED PARTS for gas filler neck grommets, filler hose, clamps, etc.

• **Fuel Pumps**

1937-62 Chevrolet and 1939-59 GMC 6 cylinder engine

Part No.	Description		
ME221	Metal top type, single action	each	59.95
ME737	Glass top type, single action, as original	each	64.95
ME222	Double action metal top. Designed to act also as a vacuum booster to help stop slow down of wiper motor.	each	110.00

Chevrolet and GMC, other

MEE609	1955-56 Chevrolet, 265 V-8 engine	each	52.95
MEE484	1955-71 V-8 without vapor return line	each	29.50
MEE360	1960-69 GMC V-6 305 and 351 engine	each	74.50
MEE361	1963-72 Chevrolet inline six cylinder	each	26.00

• **Fuel Pump Rebuilding Kit**

For reconditioning the original GM six cylinder single action "glass top" units.

Part No.	Description		
ME228	1937-62.....	kit	48.75

• **Fuel Lines - Chevrolet, Six Cylinder**

100% Authentic in appearance, application, and fit.

Pump to Original Rochester Carburetor

Part No.	Description		
MEE208	1955-57 Chevrolet Steel	each	23.95
MEE209	1955-57 Chevrolet Stainless Steel	each	29.50
MEE206	1958-59 Chevrolet Steel	each	23.95
MEE207	1958-59 Chevrolet Stainless Steel	each	30.50

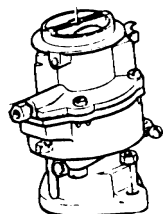
• **Tank to Pump, Six Cylinder**

100% Authentic in appearance, application, and fit.

Part No.	Description		
MEE116	1955-56 Steel, 2 piece set	pair	65.50
MEE115	1955-56 Stainless steel, 2 piece set	pair	89.50
MEE118	1957 Steel, 2 piece set	pair	65.50
MEE117	1957 Stainless, 2 piece set	pair	89.50
MEE120	1958-59 Steel, 2 piece set	each	65.50
MEE119	1958-59 Stainless steel, 2 piece set	each	89.50



FUEL SYSTEM (continued)



• Carburetors

For Chevrolet, Six Cylinder

Part No. Description

REME520 1954-62 Chevrolet Carter Y-F 235 engine.
Excellent aftermarket style.....each 215.00

Note: We must have core for REME520.

REME378 1954-59 Chevrolet Rochester 235 and 261 engineeach 210.00

REME378A 1954-59 Chevrolet Rochester 235 and 261 engineeach 210.00

REME637 1960-62 Chevrolet Rochester 235 and 261 engineeach 185.00

REME695 1963-67 Chevrolet Rochester Model B 230 and 250 engine (Not Later
Monojet style, manual choke)each 175.50

ME267 Core charge for six cylindercore 50.00

NOTE: REME378A is from Chevrolet cars which use an automatic choke system. If you want an automatic choke on your truck, this carb is for you.

For GMC, Six Cylinder

Part No. Description

REME762 1947-59 Zenith, with ridge on top outer perimeter,
to better hold air filter.(inline six)each 225.00

REME379 1960-66 Stromberg V-6, 305 and 351each 298.00

ME638 Core charge for REME379, REME762core 60.00

Note: We need your core for REME379 and REME762.

For Chevrolet, V-8

Part No. Description

REME636 1955-59 Chevrolet V-8 Rochester 2 barreleach 225.00

ME638 Core charge for REME636each 60.00

REME583M 1960-68 Chevrolet Rochester 2 barrel
V-8 manual chokeeach 225.00

REME583A 1960-72 Chevrolet Rochester 2 barrel
V-8 automatic chokeeach 270.25

ME584 Core charge for REME583 M and Acore 35.00

• Carburetor Repair Kits

Sorry, we can't take back kits once they have been opened.

Part No. Description

ME473 1937-62 Chevrolet and GMC Carter Y-F
(aftermarket unit)kit 44.95

ME530 1939-60 Chevrolet "Cab Over Engine" (COE) Carterkit 56.50

ME224 1950-62 Chevrolet Rochester 6 cylinderkit 24.50

ME585 1955-69 Chevrolet Rochester 2 barrel V-8 engineset 23.50

ME586 1960-66 GMC V-6 2 barrel Strombergset 69.00

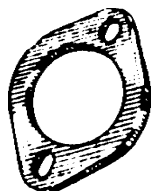
MEE136 1963-67 250 inline six cylinder engine
Rochester Model Bkit 31.75

ME225 1939-59 GMC Zenith six cylinder one barrelkit 59.00

MEE134 1957-66 Chevrolet Rochester V-8 4 barrel enginekit 29.95

...visit our website for *SPECIAL* savings!

FUEL SYSTEM (continued)



• Carburetor Insulator Plates

Slows heat transfer from intake manifold to carburetor. Exact as original.

Part No.	Description	
ME259	1950-62 Chevrolet 235, 261 engine, (1-3/4" throat) and many 1957-59 GMC 302 six cylinder engine.....each	9.95
ME273	1939-59 GMC 228, 236, 248, engine and 1941-62 GMC small port 270 (1-1/2" throat) six cylinder.....each	9.95

• Carburetor Float

Part No.	Description	
ME827	1950-62 Chevrolet Rochester, six cylinder	16.00
MEG122	1958-72 Chevrolet Rochester 2 barrel, V-8	16.00



• Carburetor Gas Filter


An authentic GM option which helps in removing dirt particles and water before entering the carburetor. Almost identical to original including metal top, glass bowl, and internal filter. Attaches to side of carburetor.

Part No.	Description	
ME668	Carburetor gas filter assembly 1955-62 six cyl.....each	24.95
MEG121	Carburetor gas filter assembly, 1955-72 V-8 and 1963-72 six cyl.each	3.95



• Carburetor Gas Filter Element

Part No.	Description	
ME669	Replacement element for ME668 above	7.50



• Carburetor Fuel Line and Fuel Pump Inlet Fitting

Part No.	Description	
MEE608	1934-62 (allows line to attach to carburator)	4.95



• Accelerator Linkage with Firewall Bracket

Used with a V-8 engine in a 1947-59 GM truck. Always necessary if removing the original 6 cylinder. Attaches to accelerator pedal FL115.

Part No.	Description	
HP142	1947-59.....each	57.95

• Carburetor Linkage Grommet V-8

Part No.	Description	
MEG120each	2.50




• Throttle Cable Brass Wire Stop

Attaches to end of cable wire beside carburetor. Six cylinder.

Part No.	Description	
ME403	1937-59 (Fits on cable end).....each	1.75

...visit our website for SPECIAL savings!

FUEL SYSTEM (continued)



• Gas Tanks, New

Fits behind the seat as original. Our new galvanized reproductions are shaped and formed just like GM's.

Part No.	Description		
MEG151	1955-59 New	each	220.95
MEG152	1960-66 New	each	224.00

• Gas Tank Sender

Part No.	Description		
ME487	1954-59.....	each	39.50
ME????	1960-66.....	each	39.50

• Gas Tank Sealer

"The best on the market" see our PAINT SECTION for our POR-15 gas tank sealer.



• Gas Tank Straps

Secures in-cab mounted tanks as original. Includes straps and attached mounting steel tabs.

Part No.	Description		
MEG102	1955-59.....	pair	29.95

• Gas Tank Installation Pads


Protects original tank from direct cab and strap contact. Chevrolet and GMC.

Part No.	Description		
MEG126	1949-59.....	set	14.95
MEG129	1960-66.....	set	14.95



...visit our website for **SPECIAL savings!**

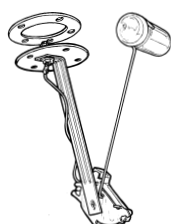
FUEL SYSTEM (continued)



• Gas Tank Conversion

Moves tank location from in cab to under bed behind hump in frame. Attaches to frame rails with included tank straps. Sending unit lock ring provided. You place more modern gas door in bed side or bed. This kit is almost a bolt-in assembly and requires no cutting of frame. Does not include the needed ME790 gas tank sending unit, below.

Part No.	Description	
MEG105	1963-72.....	kit 235.00



• Gas Tank Sending Units

Including float gasket and filter. Pickup body style tank.

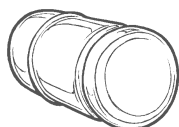
Part No.	Description	
ME487	1954-59	each 39.50
MEG133	1955-59 Panel and suburban only.	each 39.50
ME488	1960-66.....	each 49.95
USME488	1960-66 Good used unit when available	each 39.55
ME790	1963-72 Use in MEG105 conversion kit above	each 72.25



• Gas Tank Sending Unit "Filter" Screen

Fits on gasoline pickup tube. An excellent addition to keep rust particles in old tanks out of the fuel system. Included in above sending units.

Part No.	Description	
ME754	1954-66.....	each 14.95



• Gas Tank Float, GM

These are pure GM design, Not the smaller Ford style as often marketed.

Part No.	Description	
ME489	1947-72 Brass, as original	each 5.50



• Gas Tank Sender Gasket

Fits on top of tank. Improved replacement of original cork and rubber.

Part No.	Description	
ME490	1936-66.....	each 1.95



• Gas Tank Lower Flex Hose

Fits near lower front of tank.

Part No.	Description	
ME607	1954-60.....	each 14.95



• Gas Caps

Part No.	Description	
ME496	1938-71 Chrome, non-locking	each 9.95
ME497	1938-66 Chrome, locking type with Bowtie emblem and 2 keys	each 37.95
MEE103	1938-66 Chrome, Locking without Bowtie emblem and 2 keys	each 23.95

Note: See CAB RELATED PARTS section for gas filler neck grommet, filler hose, clamps, and etc.

• Gas Tank Sending Unit Wire Grommet

Part No.	Description	
FP1831	1949-59.....	each .95



HEATER COMPONENTS

• Heater Control Head - Deluxe Original Type

When using the deluxe factory heater, an in-dash head with levers is necessary to operate the assembly. We can provide this important component.

Part No. Description

MEH260 1964-66 Chevrolet with 3 levers like originaleach 135.95

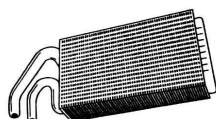


• Heater Control Head-Add on Air Conditioning

In dash unit for trucks with new modern add on air. Looks almost identical to the stock MEH260. Used with air conditioning system MEA116.

Part No. Description

MEH261 1964-66.....each 125.00



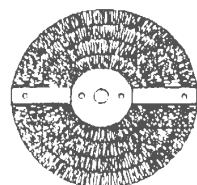
• Heater Cores - Fresh Air Deluxe Style

Note: MEH250 will work on 1960-63 if you use the outlet tank from your core.

Part No. Description

MEH250 1964-66 Non-Air (dimensions 6-3/8" x 9-1/2")each 71.50

MEH251 1964-66 With Air (dimensions 6-3/8" x 7-1/8")each 63.50




• Heater Core - Recirculator Round Style

We found the last US company that still produces round GM heater cores! Consists of the two half circle cores, just like original. You solder these to your tank and copper pipes to make the complete 8.25 inch diameter unit for your sheet metal housing.

Part No. Description

MEH245 1947-57 Round Core 8 1/4" O.D. x 3 3/4" I.D.pair 289.95




• Heater Blower Motor, Recirculator

Fits well on recirculator round core housing. 12 volt.

Part No. Description

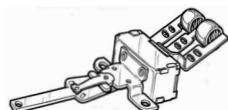
EL116 1947-66 1/4" inch shafteach 59.95



• Heater Blower Motor, Deluxe Fresh Air

1964-72 3/16" inch shaft. With factory air.
Includes round securing plate.....each 29.95

EL194



• Deluxe Heater Blower Switches

Part No. Description

EL174 1955-59 With factory fresh air heatereach 36.95

ELS200 1960-63 With factory fresh air heatereach 36.95

EL192 1964-72each 13.95

...visit our website for SPECIAL savings!

HEATER COMPONENTS (continued)


• Heater Blower Switch -Non-Fresh Air Heaters

Secures under dash with included bracket.

Part No. Description

EL118 1955-59 Rheostat type with lighteach 13.95

Note: Without its bracket this can be used as the standard recirculator heater switch originally placed in dash blank out panel.



• Standard Heater Switch and Pull Cable

Part No. Description

ELS310 1964-66 Recirculator (not factory air) heater.....each 58.95



• Heater Cables, Deluxe Fresh Air Units

Part No. Description

ME766 1955-59 Set of 3set 26.50

MEH220 1960-63 Set of 3set 25.95

ME855 1964-66 Set of 3, non-factory airset 24.75

• Heater Control Valves, Deluxe Fresh Air Units

Part No. Description

MEH257 1955-59 New with right angled rubber hoseeach 72.95

REME203 1960-61 Rebuilt,attaches to heater core tank,
cable attaches on firewall side.....each 54.95

REME204 1962-63 Rebuilt,attaches to heater core tank,
cable attaches on radiator side.....each 54.95

ME203 Core charge for REME203 and REME204core 35.00



• Heater Control Valve Hose

Included in ME257 above. For fresh air heater. Small right angle hose.

Part No. Description

ME539 1955-59.....each 11.75

• Heater Hose Water Shut Off Valve

Fits in the heater hose to control water flow to standard heaters. Can be connected to a wire for an under the dash control.

Part No. Description

ME792 Heater valve, all yearseach 47.95

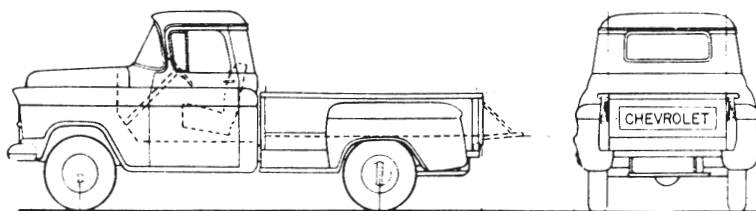



• Heater Valve, Recirculator Unit

Fits in the water pump outlet as original for standard recirculator heaters.

Part No. Description

ME364 1937-62 Six cylindereach 46.75



MECHANICAL



...visit our website for **SPECIAL savings!**

HEATER COMPONENTS (continued)



• Heater Switch Harness Repair Kit

The plug and metal wire ends that attaches to switch. Originals often melted or give poor contact.

Part No.	Description	
MEA128	1964-72 Without air (4 terminal connector ends)..... kit	10.95

• Heater Hoses

Part No.	Description	
ME769	5/8"foot	1.75
ME770	3/4"foot	1.75



• Heater Hose Connectors

Connects 5/8" heater hose to water pump or thermostat housing.

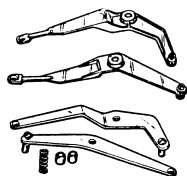
Part No.	Description	
MEH153	2 3/4" longeach	8.50
MEH154	1 1/2" longeach	7.50



• Heater Hose Clamp

Original flat type used by GM.

Part No.	Description	
ME204	1955-59each	1.75



• Heater Control Fresh Air Levers

Part No.	Description	
KB154	1955-59 Chevroletpair	24.75
KB191	1955-59 GMCpair	31.50
KB145	1964-66 Chevrolet (set of 3)set	39.50

• Temperature Sending Units

Complete recharged gas filled unit, including dash head, line, engine head sending unit, and new face decal. Plus core charge. **1955-59 MUST HAVE YOUR CORE!**

Note: For an extra charge we now offer extended tubing line for V-8's (REME900).

Part No.	Description	
REME931	1955-59 Chevrolet six cylinder, mechanical with gas filled line, rebuilt.....each	65.00
REME931V	1955-59 Chevrolet six cylinder, mechanical with gas filled line, rebuilt and extended for V-8each	85.00
REME930	1954-59 GMC, mechanical six cylinder (with capillary tube).....each	75.00
REME930V	1955-59 GMC, mechanical six cylinder (with capillary tube extended for V-8)each	89.00
ME60612	1955-72 For electric units, brass threaded electrical plug, neweach	12.50
ME671	Core charge for REME931 and REME932core	50.00



1955 TEMP GAUGE



...visit our website for SPECIAL savings!

HEATER COMPONENTS (continued)



• Temperature Sending Unit Reduction Bushing

Reduces size of sending unit in head if you use a mechanical temperature gauge with gas filled line.

Part No.	Description		
ME275	1955-62.....	each	6.50

• Heater Gaskets

Part No. Description

MEH150	1955-59 Strech bands connect heater to blower box	pair	7.50
MEH151	1960-66 Two die cut gaskets for installing the original fresh air heater.....	pair	12.00



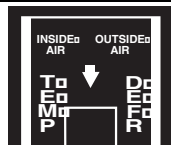
MISCELLANEOUS HEATER CONTROL PARTS

The following items are necessary when installing or upgrading to the 1955-59 deluxe fresh air heater.

• Heater Control Panel

Part No. Description

CBD207	1955-59 Chevrolet only, chrome die-cast	each	42.00
--------	---	------	-------



• Clear Plastic Lens with Lettering

Part No. Description

CBD208	1955-59 Chevrolet and GMC.....	each	14.00
--------	--------------------------------	------	-------

• Metal Plate, Black

Fits behind lettered clear lens CBD208.

Part No. Description

CBD209	1955-59 Chevrolet and GMC.....	each	2.95
--------	--------------------------------	------	------



• Heater Defroster Outlet

Fits under dash and attaches to heater tubing.

Part No. Description

MEH199	1955-59.....	each	24.50
--------	--------------	------	-------



• Heater Defroster Tubing - Deluxe or Standard Heater

Part No. Description

ME285	1954-66 Plastic over wire 2"	set	18.95
MEH225	1954-66 Cloth over wire as original 2"	each	22.95



This picture is from the 1960 Chevrolet "Custom Features" booklet. The dealer installed "Cool Pack" air conditioning was placed on Chevrolet trucks before 1965 and on GMC prior to 1967 after those years the customer could order the factory "in dash" unit. The location of the outlet box must be on the right side due to interference with the 4 speed shift lever. (The passenger certainly got more air than the driver!)

CUSTOM AIR CONDITIONING AND HEATING SYSTEMS

We now stock custom quality air conditioning units for most older GM trucks. Our complete kits (less refrigerant) are designed for your truck and operate on modern 134A coolant. These systems integrate neatly into the factory heater control position and operate both A/C and heater functions. They include a custom A/C, heater, and defrost combo which mounts directly to firewall under dash. In most systems A/C and heater lines are routed through the factory firewall inlet hole with a provided neat rubber grommet and trim plate. **Important:** The following systems include the special custom in-cab components that have been designed for your specific truck. These kits do not include the more common under hood items such as radiator condenser, compressor, lines, and engine compressor brackets.

• 1955-59 Chevrolet, Inside Cab

This system is designed for easy installation with the deluxe lever control assembly, custom corner air louvers, plastic special shaped glovebox, custom condenser mounting, floor heat, defrost, and under mid dash air outlets. The corner louvers are built into a pair of ABS plastic kick panels that are contoured to the interior of your 1955-59. They give a nice appearance, almost like the factory added them. Paint this panel to match your interior. You still use your outside air vents with original cables.

Part No.	Description	
MEA115	1955-59 Chevrolet	kit 655.00

Part No. Description

Almost identical to the 1955-59 Chevrolet above, however without the deluxe GMC heater lever control panel. Use your original on this A/C, heat and defrost combo.

MEA136	1955-59 GMC	kit 635.00
--------	-------------------	------------

• 1960-63 Chevrolet and GMC, Inside Cab

This system mounts directly to firewall. Refrigerant lines route neatly though the factory heater inlet hole. Special grommet provided. This unit is designed to use your GM factory in dash heater control assembly for switching. The rectangular under dash vents offer a neat clean appearance.

Part No.	Description	
MEA137	1960-63 Chevrolet and GMC	kit 655.00

• 1964-66 Chevrolet and GMC, Inside Cab

This system mounts directly to firewall. Refrigerant lines route neatly though the factory heater inlet hole. Special grommet provided. This unit is designed to use your GM factory in dash heater control assembly for switching. The rectangular under dash vents offer a neat clean appearance. Note: If you don't presently have a deluxe original heater, also order MEH261 listed in heater section.

Part No.	Description	
MEA116	1964-66 Chevrolet and GMC	kit 595.00



AIR CONDITIONING ITEMS


• Air Conditioning Filter / Dryer

Part No.	Description	
MEA102	All years Chevrolet and GMC	each 65.00

• Air Conditioning Dryer Mounting Bracket

Part No.	Description	
MEA099	65-72 Chevrolet and GMC (2 required)	each 4.00

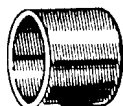
...visit our website for SPECIAL savings!



• Air Conditioning Compressor

The longer black GM rotary style as original.

Part No.	Description	
MEA122	1965-72 V-8 6 piece mounting kit	set 144.50



MISCELLANEOUS MECHANICAL

• Crank Pulley Sleeves

Stainless sleeve fits over original crankshaft pulley. Eliminates unwanted worn groove around this pulley surface beside timing cover seal which causes oil leaks. Includes bonding agent. (Pulley must be removed to install.)

Part No.	Description	
ME256	1937-72 Chevrolet six cylinder, all small block V-8's, and 1939-59 GMC six cylinder	each 7.95




• Hub Cap Wheel Clips

Secures original hub cap to factory wheels. Made with spring steel as original. Nicely replaces rusted and broken clips.

Part No.	Description	
ME150	1936-60 1/2 ton.....	each 1.95

• Oil Caps

Part No.	Description	
ME738	1955-62 Fits on valve cover, breathes with mesh inside	each 11.95
HP111	1937-62 Chrome for Wayne Valve Covers HP108	each 13.95
MEE131	1955-67 V-8 Fits on top of engine add oil tube	each 6.95



• Oil Filters, Not Spin-on Type


Part No.	Description	
ME289	1937-62 six cylinder 4 1/2 " Inch	each 25.95
ME756	1937-62 six cylinder 4 1/8 " inch	each 25.95
ME373	1939-59 GMC six cylinder 3 5/8" inch.....	each 23.95
ME793	1956-67 small block V-8 and 1958-62 six cylinder 261	each 14.95

• Oil Filter, Spin-On Type

Part No.	Description	
MEE129	1963-72 six cylinder and 1968-72 V-8	each 8.95

• Engine Block Freeze Plug Kit

Part No.	Description	
MEE254	1937-62 Chevrolet 216, 235, and 261 engine	kit 14.95



• Oil Filter Lines with Fittings, Six Cylinder

For optional original external type oil filter assemblies that attach to intake manifold. Both lines required. Chevrolet 235.

Part No.	Description	
ME295	1955-59 14"	each 16.95
ME296	1955-59 and 1960-62 18"	each 18.95
ME739	1955-59 14" and 18"	pair 35.75
MEO200	1960-62 10-1/2"	each 22.50
MEO201	1960-62 10-1/2" and 18"	pair 35.25

MECHANICAL

...visit our website for **SPECIAL savings!**



MISCELLANEOUS MECHANICAL(continued)

• Oil Filter Lines with Fittings, Six Cylinder- GMC

These correct formed metal and flexible lines are used in the factory oil filter system beside engine. Includes brass fittings. Kit includes the two combination lines.

Part No. Description

MEB141 1939-59pair 48.75



Not Exact Shape!

• Oil Filter Assembly

When you haven't found an original. We now stock an attractive remote filter with spin-on cartridge that is equal or better than GM. Can be attached to firewall and not to intake manifold. You provide oil lines to the factory pre-drilled holes in your block.


Part No. Description

MEO255 1941-62 216, 235 and 261 six cylinder.....each 73.50

• Starter Switch Return Spring - External

Part No. Description

ME401 1938-59.....each 6.95



• Speedometer Cables

Excellent replacement.


Part No. Description

ME2272 1937-72 Chevrolet and GMC, black vinyleach 21.50

ME812 1939-59 COE (Cab over engine), metaleach 46.50

ME811 1939-59 COE (Cab over engine), black vinyleach 42.50

ME815 1960-72 4 WD, black vinyleach 26.95



• Speedometer Cable Firewall Grommet

Prevent cable from contacting firewall.

Part No. Description

FP183 1936-59.....each 1.75



• Wheel Studs

Part No. Description

ME1551 1951-62 1/2 ton fronteach 1.95

ME1552 1936-62 1/2 ton reareach 2.75

ME1553 1963-70 1/2 ton front and reareach 1.95

ME344 1946-70 3/4 ton front 2wd 1-3/4" long.....each 3.75



• Lug Nuts - 2 Wheel Drive

For attaching wheels.

Part No. Description

ME141 1934-72 1/2 ton and

1934-45 3/4 ton (7/16 x 20 threads)each .95

ME345 1946-72 3/4 and 1 ton (1/2 x 20 threads)each 1.95

MECHANICAL

...visit our website for *SPECIAL* savings!

Miscellaneous Mechanical (continued)



• Lug Nut Covers, Chrome Acorn Type

Dress up your wheels without hub caps. Press over lug nuts.

Part No. Description

MS341	All years, 1/2 ton style.....	each	.85
-------	-------------------------------	------	-----



SHIFT BOXES, ETC.

• Shift Box

Rebuilt to operate like new. Fits on lower top side of steering column. Tightens shifting pattern on 3-speed. Plus core charge.

Part No. Description

REME423	1955-59 For 3-speed transmission, attaches to steering column (except REME424)	each	69.95
REME424	1955-59 GMC V-8.....	each	69.95
ME107	Core charge for REME423 and REME424	core	60.00



• Shift Box Bellows

Keeps dirt out of shift box.

Part No. Description

ME108	1948-59.....	each	3.50
-------	--------------	------	------



• Shift Lever

The 3-speed lever below steering wheel.

Part No. Description

MEE500	1960-66 Chrome.....	each	29.50
--------	---------------------	------	-------



• Shift Lever Bushings

Tightens loose connection in lower shift arm on steering column.

Part No. Description

ME457	1955-59 3-speed column shift, set of 4.....	set	4.00
ME861	1960-72 3-speed, at lower end of column shift (1/2" I.D. x 3/4" O.D.)	pair	3.30
MEE501	1960-72 Automatic, lower end of column (1/2"X3/4)	each	3.50

• Shift Knuckle or Joint And Screws

Fits at the top of steering column to hold 3-speed shift linkage. (Will work on 1955-59 if you use a 1948-54 inner threaded bushing. Call us if you need one.)

Part No. Description

ME266	1948-54 3-speed (see above for 1955-59)	each	15.50
ME2661	Finally the correct screws to secure shift knuckle to steering column mast jacket	pair	2.95



• Shift Lever Spring Plus Two Pins

Part No. Description


ME300	1948-59 3-speed column shift	set	5.75
-------	------------------------------------	-----	------

MECHANICAL

...visit our website for **SPECIAL savings!**



SUSPENSION PARTS



• Leaf Springs 2" Wide

As original. Not re-arched but freshly made new assemblies ready to install on your 1/2 ton truck.

Part No. Description

MES113	1955-59 Front, 6 leaf	each	225.00
MES114	1955-59 Rear, 7 leaf	each	235.00

• Spring Shackles

Part No. Description

ME493	1955 2nd-59 1/2 and 3/4 ton front and rear, and 1947-55 1st 1, 1-1/2 and 2 ton front 2" spring repair kit.....	each	52.50
MEP995	1933-68 3/4 and 1 ton and 1933-59 1-1/2 and 2 ton, rear, correct iron casting.....	each	59.95

• Spring Shackle Neoprene Seals

Part No. Description

ME187	Replaces original cork type (included in spring shackle set ME493).....	each	.95
-------	--	------	-----

• Spring U-Bolts

Holds leaf spring to axle. Includes proper attaching nuts (requires two per spring).

Part No. Description

ME430	1955-59 Front 1/2 ton 2" spring	each	10.50
ME682	1955-59 Rear 1/2 ton 2" spring	each	13.50
MES105	1960-72 Rear 1/2 ton.....	each	24.95

• Spring Pins and Bushings-Front of Rear Spring


Part No. Description

ME431	1955-59 1/2 ton front of rear springs	pair	56.70
ME432	1937-59 3/4 and 1 ton rear springs.....	pair	59.95
ME433	1937-62 1-1/2 ton for rear 2-1/2" springs.....	pair	59.95
ME675	1947-59 2 ton for rear 2-1/2" springs	pair	59.95

• Spring Bolts and Bushings-Rear of Front Spring

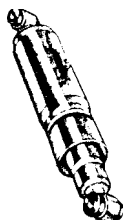
Part No. Description

ME261	1955-59 2" spring.....	each	19.95
ME261A	1955-59 2" spring	each	19.95



...visit our website for SPECIAL savings!

SUSPENSION PARTS (continued)



• Shock Absorbers

Name brand, made in the USA. Heavy Duty.

Front

Part No.	Description		
ME189F5	1955-56 1/2 ton.....	each	29.95
ME189F6	1957-59 1/2 ton.....	each	29.95
ME189F8	1960-62 1/2 ton.....	pair	67.50
ME189F7	1963-72 1/2 ton.....	each	29.95

Rear


Part No.	Description		
ME189R4	1955-59 1/2 ton.....	pair	69.50
ME189R8	1963-72 1/2 ton.....	each	29.95



• Shock Absorber Stud Kit


Includes stud, nut, and rubber bushing.

Part No.	Description		
ME900	1955-72 Lower rear	set	12.95



• Grease Fittings

Part No.	Description		
ME190	Straight	each	.55
ME191	Angled.....	each	.65
ME192	Steering kit for tie rod and kingpins	set	4.80
ME193	1940-59 Spring kit (all 4 springs)	set	7.40



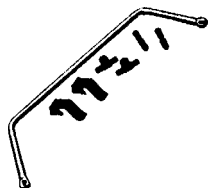
• Coil Springs

Part No.	Description		
ME676	1963-72 1/2 ton and 1963-66 3/4 ton front	pair	114.50
ME605	1960-66 1/2 ton rear	pair	130.00



• Coil Spring Cup

Part No.	Description		
MES100	1960-72 Upper or lower, 1/2 and 3/4 ton 2wd.....	each	12.50



• Front Sway Bar Assembly, 1/2 Ton

These custom design sway bars are made just for the older GM truck. They give your truck a new personality when taking on a corner at any speed. Even bumps, dips, and potholes seem to be absorbed better by this suspension upgrade. The ultimate in handling at an affordable price! Easy to install. Kit includes heat treated carbon steel sway bar, high tec poly bushings, brackets, and fasteners.

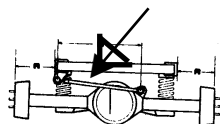
Part No.	Description		
HP565	1963-72 1-1/4 inch bar assembly	kit	185.00

MECHANICAL



...visit our website for SPECIAL savings!


SUSPENSION PARTS (continued)



• Track Bar - Rear (For original or lowering, 3" to 4")

This unit will adjust to the correct length when you lower your truck. It comes with bushings and has the base original length of 24".

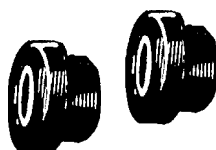
Part No.	Description		
HP620	1960-72 Adjustable track bar, 1/2 ton	each	61.50



• Track or Stabilizer Suspension Bushings

For trucks with coil springs. Included in HP620 above.

Part No.	Description		
MES151	1965-67 Front sway bar 1/2, 3/4, and 1 ton 2WD	pair	15.75
ME692	1960-72 Rear track 3/4 ton, 3-speed and automatic	pair	59.90



• Trailing Arm Bushings

Secures to the front of the two rear trailing arms where they attach to the frame cross member. Made of black polyurethane to provide an improvement over original rubber.


Part No.	Description		
ME796	1960-72 1/2 and 3/4 ton with rear coil springs.....	pair	24.50

• Axle Bumper

Part No.	Description		
ME444	1955-59 Front and		
	1954-59 Rear, fits to the side of hump in frame.....	each	9.00



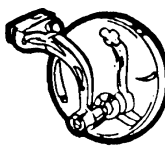





OPERATING YOUR NEW GMC TRUCK



MIRROR PARTS

...visit our website for **SPECIAL savings!**



	<p>• Mirrors, Peep Type An attractive era option. Attaches to door edge. Complete with bracket and attaching screws. Fits all years.</p> <table><tr><th>Part No.</th><th>Description</th><th></th><th></th></tr><tr><td>MI101</td><td>Left, short curved chrome arm with 4" stainless head</td><td>each</td><td>19.95</td></tr><tr><td>MI102</td><td>Right, short curved chrome arm with 4" stainless head</td><td>each</td><td>19.95</td></tr><tr><td>MI148L</td><td>Left, straight chrome arm with 4" stainless head</td><td>each</td><td>19.95</td></tr><tr><td>MI148R</td><td>Right, straight chrome arm with 4" stainless head</td><td>each</td><td>19.95</td></tr></table>	Part No.	Description			MI101	Left, short curved chrome arm with 4" stainless head	each	19.95	MI102	Right, short curved chrome arm with 4" stainless head	each	19.95	MI148L	Left, straight chrome arm with 4" stainless head	each	19.95	MI148R	Right, straight chrome arm with 4" stainless head	each	19.95																
Part No.	Description																																				
MI101	Left, short curved chrome arm with 4" stainless head	each	19.95																																		
MI102	Right, short curved chrome arm with 4" stainless head	each	19.95																																		
MI148L	Left, straight chrome arm with 4" stainless head	each	19.95																																		
MI148R	Right, straight chrome arm with 4" stainless head	each	19.95																																		
	<p>• Door Mirror Exact chrome reproduction of the original GM accessory. Bolts to top of left door frame. Similar to peep mirror. Just reproduced.</p> <table><tr><th>Part No.</th><th>Description</th><th></th><th></th></tr><tr><td>MI133</td><td>1955-59.....</td><td>each</td><td>51.95</td></tr></table>	Part No.	Description			MI133	1955-59.....	each	51.95																												
Part No.	Description																																				
MI133	1955-59.....	each	51.95																																		
	<p>• Mirrors, Outside</p> <table><tr><th>Part No.</th><th>Description</th><th></th><th></th></tr><tr><td>MI103</td><td>Black 5" round.....</td><td>each</td><td>9.65</td></tr><tr><td>MI125</td><td>Chrome 5" round.....</td><td>each</td><td>10.50</td></tr><tr><td>MI104</td><td>Black rectangular type to replace MI103. Gives slightly more viewing area</td><td>each</td><td>13.50</td></tr><tr><td>MI149</td><td>Stainless rectangular type to replace MI125. Gives slightly more viewing area</td><td>each</td><td>16.95</td></tr></table>	Part No.	Description			MI103	Black 5" round.....	each	9.65	MI125	Chrome 5" round.....	each	10.50	MI104	Black rectangular type to replace MI103. Gives slightly more viewing area	each	13.50	MI149	Stainless rectangular type to replace MI125. Gives slightly more viewing area	each	16.95																
Part No.	Description																																				
MI103	Black 5" round.....	each	9.65																																		
MI125	Chrome 5" round.....	each	10.50																																		
MI104	Black rectangular type to replace MI103. Gives slightly more viewing area	each	13.50																																		
MI149	Stainless rectangular type to replace MI125. Gives slightly more viewing area	each	16.95																																		
	<p>• Mirror Arms, Outside</p> <table><tr><th>Part No.</th><th>Description</th><th></th><th></th></tr><tr><td>MI112</td><td>1955-59 Left, paintable</td><td>each</td><td>21.75</td></tr><tr><td>MI113</td><td>1955-59 Right, paintable.....</td><td>each</td><td>21.75</td></tr><tr><td>MI114</td><td>1955-59 Left, chrome.....</td><td>each</td><td>28.95</td></tr><tr><td>MI115</td><td>1955-59 Right, chrome</td><td>each</td><td>28.95</td></tr><tr><td>MI116</td><td>1960-66 Left, paintable</td><td>each</td><td>21.50</td></tr><tr><td>MI117</td><td>1960-66 Right, paintable.....</td><td>each</td><td>21.50</td></tr><tr><td>MI130</td><td>1960-66 Left, stainless.....</td><td>each</td><td>28.95</td></tr><tr><td>MI131</td><td>1960-66 Right, stainless</td><td>each</td><td>28.95</td></tr></table>	Part No.	Description			MI112	1955-59 Left, paintable	each	21.75	MI113	1955-59 Right, paintable.....	each	21.75	MI114	1955-59 Left, chrome.....	each	28.95	MI115	1955-59 Right, chrome	each	28.95	MI116	1960-66 Left, paintable	each	21.50	MI117	1960-66 Right, paintable.....	each	21.50	MI130	1960-66 Left, stainless.....	each	28.95	MI131	1960-66 Right, stainless	each	28.95
Part No.	Description																																				
MI112	1955-59 Left, paintable	each	21.75																																		
MI113	1955-59 Right, paintable.....	each	21.75																																		
MI114	1955-59 Left, chrome.....	each	28.95																																		
MI115	1955-59 Right, chrome	each	28.95																																		
MI116	1960-66 Left, paintable	each	21.50																																		
MI117	1960-66 Right, paintable.....	each	21.50																																		
MI130	1960-66 Left, stainless.....	each	28.95																																		
MI131	1960-66 Right, stainless	each	28.95																																		
	<p>• Mirror Arm Gaskets, Outside</p> <table><tr><th>Part No.</th><th>Description</th><th></th><th></th></tr><tr><td>MI119</td><td>1955-59.....</td><td>each</td><td>1.25</td></tr><tr><td>MI134</td><td>1960-66.....</td><td>each</td><td>1.95</td></tr></table>	Part No.	Description			MI119	1955-59.....	each	1.25	MI134	1960-66.....	each	1.95																								
Part No.	Description																																				
MI119	1955-59.....	each	1.25																																		
MI134	1960-66.....	each	1.95																																		
	<p>• Mirror Arm Screws, Outside For original type mirror arm.</p> <table><tr><th>Part No.</th><th>Description</th><th></th><th></th></tr><tr><td>MI129</td><td>1955-70 Stainless 3 per arm (machine screws)</td><td>set</td><td>3.50</td></tr></table>	Part No.	Description			MI129	1955-70 Stainless 3 per arm (machine screws)	set	3.50																												
Part No.	Description																																				
MI129	1955-70 Stainless 3 per arm (machine screws)	set	3.50																																		

MIRROR PARTS

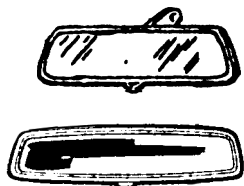
...visit our website for SPECIAL savings!



• Mirror Brackets, Inside

Secures the inside rear view mirror.

Part No.	Description		
MI123	1955-59 Chrome	each	19.95
MI140	1960-68 Chrome	each	19.95




• Mirrors, Inside

Part No.	Description		
MI124	1947-59	each	19.95
MI132	1960-64 Stainless back as original	each	19.95
MI250	1960-64 Day and night style, stainless	each	49.95
MI251	1965-71 Day and night style, stainless	each	49.95



MISCELLANEOUS

...visit our website for **SPECIAL savings!**



GM Restoration Parts

• Door Lubrication Stickers

Chevrolet. Blue, yellow, and white, as original. With stick-on waterless back.

Part No.	Description		
MS101	Lube sticker	each	.60
MS501	Lube stickers (set of 5)	set	2.75



• Advertising Sales and Service Sign

For garage, recreation room, shop, etc. White enamel metal signs with secured vinyl decals. Approximately 14" x 17" in original three colors, as always displayed in dealerships. A punched right angle edge allow it to be secured to a board or vertical post. Double sided. Exterior or interior use. An excellent gift!

Part No.	Description		
MS102	Chevrolet	each	31.95
MS103	GMC	each	31.95
MS181	NAPCO (4x4)	each	31.95



GM Restoration Parts

• "Decal Only" From Advertising Sales and Service Signs

The same decals used on our MS102 and MS103 signs. Use on windows, your own signs, etc. Weatherproof vinyl approximately 11-3/4" diameter. Much like displayed in dealerships.

Part No.	Description		
DE101	Chevrolet	each	8.75
DE102	GMC	each	8.75
DE134	NAPCO (4x4)	each	8.75



GM Restoration Parts

• Decals, Miniature Service Sign

A copy of each, DE101 and DE102. Both are waterproof vinyl, approximately 3" diameter. Use on windows, your own signs, etc.

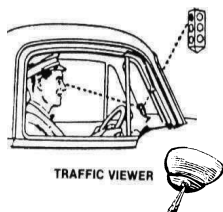
Part No.	Description		
DE103	Miniature decals	set	2.75



• Clutch Head Drivers

Hard to find high quality drivers to complete your Chevrolet tool collection. A "must" when installing this unique bolt head.

Part No.	Description		
MS111	1/4"	each	4.00
	5/16" Not available separately	set only.	
MS313	Full set of three	set	16.95



• Accessory Traffic Light Viewers

An attractive option for helping driver to better see overhead stop light. A must if you use an outside sun visor.

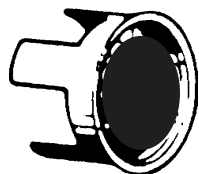
Part No.	Description		
MS159	1947-56	each	45.00
MS160	1957-59	each	35.95

• Sunvisor, Outside

Part No.	Description		
MSV100	1955-59 All metal as original GM	each	143.75

MISCELLANEOUS

...visit our website for **SPECIAL savings!**



• Blue Dots

An after-market option. Very popular during prior years. Cut glass with chrome over brass ring. The best quality made! Don't confuse these with the plastic lens, chrome over steel. Easy to install in all plastic taillight lenses.

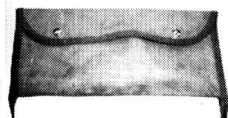
Part No.	Description	
MS225	Blue dot lenses	pair 8.95



• Vent Shades

We now stock this famous brand of stainless air deflectors. Custom made to fit the contours of your truck. These attractive awnings extend over side windows about two inches. Allow for air flow in cab while bad weather stays out. Chevrolet and GMC.

Part No.	Description	
TR163	1955-59.....	pair 34.50
TR183	1960-63.....	pair 34.50
TR184	1964-66.....	pair 34.50



• Factory Tool Bag

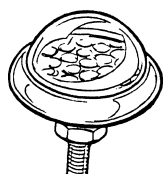
An exact copy of the original canvas tool bag placed in new GM trucks and cars during the 1940's and 1950's. Made with proper color material and snaps. Inside are cardboard sheets with scale artist's drawings of each tool. You will know which tools to look for at swapmeets, second-hand stores, garage sales, etc.

Part No.	Description	
MS151	Factory tool bag	set 18.95



• Key Blank, General Motors Style

Part No.	Description	
MS120	1935-66 Authentic GM key for ignition, doors, and glovebox. Ready to be cut.....	each 1.95



• Reflector License Plate Fasteners

An inexpensive extra accessory to go with that older truck. Adds to the final detail to an otherwise plain area. Quality reflective jewels with aluminum back, long bolt and nut.

Part No.	Description	
MS157	Red plastic lens	pair 2.50
MS158O	Orange glass lens.....	pair 15.50
MS158R	Red glass lens	pair 15.50
MS158G	Green glass lens.....	pair 15.50
MS158B	Blue glass lens.....	pair 15.50



MISCELLANEOUS

...visit our website for **SPECIAL savings!**



• Scratch Pads

For jotting down your important notes. Edges are bordered plus truck fronts at bottom. Logo states: "Old Chevy Trucks".


Part No.	Description	
MS149	About 50 sheets (7" x 7-1/4")	each 3.50



• Identification Tags

Exact copies of the oval etched plate used on the generator, starter, and distributor. Includes two threaded drive rivets.

Part No.	Description	
MS128	Black etching on aluminum. Correct for 1941-62 distributor	each 7.50
MS251	Red etching on aluminum. Correct for 1955-62 generator and starter	each 7.95



GM Restoration Parts

• Identification Tags for Left Door Post

The final authentic detail on your restored Chevrolet. Blue ink etched over aluminum tag showing the vehicle manufacturer, gross weight, horsepower, etc. (This is not the tag that shows the vehicle ID number.)

Part No.	Description	
TR258	1955 Chevrolet 1/2 ton	each 16.90
TR251	1956-57 Chevrolet 1/2 ton	each 16.90
TR252	1958-59 Chevrolet 1/2 ton	each 16.90

• Identification Tags Fasteners

Correctly attach new tags (distributor, starter, and generator) just like GM. Press in spline design.

Part No.	Description	
MS518	1941-62 Set of six	set 7.95



• Coffee Mugs

Quality 11 ounce black porcelain mug with white drawing of three early Chevrolet trucks. (Showing 1960-61, 1962-66, and 1969-70.) Red lettering states: "Old Chevy Trucks - An American Legend".

Part No.	Description	
MS259	Coffee mug	each 8.50



• Clock Retaining Plate

An exact replica of the chrome circular notched disc which allows you to install a factory clock. Instructions include the type of more common passenger car clock you need which was originally used by GMC in this application. A factory option on the 1954-55 GMC but can also be used in the 1955-59 dash.

Part No.	Description	
MS253	1954-55 GMC (will work on 1955-59)	each 49.00

MISCELLANEOUS

...visit our website for **SPECIAL savings!**



Baseball Caps, Heavy Weight

We challenge you to find a better quality heavy weight baseball cap. These are embroidered with official GM registered logos and come in low profile brushed cotton twill. One size fits all due to adjustable rear band. Available in either black, tan with medium blue bill or tan with black bill. For great colored view of these attractive caps, click the miscellaneous section of our website catalog at www.oldchevytrucks.com.

Chevrolet

Part No.	Description		
MST430	Black (Bowtie\Chevy Trucks).....	each	14.95
MST432	Tan with blue bill (Bowtie\Chevy Trucks)	each	14.95
MST431	Tan with black bill (Bowtie\Chevy Trucks).....	each	14.95
MST433	Visor Black with Bowtie and flames on bill	each	16.95
MST434	Black with Bowtie and flames on bill.....	each	17.95

GMC

Part No.	Description		
MST435	Black (GMC Trucks)	each	14.95
MST436	Tan with black bill (GMC Trucks)	each	14.95




Front of
"Haulin' Heartland"
T-Shirt above!

T-SHIRTS

The "Haulin' Heartland" is one of the most popular Chevrolet truck T-shirts. This colorful 100% pre-shrunk cotton shirt is just right for those that like the full range of Chevy trucks on the front and back. This shirt features such great trucks as 1941-46, 1947-53, 1955-56, Cameo's, 1967-68, 1969-70, 1971-72, and late 1990's. For a great view of this attractive double sided shirt check the "miscellaneous" section of our website catalog at www.oldchevytrucks.com.

Part No.	Description		
MST423	Large.....	each	17.95
MST425	XX Large	each	19.95

Back of
"Haulin' Heart-
land"
T-Shirt above!



An original photo of
a new 1966 Chevrolet
Suburban and Panel
Truck!

CHEVROLET
1966 TRUCKS



MISCELLANEOUS

...visit our website for **SPECIAL savings!**

WHEELS AND HUB CAPS

Our new wheels are very close to originals. They fit well with drum or disc brakes. Designed for tubeless radial or bias belted tires.

The following hub caps are slightly modified inside to fit this wheel center, however the changes are not visible when installed.



MST150

• Wheels, Bare Steel, 6 Hole

Smooth finish. Ready for priming and paint. Used with MST155, MST159 and MST156 hub cap listed below.

Part No.	Description	
MST150	1934-59 15" x 5" wide	each 89.50
MST166	1934-59 15" x 6" wide, 5 hole x 4 3/4"	each 89.50

NOTE: MST166 "Artillery" design includes the scallops around the outer edge of center. Very popular six bolt wheels!

• Wheels, Chrome, 6 Hole

High polished mirror finish. Use with MST155 or MST159 hub cap listed below.

Part No.	Description	
MST149	1934-59 15" x 5"	each 115.00
MST167	1934-59 15" x 6" wide, 5 hole x 4 3/4"	each 115.00



MST159



MST155

• Hub Caps - Chrome Plated

Designed to fit only the above reproduction wheels, MST150, MST149, or MST160.

Part No.	Description	
MST159	1936-59 With Chevrolet red block letters as 1947-53	each 25.75
MST155	1936-59 Without logo	each 25.75
MST156	1936-66 With Bowtie logo	set 169.95

WARNING: The above hub caps will only fit these new wheels. They will not attach to the original wheels with inside spring clips. (Chrome ring not included.)



• Stainless Steel Wheel Ring

As used on deluxe pickups. Top quality! Looks great in combination with a chrome hub cap. 1 3/4" wide.

Part No.	Description	
TR146	15"	each 26.00

MISCELLANEOUS

...visit our website for **SPECIAL savings!**

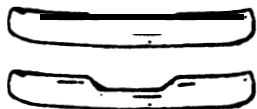


• BUMPER AND RELATED ITEMS

Our triple nickel plated chrome bumpers provide a deep reflective finish that is unmatched by most others. By using the most advanced technology available today these bumpers offer excellent chrome adhesion and added durability.

• Bumpers

Chevrolet and GMC.

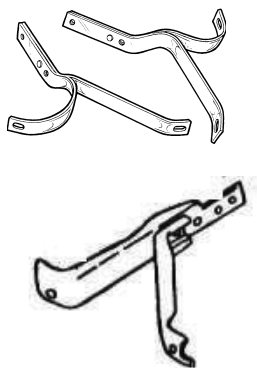


Part No. Description

MSB214	1955-59 Front, chrome	each	179.50
MSB215	1960-62 Front, chrome	each	175.00
MSB216	1963-66 Front, chrome	each	175.00
MS180	1955-59 Rear, chrome, Stepside	each	175.00
MSB212	1958-59 Rear, chrome, Fleetside.....	each	189.50
MSB218	1960-62 Rear, chrome, Fleetside.....	each	175.00
MSB219	1960-66 Rear, chrome, Stepside	each	175.00
MSB217	1963-66 Rear, chrome, Fleetside.....	each	175.00

• Bumper Braces and Brackets

Steel flat bars formed as original.



Part No. Description

MS144	1955-57 Front	set	89.50
MSB110	1958-59 Front	set	89.50
MSB204L	1960-66 Front left.....	set	28.95
MSB204R	1960-66 Front right	set	28.95
MS300	1955-58 Cameo, rear, 6 piece	set	199.95
MS104	1955-59 1/2 ton Stepside, rear	set	69.95
MSB209	1960-62 1/2 ton Stepside, rear	set	109.00
MSB224	1955-59 1/2 ton Fleetside, rear.....	set	99.95
MSB225	1960-62 1/2 ton Fleetside, rear.....	set	109.95
MSB117	1963-66 1/2 ton Stepside, rear with hardware	set	84.00
MSB205	1963-66 1/2 ton Fleetside, rear.....	set	99.95

• Bumper Fillers Front

Fits between bumper and grill.



Part No. Description

FPG560	1955-56 Chevrolet only.....	set	99.00
FPG561	1957 Chevrolet only	set	99.00
FPG562	1958-59 Chevrolet and GMC	set	79.00

• Bumper Guards

Finally an exact reproduction of one of the most popular truck options. Specifically formed for use on 1/2, 3/4 and 1 tons. Quality chromed heavy steel forging.



Part No. Description

MS170	1955-59 Chevrolet	pair	145.00
MS171	1960-62 Chevrolet or GMC.....	pair	145.00
MS172	1963-66 Chevrolet or GMC.....	pair	145.00

NOTE: These bumper guards fit the contour of original bumpers the best.

• Bumper Bolts

Part No. Description

FP109	1947-72 With rounded stainless steel cap, as original	each	2.75
-------	---	------	------

• Bumper Bolt Nuts

Part No. Description

FP110	1947-72.....	each	.25
-------	--------------	------	-----



MISCELLANEOUS

...visit our website for **SPECIAL savings!**

RUNNING BOARDS, ETC.


• Running Board Step Plates

Beautiful polished aluminum. Though not originally used by GM, these plates are very attractive on cab steps below doors on 1955-59. Protect your painted metal. Dimensions 5-1/4" x 11".

Part No.	Description	
MS215	Chevrolet, with blue Bow-tie emblem 5 1/4" x 11"	pair 55.95
MS215G	GMC, with older original style letter design 5 x 10 5/8"	pair 44.50
MSR222	GMC as MS215G except non-polished 5 x 10 5/8"	pair 29.00

NOTE: Running board steps for 1955-66 are listed in the SHEET METAL SECTION.

GM Restoration Parts



MS215



MSR222

• Rear Valance Seal

Fits between body and rear bumper.

Part No.	Description	
MSS235	1947-59 Chevrolet and GMC panel, suburban	each 17.50

TRUCK COVERS

• Truck Covers, Universal Truck Fit


A great light weight single layer cover designed for protecting your truck during inside storage. Very close to a custom fit. Clean with a garden hose. Not designed for longterm outside storage.

Part No.	Description	
MST179	1955-66 Chevrolet/GMC shortbed (Universal)	each 89.50
MST196	1955-66 Chevrolet/GMC suburban/panel (Universal)	each 93.75

• Vise Pads

Non-metal pads have internal magnets that attaches to vise jaws. Protects chrome and polished surfaces.

Part No.	Description	
MS715	pair 8.95



MISCELLANEOUS

...visit our website for **SPECIAL** savings!



CREATE YOUR OWN CAMEO

We can now provide most of the parts to help you create the rare and stylish "Cameo Carrier". If you have a short bed 1955-58 ½ ton you can have a Cameo pickup. (The I.D. body tag did not have a number that designates the Cameo).

Our company is famous for the small detail items necessary in GM truck restoration. Cameo specialty items are no exception. Look over the following if you need unique parts for your Chevrolet Cameo or GMC Suburban Carrier bed and rear bumper assembly. You will be pleasantly surprised!

• Cameo Outer Bed Sides

These full length fiberglass sides are equal or better than the originals. We've even added a hidden inside reinforcement to help increase their strength. Very smooth exterior surface.

Note: If you don't pick up these sides, we must charge a \$75.00 crating fee. Sorry but this is what we pay for crate materials and labor!

Part No.	Description		
MSB300	1955-58.....	pair	998.75
	Crating materials and labor charge.....	fee	75.00

• Cameo Bed Side Front Fillers

These fill the space between the front of the Cameo fiberglass and metal bedsides. Made from new originals. Fiberglass construction as original.

Part No.	Description		
MSC305	1955-58 Left and right.....	pair	135.95



• Cameo Inner Bed Sides

These specially stamped metal inner bed sides are Chevrolet Cameo or GMC Suburban Carrier only. Includes welded-on corner bed strips, stake pockets, and pocket holes as in the original GM piece.

Part No.	Description		
MSB302	1955-58.....	pair	799.00

• Cameo Tailgate

A beautiful reproduction in fiberglass and reinforced with steel.

Part No.	Description		
MSB303	1955-58.....	each	449.50

• Cameo Tailgate Skin

Fiberglass as original. Fits over your original metal gate.

Part No.	Description		
MST501	1955-58 Chevrolet and GMC.....	each	299.50



• Cameo License Light Assemblies

Complete with lens, socket, housing, and wiring.

Part No.	Description		
LG520	1955-58.....	pair	29.50



• Cameo Taillight Housing

Part No.	Description		
MS521	1955-58 You paint or polish and chrome (Aluminum alloy) Machined with correct holes.	each	99.75

MISCELLANEOUS

...visit our website for *SPECIAL savings!*

CREATE YOUR OWN CAMEO (continued)



Two pieces!

• **Cameo Bedside Trim (Below Taillight)**

The u-shaped trim that fits below taillight. Two pieces on each side. Chrome

Part No.	Description		
MST510L	1957-58 Left side	pair	99.00
MST510R	1957-58 Right side	pair	99.00



• **Cameo Bedside Script Letters**

Hand polished and chromed. Limited quantities!

Part No.	Description		
MST512	1957-58	each	59.75

• **Cameo Fender Emblem**

Part No.	Description		
TR505	1957 Chrome with red (correct 3124 numbers)	pair	299.50



• **Cameo Bed Bolt Kits Complete**


Part No.	Description		
CBK240	1955-58 Stainless non-polished	kit	238.50
CBK241	1955-58 Stainless polished	kit	259.95



• **Cameo Bumper Ends and Bumperetts, Fiberglass**

For those building a more custom Cameo, we offer less expensive fiberglass copies. Includes in MSC450. They the same shape as GM but must be painted.

Part No.	Description		
MSC550	1955-58 Fiberglass bumperetts	pair	95.00



MISCELLANEOUS

...visit our website for **SPECIAL savings!**



CREATE YOUR OWN CAMEO (continued)



• Rear Bumper Center and Sides - Fiberglass

Part No.	Description		
MSC551	1955-58 Center	each	87.50
MSC552	1955-58 Right	each	105.00
MSC553	1955-58 Left.....	each	105.00



• Cameo Spare Tire Bucket

An excellent copy in correct gauge fiberglass. Fits under bed. Holds spare tire.

Part No.	Description		
MS244	1955-58.....	each	296.95



• Cameo Spare Tire Carrier Bolt Kit

Part No.	Description		
MSC500	1955-58 Stainless	kit	27.95

• Cameo Spare Tire Bucket Brackets

The pair of metal "C" shaped U-brackets that hold up "MS244".

Part No.	Description		
MS245	1955-58	pair	Inquire!

• Cameo Spare Tire Inner Bumper Pan


Attaches behind inner bumper section.

Part No.	Description		
MS268	1955-58 Formed heavy steel 14" x 32" call on availability	each	Inquire!

• Cameo Spare Tire U-Channel

Holds bucket to inner bumper pan

Part No.	Description		
MS269	1955-58.....	each	Inquire!



• Cameo Spare Tire Door Hinge

Part No.	Description		
MS270	1955-58 Piano type hinge, 27" long	each	Inquire!

• Cameo Spare Tire Door Retainer Bolts

Part No.	Description		
MST500	1955-58 Polished stainless.....	pair	44.50



• Cameo Spare Tire Clamp

Secures tire to bucket.

Part No.	Description		
MS281	1955-58.....	each	26.95



• Cameo Spare Tire Bracket

Secures bucket top to rear sill.

Part No.	Description		
MS282	1955-58.....	each	24.95

*** More Cameo parts in our Trim Section!**

MISCELLANEOUS

...visit our website for SPECIAL savings!

CREATE YOUR OWN CAMEO (continued)

• **Cameo Top Rail Screw Set**

Phillips oval head. Polished, stainless.

Part No. Description

MSC491 1955-58..... kit 17.50

• **Cameo Rear Bumper Bolt Kit**

Hex and carriage head as original. Polished stainless.

Part No. Description

MSC490 1955-58..... kit 54.75

• **Cameo Taillight Lenses**

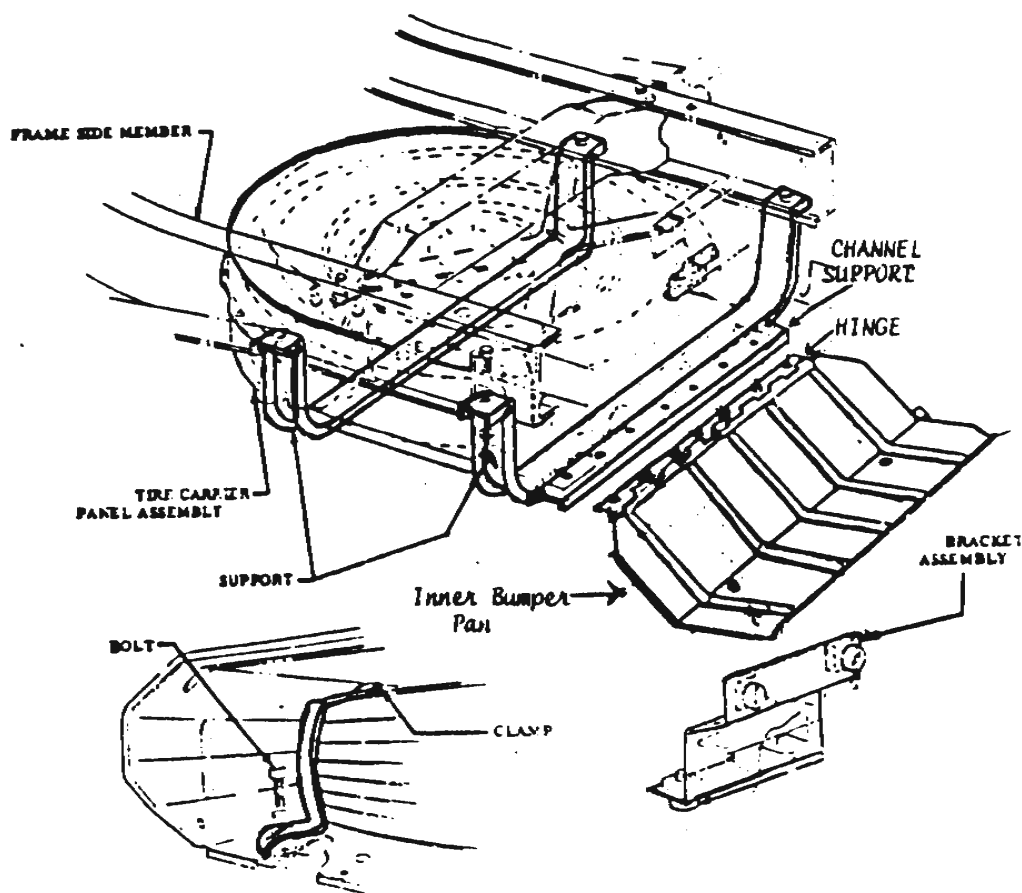
See LIGHTING section.

• **Cameo Seat Kits**

See UPHOLSTERY section.

• **Cameo Wheel Items**

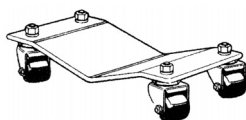
See TRIM section.



MISCELLANEOUS



...visit our website for **SPECIAL savings!**



NEW!

• Auto Dolly

Move your special car or truck easily accross a floor. Free up space in garage or storage buildings.

These heavy duty dollies are U.S. made and rated at 6000 lbs. Low profile 1/4" powder coated steel plate. Polyurethane ball bearing won't mar floors and can turn 360° circle. Packed in sets of four each.

Part No.	Description	
MS710	set of 4 (8" wide x 16" long)	set 149.00
MS711	set of 4 (12" wide x 16" long)	set 159.00

GOT TO SEE THESE!

•Counter or Bar Stool

We provide seven "GM" counter or bar stools. Great for your shop or rec. room. Their colorful 14" cushions swivel on chrome legs 30" high.

Part No.	Description	
MS650	GMC General Motors Trucks	set 99.95
MS651	Super Service	set 99.95
MS652	We Use Genuine Parts	set 99.95
MS653	Chevrolet Racing	set 99.95
MS654	Red Bowtie on all Black Seat	set 99.95
MS655	Ok Used Cars	set 99.95
MS656	Chevrolet GM Genuine Parts.....	set 99.95

MS652



MS651



MS654



MS655

MS650 Below!



MS653





NAPCO PARTS

...visit our website for **SPECIAL savings!**

NAPCO PARTS

We specialize in NAPCO parts. Many items are from the company that has purchased the remaining parts from the original NAPCO. Though many items are permanently out of stock, some are still available. Let us know your needs. Limited quantities!

Note: Prior to 1957 the four wheel drive system used on General Motor's trucks were provided and installed by specialized independent firms not connected with GM. These "kit" companies included American-Coleman, NAPCO, Marmon-Herrington, PABCO, etc. and made assemblies for many truck manufacturers. Beginning with 1957, General Motors selected NAPCO as their first official supplier of 4 x 4 units placed on Chevrolet and GMC trucks. Now dealers could sell factory-ready units as well as provide replacement parts listed in the GM Master Parts Catalog. GM used the NAPCO system exclusively between 1957 and 1959, however independent local NAPCO franchise dealers continued to install these units through at least 1963. NAPCO's can be identified by the raised N-A-P-C-O lettering on the forward side on the front axle housing.

• NAPCO Shop Manual

An exact reprint of the manual used with these 4-wheel drive assemblies installed in Chevrolet and GMC pickups between 1956-63.

Part No.	Description		
LI143	1956-63 Chevrolet and GMC	each	11.95

• NAPCO Parts Manual

An exact reprint.

Part No.	Description		
LI149	1956-63	each	11.95

• NAPCO Installation Manuals

A copy of the original manual provided with the NAPCO system. Shows mechanic how to install this pre-made system in a GM truck.

Part No.	Description		
LI184	1954-63 3/4 and 1 ton, also applies much to 1/2 tons	each	9.50
LI185	1955-63 1-1/2 and 2 ton	each	9.50

• NAPCO Sales and Service Sign Decal

Part No.	Description		
DE134	NAPCO 4x4 14-1/8" diameter, 3 color	each	8.75

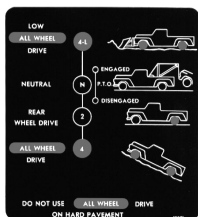


NAPCO PARTS



...visit our website for SPECIAL savings!

NAPCO PARTS (continued)



• NAPCO Dash Decal

A quality waterless decal showing shift patterns, etc. Three colors exactly as original. Used at least on 1960-63 Chevrolet and GMC. Dimensions 4-1/2" x 5". Sometimes placed on a sunvisor.

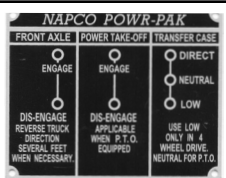
Part No.	Description	
DE215	NAPCO dash decal 1/2, 3/4, and 1 ton.....	each 7.50



• NAPCO Metal Dash Plate

A rectangular red and silver warning dash plate. Attaches to the dash and is over lapped on the bottom by plate NA118 below. Tells you when not to shift into 4 wheel drive.

Part No.	Description	
NA121	1955-59.....	each 11.95



• NAPCO Metal Shift Plate

Black and silver as original. Laps over NA121 above.

Part No.	Description	
NA118	1954-59 4" x 3 1/4"	each 15.95

• Video Tape of Two Original Chevrolet Promotional Films

Includes the 1955 Chevy Task Force Trucks in action on the job and how they are tested by GM. Also a 1957 NAPCO 4x4 Chevrolet truck climbs up Pike's Peak plus much cross country and off-road viewing. Both films on one VHS tape. Approximately 25 minutes.

Part No.	Description	
LI157	Chevrolet Promotional Video	each 19.80

• Felt Seals

Front Knuckle tapered and flat "Felt Seals". Sold per wheel with four seals.

Part No.	Description	
NA101	1951-63 Felt seals	set 9.95

• Axle Shaft Seal

Fits near backing plate.

Part No.	Description	
NA103	1956-59 2" outside diameter	each 9.65

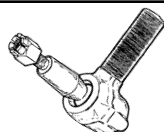


• Front Hub Oil Seals

Part No.	Description	
NA104	1955-57 Early 1/2 ton. 3-1/4" outside diameter	each 19.95
NA105	Late 1957-59 1/2 ton. 2-7/8" outside diameter.....	each 21.95

• Wheel Bearing with Race

Part No.	Description	
NA116	1957-59 Front outer 1/2 ton	each 15.75



• Tie Rod Ends

Part No.	Description	
NA119L1	1957-59 Left, 18 threads per inch.....	each 65.50

...visit our website for SPECIAL savings!

NAPCO PARTS (continued)

• Transfer Case Bearings and Seals

For the original "Spicer 23 unit. 1958-59 1/2, 3/4, 1, and 1-1/2 ton.

Part No.	Description	
NA1231	Front input shaft bearing.....each	64.50
NA1241	Transfer case output shaft bearing NAPCO 1955-59 1/2 through 1-1/2 toneach	64.50
NA1242	Intermediate shaft bearing NAPCO 1955-59 1/2 through 1-1/2 toneach	64.50
NA1232	Rear output shaft rear bearing.....each	64.50
NA111	Transfer case input and output seal NAPCO 1955-59 1/2 through 1-1/2 toneach	14.95



• Transfer Case Shift Rod Oil Seal

Requires 2 per truck.

Part No.	Description	
NA109	1955-59 1/2, 3/4, 1, and 1-1/2 toneach	5.10



• Transfer Case Mounting Grommets

Cushions the points of contact between truck frame and transfer case mounting channel. Oil resistant. From original tooling. Limited supply!

Part No.	Description	
NA110	1955-59 1/2, 3/4, 1, and 1-1/2 toneach	12.95

• Pinion Seal for Differential Housing

Part No.	Description	
ME400	1955-62 1/2 ton.....each	18.00
ME427	1946-65 3/4, 1, and 1-1/2 toneach	18.95


FOUR-WHEEL DRIVE

NAPCO PARTS (continued)

• Wheel Cylinders, Front

Part No. Description

NA125L	1955-56 Left, 1/2 ton. Dual diameter style.....each	75.50
NA125R	1955-56 Right, 1/2 ton. Dual diameter styleeach	75.50
ME132	1957-59 Left, 1/2 ton.....each	35.50
ME321	1957-59 Right, 1/2 toneach	35.50
NA102L	1960-63 Left, 1/2 ton and 4 x 4.....each	44.10
NA102R	1960-63 Right, 1/2 ton and 4 x 4each	44.10



• Hubs

We provide new 4x4 lockout hubs for your NAPCO system. See MECHANICAL section.

• Wheel Cylinder Repair Kit

Part No. Description

NA126	1955-56 1/2 ton, for dual diameter cylinderset	16.95
-------	--	-------



• Brake Hoses

A quality replacement for the longer hoses used on NAPCO 4x4 system.

Part No. Description

NA108	1955-56 1/2 ton. Left or right, front or rear, and 1955-59 shortbed, reareach	29.95
MEB138	1957-59 1/2 ton. shortbed, left or right, Front or rear.....each	14.95



• Trunnion Bearing

Part No. Description

NA114	1954-59 1/2, 3/4, and 1 ton.....each	24.95
-------	--------------------------------------	-------

• Trunnion Bearing Cup

Part No. Description

NA115	1954-59 1/2, 3/4, and 1 ton.....each	18.50
-------	--------------------------------------	-------

• Front Fender and Hood Side Emblem

When an authorized NAPCO dealer installed this front wheel drive system, he also received a pair of chrome and painted emblems in this kit. These were to be placed on the right and left side of the hood or fender. Of course, these emblems were not on the GM factory 4X4 between 1957-59 even though they actually used the system purchased from NAPCO.

Part No. Description

NA1131	Chrome with red paint. Show quality!each	45.50
--------	--	-------



...visit our website for SPECIAL savings!

PAINT, EXTERIOR

To date, most of our customers have found no supplier for the proper colors for vintage GM trucks. The only choice was to have paint mixed to approximate the original. We can now correct that problem. We have obtained a source for the more popular exterior colors for Chevrolet and GMC. 1/2 and 3/4 ton pickups usually require 1-1/2 gallons for good paint coverage. These are mixed in fresh acrylic enamel.

Note: Quantity limited to two gallons total volume per package. Paint can not be shipped out of the 48 Continental United States.

• Paint Sheets

Lists the names and years of the various colors which were available from 1936 to 1966.

Part No.	Description		
LI124	1936-66 Chevrolet	each	.15
LI142	1938-66 GMC	each	.15



• Basic Colors - Chevrolet

Part No.	Description		
PT422Q	1953-57 Ocean Green	quart	56.50
PT422G	1953-57 Ocean Green	gallon	169.50
PT427Q	1955-59 Bombay Ivory (used on 1955-56 Cameo).....	quart	56.50
PT427G	1955-59 Bombay Ivory (used on 1955-56 Cameo).....	gallon	169.50
PT433Q	1956-59 Golden Yellow	quart	56.50
PT433G	1956-59 Golden Yellow	gallon	169.50
PT444Q	1958-60 Tartan Turquoise	quart	56.50
PT444G	1958-60 Tartan Turquoise	gallon	169.50
PT850Q	1955-56 Crystal Blue Light	quart	56.50
PT850G	1955-56 Crystal Blue Light	gallon	169.50
PT425Q	1955-57 Sand Beige	quart	56.50
PT425G	1955-57 Sand Beige	gallon	169.50
PT435Q	1957 Brewster Green.....	quart	56.50
PT435G	1957 Brewster Green.....	gallon	169.50
PT443Q	1958-59 Glade Green	quart	56.50
PT443G	1958-59 Glade Green	gallon	169.50
PT448Q	1959-60 Sherwood Green	quart	56.50
PT448G	1959-60 Sherwood Green	gallon	169.50



• Basic Colors - GMC

Part No.	Description		
PT816Q	1954-63 Chrome Yellow.....	quart	56.50
PT816G	1954-63 Chrome Yellow.....	gallon	169.50
PT819Q	1955-58 Panama Cream	quart	56.50
PT819G	1955-58 Panama Cream	gallon	169.50
PT821Q	1955-58 Seminole Brown	quart	56.50
PT821G	1955-58 Seminole Brown	gallon	169.50

PAINT

...visit our website for **SPECIAL savings!**



PAINT, EXTERIOR (continued)

• Reds, Maroons, and Golds - Chevrolet

Part No.	Description		
PT407Q	1936-72 Omaha Orange.....	quart	59.80
PT407G	1936-72 Omaha Orange.....	gallon	179.50
PT432Q	1955-66 Cardinal Red (used on 1955-56 Cameo).....	quart	59.80
PT432G	1955-66 Cardinal Red (used on 1955-56 Cameo).....	gallon	179.50



• Reds, Maroons, and Golds - GMC

Part No.	Description		
PT818Q	1954-66 Flame Red	quart	59.80
PT818G	1954-66 Flame Red	gallon	179.50
PT826Q	1959 Inca Gold	quart	59.80
PT826G	1959 Inca Gold	gallon	179.50



PAINT, INTERIOR

• Interior Paint

For cabs, doors, dash, seat frame, etc. Formulated to exact color. Two quarts normally required.

Part No.	Description		
PT215	1964-66 Chevrolet, Metallic Beige, as original	quart	49.75
PT114	1955-59 Light Gray	quart	49.75
PT141	1955-59 Egg Shell	quart	49.75



• Dash Paint

A semi flat black textured paint originally used on top of dash to prevent glare. Almost identical to original. Reduces glare from the sun.

Part No.	Description		
PT146	1955-59 Chevrolet, 12 ounce spray can.....	each	24.95

• Heater Housing Paint

Part No.	Description		
PT130	1955-59 Charcoal, hammered texture. Close to original. Spray can.....	each	14.75



PAINT, ENGINE, AND TRANSMISSION

• Engine Paint

The best high-temperature engine enamel available anywhere. Exact factory colors to give your engine that "final touch". Fast drying.

Part No.	Description		
PT115	1929-62 Chevrolet six cylinder, gray.....	quart	45.95
PT1441	1954-63 Chevrolet 261 six cylinder and 1955-58 V8, Medium green spray can	each	10.50
PT118	1949-59 GMC six cylinder orange	quart	45.95
PT1181	1955-56 GMC V-8 red-orange	quart	45.95
PT116	1954-62 Chevrolet six cylinder blue.....	quart	45.95

PAINT

...visit our website for **SPECIAL savings!**



PAINT, ENGINE, AND TRANSMISSION (continued)

• Transmission Paint

Gives an appearance of new cast iron. A must for the perfect restoration.

Part No.	Description		
PT138	12 ounce spray can	each	10.95

• Engine Accessory Paint

For generator, starter, distributor, frame, etc. High temperature.

Part No.	Description		
PT119	Black paint	quart	19.50




PAINT, HUB CAP, BUMPER, AND GRILLE

• White Paint

Used on the standard trucks. Exact enamel shade.


Part No.	Description		
PT132	1955-66 GMC and Chevrolet.....	quart	28.95



• Paint Sprayer, Portable

Can be used to spray over 1,001 products. With this self-powered unit you can make your own sprayer for quality paints. Particularly good in spraying paints or doing smaller touch-up jobs. Sprays 12 to 16 ounces of liquid.

Part No.	Description		
PT124	Complete sprayer	set	9.95
PT125	Extra power unit.....	each	7.95
PT126	Extra product container, glass	each	2.00



PAINT

...visit our website for **SPECIAL savings!**



Most everyone has heard about POR-15.

We were so impressed with what this product can do for you in your restoration, we became a dealer! Whether you are painting the frame on a body-off restoration or just protecting your battery tray from acid chemicals, this "one time" application will do the job. Even great on farm machinery and underwater marine items. It's proven reputation is unequalled!!

• Metal Ready

Provides the best adhesion on any metal surface including aluminum and polished surfaces. It gently etches the metal and gives an ideal surface for coatings such as POR-15 after thoroughly degreasing, "Metal Ready" will neutralize rust and etch any clean bare metal. (This is not needed for the POR-15 coating below if the surface is grease free.)

Part No. Description

POR15D20MR 20oz spray bottle each 19.95



• POR-15 Coating

This is what its all about !! Chemically combines with rust as you paint. No need to remove rust first. Great on truck and car parts such as frames, suspension, floor pans, corroded battery trays, and even engines. This is not just paint. It is so tough you will be surprised how little the chassis is effected by rocks on gravel roads.

Part No. Description

POR15DPSPG Semi gloss black..... pint 34.75

POR15DPQB Semi gloss black..... quart 55.75

POR15DPB Black pint 36.95



• Chassis Top Coat Gloss Black

This sunlight resistant coating is just right for metal that will be exposed to the sun. Its UV additives prevent sun fading and keeps that new high shine appearance. Paint over the POR-15 for the toughest, most permanent protection against rust, corrosion, and sunlight ever developed.

Part No. Description

POR15DQCHB..... quart 49.95



• Fuel Tank Sealer

This high-tech sealer is formulated to not only stop pin hole leaks but resists all fuels including those with higher alcohol content. Stops rust corrosion, and leaks permanently. Chemically bonds to the inside tank metal surface. Seals up to a 25 gallon tank.

Part No. Description

POR15DQFTS..... quart 44.75



• Marine-Clean

Cleans and degreases in one application without leaving residues, noxious fumes or flammable solvents.

Part No. Description

POR15DQMC..... quart 13.50



• POR-15 Solvent

Specially formulated for easy cleanup or thinning of POR-15 Rust Preventive Paint.

Part No. Description

POR15QSLV quart 18.50

...visit our website for **SPECIAL savings!**

RESTORED FACTORY RADIOS

Check on availability. Less antennas.



Part No.	Description		
RERA124C	1955-59 Chevrolet	each	375.00
RERA124G	1955-59 GMC	each	375.00
RERA131C	1960-63 Chevrolet	each	295.00
RERA131G	1960-63 GMC	each	295.00
RERA132C	1964-66 Chevrolet	each	295.00
RERA132G	1964-66 GMC	each	295.00



Chevrolet



GMC


• New Reproduction Radios

These are great! Just introduced! Looks like the original radio in the factory dash opening, however behind the dash is a small light weight 12 volt box with new modern controls. You have to look under the dash to know is not pure GM. Push the tuner dial and it even changes from AM to the FM stereo band! These radios support from one to four 45 watt, 4 ohm speakers.


Part No.	Description		
RA501C	1955-59 Chevrolet	each	559.95
RA501G	1955-59 GMC	each	559.95

AM-FM CASSETTE RADIOS

We now stock the high quality modern radio designed to fit and fill your dash without any cutting. For those not requiring the original AM unit, these radios are for you. Our in dash radio includes 24 watts of power, manual and automatic tuning, full balance control, digital clock, night illuminated controls, auto reverse cassette, auto scan and seek tuning, preset channel numbers, 6 AM and 18 FM stations memory, etc. The Chevrolet "Bowtie" or GMC letters displayed on the front. Twelve month limited warranty.



Part No.	Description		
RA147	1955-59 Chevrolet, not GMC	each	237.30
RAR600C	1960-63 Chevrolet	each	237.30
RAR601G	1960-63 GMC	each	237.30
RAR604C	1964-66 Chevrolet	each	237.30
RAR605G	1964-66 GMC	each	237.30



• Radio Dash Face Repair Panel

When your factory radio hole has been enlarged for an aftermarket radio. Weld this panel in place.

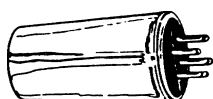
Part No.	Description		
CBR110	1955-59 Radio panel	each	49.95



TUNING KNOBS AND FLIPPERS

• Tuning Knobs and Flippers

Part No.	Description		
RA126	1955-59 Chrome, flippers	pair	11.75
KB115	1955-59 Chrome, knobs	each	8.95



RADIO TUBES

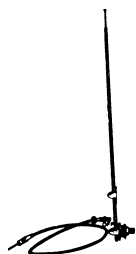
• Tubes

We have available two of the more requested tubes.

Part No.	Description		
RA121	1955-59 Vibrator tube, 12 volt (3 prong) negative ground	each	38.10
RA110	OZ4 Tube	each	17.50

RADIO

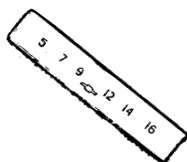
...visit our website for **SPECIAL savings!**



RADIO ANTENNA

• Radio Antenna

Part No.	Description		
RAA108	1947-72 Fits well in original body or fender hole. Close to original	each	16.00
RAA110	1955-59 Exact as original. For the show truck.....	each	62.50
RAA112	1964-66 Exact as original. For the show truck.....	each	62.50



RADIO FACEPLATES

• Radio Faceplates - 1955-59

Excellent white screen printed letters on glass plate, as original.

Part No.	Description		
RA114	1955-59 Chevrolet	each	12.95
RA116	1954-59 GMC	each	13.00



MISCELLANEOUS RADIO ITEMS

• Generator Warning Red Tag

For GM vehicles with factory radios. Warns where not to install condenser. A must for the show vehicle.

Part No.	Description		
RA118	Generator warning tag	each	2.00



• Speaker, 10 ohm

Part No.	Description		
RA120	1955-59 Fits above windshield under factory cover	each	24.95



• Dual Front Speakers

With two speakers required on the above stereo radios, we now carry dual assemblies that fit the original speaker position. These 30 watt assemblies are pre-wired to plug in easily to the radio. The result is a nice two channel stereo sound from the front speaker position only.


Part No.	Description		
RAS600	1960-63.....	each	39.95
RAS650	1964-66.....	each	39.95
RA141	1955-59.....	pair	39.95



• Radio Speaker Cover

This cover fits correctly above windshield between sunvisors to protect factory speaker.

Part No.	Description		
RA145	1955-59 Black primer.....	each	38.50
RA1451	1955-59 Chrome	each	49.95



• Speaker, Kick Panel

These non-metal panels hold the new speakers.

Part No.	Description		
RAS133	1955-59 30 watt dual coned	pair	139.95
RAS132	1960-66 80 watt 3 way.....	pair	139.95

• Radio Noise Suppressors

On some applications annoying radio noise is picked up and heard through the speakers. This is usually due to original style copper spark plug wires. It can be eliminated with our suppressors. They originally were attached to three places on your truck's electrical system. Try one or all three to eliminate noise. Place on battery terminal of voltage regulator, battery side of coil, and armature side of generator..

Part No.	Description		
RA450	Radio suppressor.....	each	15.50

SHEET METAL

...visit our website for **SPECIAL savings!**

CAB SHEET METAL

We provide a large selection of specially formed metal body panels. These excellent reproductions replace areas that are normally rusted out in these older trucks. Exact gauge, proper bends, etc.

• Cab Rear Outer Panel

This large panel even includes cab corners.

Part No.	Description		
SMC322	1955-59 Small window	each	450.00
SMC323	1955-59 Large window	each	450.00

• Dash - For Custom Smooth Look

Replaces the original metal from gauge opening (below dash eyebrow) to far right side. Eliminates glove box, heater, ash tray, radio and related knob holes. See dotted line.

Part No.	Description		
SMC400	1955-59 Chevrolet	each	86.95

• Cab Floor Pan

Part No.	Description		
SMC320	1955-59	each	595.00

• Inner Door Panels

Part No.	Description		
SMD159L	1955-59 Left	each	84.95
SMD159R	1955-59 Right	each	84.95
SMD160L	1964-66 Left	each	84.95
SMD160R	1964-66 Right	each	84.95

• Door Step and Rocker Panel Combo

SM138 and SM112 made in one stamped piece as originally provided by GM. Saves much body shop labor. Same gauge as original. Made in the USA!

Part No.	Description		
SM297L	1955-59 Left	each	95.50
SM297R	1955-59 Right	each	95.50

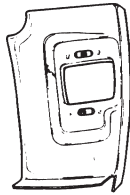
• Door Bottoms

Will perfectly fit your original doors. Includes the proper die stamped curved edges.

Part No.	Description		
SM310L	1955-59 Left	each	69.50
SM310R	1955-59 Right	each	69.50
SMD154L	1960-63 Left	each	49.95
SMD154R	1960-63 Right	each	49.95
SM203L	1964-66 Left	each	45.50
SM203R	1964-66 Right	each	45.50

SHEET METAL

...visit our website for **SPECIAL savings!**



• Door Hinge Repair Panels

Patch panel for the lower hinge area of door pillar. Die formed patch panel includes captive nuts for hinge mounting. Made in the USA!

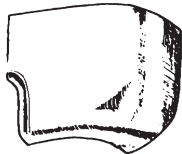
Part No. Description

SM126	1955-59 Left.....each	45.95
SM127	1955-59 Righteach	45.95

• Door Lower Exterior Skins

Part No. Description

SMD100L	1955-59 Left, lower 12"each	39.50
SMD100R	1955-59 Right, lower 12"each	39.50
SM204	1960-66 Left or right, lower 11"each	34.50



• Rear Cab Corners

Part No. Description

SM111L	1955-59 Left, approximately 14" higheach	36.50
SM111R	1955-59 Right, approximately 14" higheach	36.50
SM125L	1960-66 Left, approximately 10" higheach	27.95
SM125R	1960-66 Right, approximately 10" higheach	27.95



• Inner Cab Corners

Fits in the inner side of outer cab corner. Use with SM111.

Part No. Description

SMC200	1955-59 Left.....each	72.95
SMC201	1955-59 Righteach	72.95



• Rock Deflectors

Attaches to the lower edge of cab corners. A formed sheet metal extension, added at the factory. Helps prevent flying rocks from front tires from hitting rear fenders of stepbed trucks. Always on cabs when new. Made in USA!

Part No. Description

SM315	1955-59 2-1/2"x10"pair	39.50
-------	------------------------------	-------



• Rocker Panels

Fits horizontally below door on cab.

Part No. Description

SM112	1955-59 Left or righteach	26.75
SM250R	1960-66 Right with curved ends (GM tooling) Discontinued	
SM130L	1960-66 Left with curved ends (imported)each	55.95
SM130R	1960-66 Right with curved ends (imported)each	55.95



• Inner Rocker Panels

Fits between the outer rocker panel and the floor section.

Part No. Description

SM273	1960-66 Left or righteach	24.50
-------	---------------------------------	-------

SHEET METAL

...visit our website for **SPECIAL savings!**

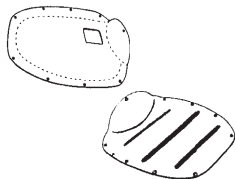
CAB SHEET METAL (continued)



• Inner Cowl Kick Panels

Bolts in place like original, in front of door in cab.

Part No.	Description		
SM299L	1955-59 Left, metal	each	25.95
SM299R	1955-59 Right, metal	each	25.95
UPK200	1960-66 Formed black plastic.....	pair	36.00



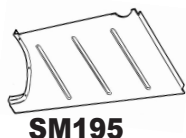
• Transmission Floor Plate Cover

Part No.	Description		
FL649	1955-59 3-speed and automatic, fiberglass	each	59.50
FL651	1955-59 3-speed and automatic, metal	each	58.00
FL650	1955-59 4-speed, fiberglass	each	58.00



• Transmission Floor Plate Screws


Part No.	Description		
FL175	1955-59 9 items	set	2.50



• Floorboard Sections - Stamped Metal

With proper bends, grooves, thickness, etc.

Part No.	Description		
SM298L	1955-59 Front left section with toe board	each	73.45
SM298R	1955-59 Front right section with toe board	each	73.45
SM195	1955-59 Right, from seat riser to mid-floor horizontal seam	each	56.95
SM239L	1964-66 Left, (minor modifications to fit 1960-63)	each	62.15
SM239R	1964-66 Right, (minor modifications to fit 1960-63).....	each	62.15



• Cab Floor Supports

Metal reinforcement brackets below floor sheet metal. These specially formed stamped steel brackets nicely replace the important floor supports which are often rusted and collapsing.

Note: On 1960-72, we provide the slip-on cover type as well as the total replacement style. Due to clearance problems, the slip-on style is the only type that can be used unless the cab is slightly lifted above the frame.

Part No.	Description		
SM302L	1955-59 Front left. Made in the USA!	each	45.50
SM302R	1955-59 Front right. Made in the USA!	each	45.50
SM199	1960-72 Front, two required per truck (slip-on)	each	10.75
SM200L	1960-72 Rear, left (slip-on)	each	16.95
SM200R	1960-72 Rear, right (slip-on)	each	16.95
SMC134	1960-66 Front, 2 per truck (total replacement)	each	19.50
SMC136	1960-72 Rear, left (total replacement)	each	19.50
SMC137	1960-72 Rear, right (total replacement)	each	19.50

SHEET METAL

...visit our website for **SPECIAL savings!**



TL093



TL082



TL224



TL1083



TL214



Make Step Joints



Weld Joint

•Sheet Metal Tools

These Spotweld Cutters are the Professional's choice for removing spot welds. They make body panel repairs easy. By cutting around the spot weld and leaving the underlying panel undamaged, the damaged panel can quickly be taken off. The panel can be repaired and welded back on or a new panel be put back on using the spotweld cutters to make plug holes for welding. Our Spotweld Cutters are used in a regular hand-held drills. There's no need to buy expensive spot weld guns to drill out spotwelds. So, whether you work in a high-end collision shop or in your garage restoring your dream machine, These Spotweld Cutters will make life easier.

Part No.	Description	
TL093	Spotweld Cutter, Premium With Skip Proof Arbor.....each	49.95
TL082	Spotweld Cutter, Premium With Standard Piloteach	32.04
TL224	Spotweld Cutter, Double-Endeach	18.50
TL096	Spotweld Cutter Kit, Premium With Skip Proof Arbor (3) 3/8" Cutters, Arbor w/ Skip-Proof Pilot, & Extra Pilot.....each	54.95
TL082	Spotweld Cutter Kit, Premium With Standard Arbor (3) 3/8" Cutters, Arbor w/ Standard Pilot, & Extra Pilot.....each	49.59
TL1083	Replacement Cutters for TL094, TL093 , TL082 & TL096 (3) 3/8" Cutters	34.95
TL214	Replacement Cutters for TL224 Three Double-End cutters (3) 3/8" Cutters.....set	17.28
TL750	Cutter Stick Lubricant For Spotweld Cutter 1.6 oz tube	6.95

This Sheet Metal Flanger makes a perfect step joint fast and easy! Repairs made in half the time with absolutely no stretching or distortion of material. Makes a perfect joint even through underbody deadener in sculptured contours and high crowns. No need to remove parts of the vehicle - with the Blair Flanger, all work is performed from one side. Lightweight 7" cam action flanger springs open for quick release and position of next compression.

TL229	Flanger, For Sheet Metal, Makes a perfect joint	each	34.95
-------	---	------	-------

BED SHEET METAL




• Front Bed Panels


Exact gauge, bends, welds, holes, etc., as original. Bolts into place.

Note: For front bed panels for the non-original truck, see the BED SHEET METAL FOR THE CUSTOM TRUCK section.

Part No.	Description	
SM116	1954-59 Stepside.....each	110.00
SM148	1958-59 Fleetside	each 157.00
SM235	1960-72 Stepside.....each	110.00
SM242	1960-66 Fleetside	each 157.00




By "Bryant Stewart"





SHEET METAL

...visit our website for **SPECIAL savings!**



• Tailgates, Stepside

Formed steel, with ends. Ready for final sanding and painting. These quality tailgates are made to original specifications. In primer.

Note: For tailgates for the non-original truck, see BED SHEET METAL FOR THE CUSTOM TRUCK section.

Part No. Description

SM122	1954-72 Chevrolet, includes block letters, like original.....each	265.00
SMB129	1954-56 GMC, original style letterseach	295.00
SMB130	1957-59 GMC, original style letterseach	269.00
SM123	1954-72 GMC, late style small block letterseach	249.75



SM176



SMT201

• Non-Lettered Custom Tailgates

These units are made for both the custom and everyday driving truck. To keep cost low, they do not have the Chevrolet or the GMC letters. They are however exact in all other areas such as being stamped from the original gauge sheet metal and include the tailgate ends for easy installation. They are in primer, ready to paint.

Part No. Description

SM176	1954-72 Blank, Stepside.....each	155.50
SM185	1954-72 With 7 rows of louvers, Stepsideeach	224.50
SM317	1954-72 With louvers in the shape of a "Bowtie", Stepsideeach	209.95
SMT201	1954-72 With large embossed "Bowtie", Stepside.....each	225.00



• Tailgate Covers

Fits over tailgate. For the custom truck. Weld in place.



Fleetside panels

Part No. Description

SM275	1954-72 Stepside, smooth surface.....each	69.95
SM276	1954-72 Stepside, with 7 rows of louverseach	79.95
SM2781	1958-66 Fleetside, smooth surfaceeach	113.00
SM2792	1958-66 Fleetside, 9 rows of louvers.....each	141.25

• Tailgate Panel - Weld-in

Covers indented horizontal area. Smooth finish.

Part No. Description

SM2952	1958-66 Fleetsideeach	62.15
--------	-----------------------------	-------



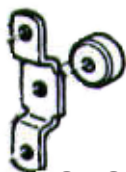
• Tailgates, Fleetside



Fleetside panels

Part No. Description

SMB123	1958-66 Chevrolet, with letterseach	369.00
SMB121	1958-66 GMC, with letterseach	369.00
SMB122	1958-66 Without letters.....each	349.50



SM231

• Tailgate Hinge Trunnions

Part No. Description

SM227	1954-72 Stepside, with bolts.....pair	10.95
SM231	1958-66 Fleetside, with bolts and bracketspair	24.50

SHEET METAL

...visit our website for **SPECIAL savings!**



• Tailgate Chains

(See below for covers.)

Part No. Description

SM228	1954-72 Stepside, exact as original, zinc plated	pair	27.00
SM230	1958-66 Fleetside, zinc plated	pair	44.50
SMT301	1954-72 Stepside, polished stainless steel.....	pair	47.75

• Tailgate Chain Pivot Bolt and Nut

Part No. Description

SM181	1958-66 Fleetside	each	7.95
-------	-------------------------	------	------



• Tailgate Chain Covers

Protect the paint on your bed with these original type tubular covers. Includes water drain hole.

Part No. Description

SM246	1932-72 Stepside, black	pair	4.75
SM2461	1932-72 Stepside, clear	pair	7.95
SM277	1958-66 Fleetside, gray as original (4 pieces).....	set	9.95



• Hidden Tailgate Latches, Stepside

For use in custom applications for replacing the old tailgate chains. This is a unique "locking" system that keeps them in open position when the gate is down. Zinc plated. These work great with the tailgate arms below.

Part No. Description

SM608	1941-72	pair	85.00
-------	---------------	------	-------



BED SHEET METAL FOR THE CUSTOM TRUCK



Fleetside panels

• Front Bed Panels

With embossed large "Bowtie" for the custom truck.

Part No. Description

SMB100	1954-59 Stepside.....	each	140.00
SMB102	1958-66 Fleetside	each	159.00



SM3112



SM3122

• Roll Pans, Rear

Gives a rounded custom appearance when rear bumper is removed. For the non-original truck. Metal construction.

Without License Plate Box

Part No. Description

SM3112	1954-72 Stepside, blank	each	85.95
SM3132	1954-72 Stepside, with 4 rows of louvers	each	97.50
SM334	1958-59 Fleetside, blank	each	75.95
SM3341	1960-66 Fleetside, blank	each	75.95

With License Plate Box

Part No. Description

SM3122	1954-72 Stepside, blank	each	127.50
SM3142	1954-72 Stepside, with 4 rows of louvers	each	134.50
SM335	1958-59 Fleetside, blank	each	135.00
SM3351	1960-66 Fleetside, blank	each	135.00



SHEET METAL

...visit our website for **SPECIAL savings!**

BED SHEET METAL FOR THE CUSTOM TRUCK (continued)

• License Plate Lights and Wiring

For use on roll pan with license plate box. Includes two lights with lens, sockets and pigtails. Use with SM3122, SM3142, and SM3001.

Part No.	Description	
LGR300	1947-72 With license plate box.....pair	19.95



• Wheelwell Housings or Tubs - Stepside

Four inch fiberglass wheel housings that attach to the inside of the stepped pickup. A great addition for the high performance stepped pickup that requires wider performance rear tires. A 3/4 " horizontal edge fastens to the bedwood. An invisible edge bolts to the bedside and these fasteners are not visible. The finished product looks almost factory.

Part No.	Description	
SM530	All years Stepside, 4"widepair	199.00



• Wheelwell Housings or Tubs- Fleetside

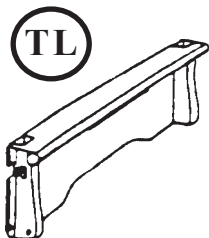
An exact copy of the original in thick fiberglass.

Part No.	Description	
SM531	1958-66 Fleetsideeach	89.50

BED SIDES FOR STEPSIDE PICKUPS

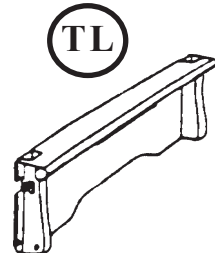
Excellent metal reproductions. Includes stake pockets and corner bed strips.

Note: For the custom truck we can provide by special order bed sides made without the square holes above the stake pockets.



• Short Bed for Stepside Pickups - 1/2 Ton

Part No.	Description	
SM171L	1955-72 Left.....each	395.50
SM171R	1955-72 Righteach	395.50

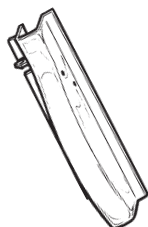


• Long Bed for Stepside Pickups - 1/2 and 3/4 Ton

Part No.	Description	
SM216L	1955-56 Left (89" wood length).....each	550.00
SM216R	1955-56 Right (89" wood length)each	550.00
SM218L	1957-59 Left (97" wood length).....each	585.00
SM218R	1957-59 Right (97" wood length)each	585.00
SM220L	1960-72 Left (97" wood length).....each	590.00
SM220R	1960-72 Right (97" wood length)each	590.00

• Cameo Bed Sides

See MISCELLANEOUS section.



• Stake Pockets, Stepside

Contour and metal gauge as original. Weld to bed sides.


Part No.	Description	
SM170LF	1954-72 Left fronteach	51.50
SM170RF	1954-72 Right front.....each	51.50
SM179LR	1954-72 Left reareach	61.50
SM179RR	1954-72 Right rear.....each	61.50

SHEET METAL

...visit our website for **SPECIAL savings!**



BED SIDES FOR STEPSIDE PICKUPS (continued)



• Bed Side Hole Cap

For the finishing touch on your modified truck. Polished aluminum. A rubber O-ring band surrounds the outside of the metal cap and holds it in place. Just press in bedside roll and the job is done.

Part No. Description

SMC100	1940-66 Smooth finish.....pair	34.50
SMC101	1940-66 With Bowtie logo.....pair	42.75

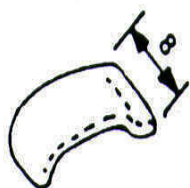


• Bed Roll Custom Lights

For the custom non-original stepside pickup. Fits in the bed roll and is a great addition to the original taillights. A pair of double filament units are both extra stop and turn signal lights. Wiring runs forward through bed roll, down a stake pocket, and connects to your harness. Complete with lens, housing, sockets, wiring, and instructions. A great extra!

Part No. Description

SMC120	1941-72 Stepside 5/8" diameter roll.....pair	81.50
--------	--	-------

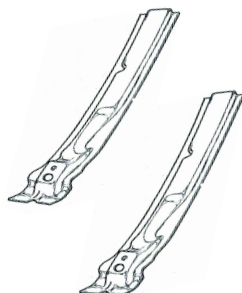


FRONT SHEET METAL

• Headlight Panel Top Section or Eyebrow

Part No. Description

SM108L	1955-57 Left.....each	57.95
SM108R	1955-57 Right.....each	57.95



• Front Fender Vertical Supports

Finally, after continual requests, we have the tooling completed. This brace attaches to the rear edge of front fender. We supply the lower 20" where rust out usually occurs. American made! Now, you can properly repair these rare expensive fenders by also using the lower outer skin, SM139 OR SM150 .

Part No. Description

MS234L	1955-59 Left.....each	34.95
MS234R	1955-59 Right.....each	34.95
SMF610L	1960-66 Front, fender vertical rear stamped brace, left.....each	38.50
SMF610R	1960-66 Front, fender vertical rear stamped brace, right.....each	38.50

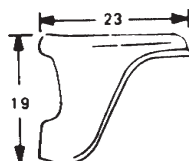


• Headlight Panels

Front section including parklight section. 1/2, 3/4, & 1 ton.

Part No. Description

SM109L	1955-57 Left.....each	59.75
SM109R	1955-57 Right.....each	59.75



• Front Side of Lower Front Fenders

From wheel well forward.

Part No. Description

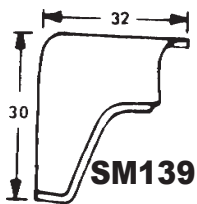
SM206L	1960-66 Left.....each	36.20
SM206R	1960-66 Right.....each	36.20



SHEET METAL

...visit our website for **SPECIAL savings!**

FRONT SHEET METAL (continued)



• **Rear Half of Front Fender**

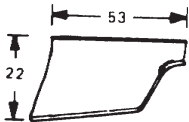
Part No.	Description		
SM139L	1955-57 Left.....	each	90.00
SM139R	1955-57 Right.....	each	90.00
SM201L	1960-66 Left.....	each	90.00
SM201R	1960-66 Right.....	each	90.00



• **Front Fender Panel**

Lower 12" rear of front fender. 1/2, 3/4, and 1 ton.

Part No.	Description		
SM150L	1955-57 Left.....	each	59.95
SM150R	1955-57 Right.....	each	59.95
SMF562L	1958-59 Left.....	each	33.95
SMF562R	1958-59 Right.....	each	33.95
SM202L	1960-66 Left.....	each	25.95
SM202R	1960-66 Right.....	each	25.95



• **Fleetside Front Outer Bed Side Quarter Panel**

Part No.	Description		
SM283L	1960-66 Left.....	each	137.50
SM283R	1960-66 Right.....	each	137.50



• **Fleetside Rear Outer Bed Side Quarter Panel**


Part No.	Description		
SM285L	1960-66 Left.....	each	122.50
SM285R	1960-66 Right.....	each	122.50



• **Fleetside Inner Bed Wall Panels**

Replaces rusted and damaged lower inner walls on both sides of the fleetside wheel tub. The holes are punched where the panel meets the bed wood and wheel tubs. Top is embossed with an offset for ease of welding. Correct 16 gauge steel. Repairs in front and behind wheelwell. Highth approx: 8". All four panels included.

Part No.	Description		
SMB460	1958-59 short bed.....	set	125.00
SMB461	1958-59 long bed.....	set	145.00
SMB462	1960-66 short bed.....	set	125.00
SMB463	1960-62 long bed.....	set	145.00
SMB464	1963-66 long bed.....	set	145.00



SHEET METAL

...visit our website for **SPECIAL savings!**



Important!

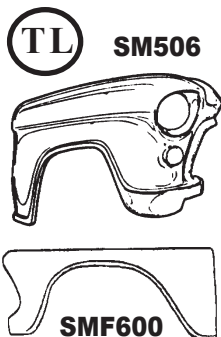
FENDERS - METAL

NOTICE: Though we try to protect our metal fenders with extra padding and custom boxes, sometimes minor dents do occur in shipping. Sorry but we can't be responsible for minor freight damage.

• Front


We have metal front fenders for those that prefer not to use fiberglass. Both fit 1/2, 3/4 and 1 ton conventional trucks.

Part No.	Description		
SM506L	1955-56 Metal, left 1/2, 3/4, and 1 ton.....	each	399.95
SM506R	1955-56 Metal, right 1/2, 3/4, and 1 ton.....	each	399.95
SM507L	1957 Metal, left 1/2, 3/4, and 1 ton	each	399.95
SM507R	1957 Metal, right 1/2, 3/4, and 1 ton	each	399.95
SM508L	1958-59 Metal, left 1/2, 3/4, and 1 ton	each	410.00
SM508R	1958-59 Metal, right 1/2, 3/4, and 1 ton.....	each	410.00
SMF600L	1960-66 Metal, left 1/2, 3/4, and 1 ton	each	235.95
SMF600R	1960-66 Metal, right 1/2, 3/4, and 1 ton.....	each	235.95



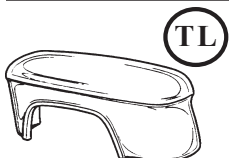
• Inner Front Fender

Part No.	Description		
SMF556L	1955-57 left.....	each	189.00
SMF556R	1955-57 right.....	each	189.00
SMF558L	1958-59 left.....	each	189.00
SMF558R	1958-59 right.....	each	189.00
SMF6066L	1960-66 left.....	each	169.00
SMF6066R	1960-66 right.....	each	169.00



• Rear

Part No.	Description		
SMF402L	1955-66 Stepside, left 1/2, 3/4, and 1 ton.....	each	369.95
SMF402R	1955-66 Stepside, right 1/2, 3/4, and 1 ton.....	each	369.95



• Fender Braces

Part No.	Description		
MSB120	1955-59 Front, steel rod as original, 1/2, 3/4, and 1 ton	pair	25.95
MSB122	1955-59 Rear, steel rod as original, 1/2 ton	pair	44.75

Note: MSB122 threads into frame as original.

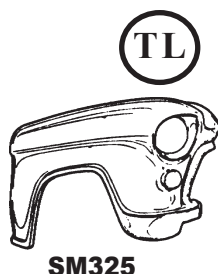


FENDERS - FIBERGLASS

We offer fiberglass fenders which we feel are the best available. These molds have been formed from "New Old Stock" GM fenders. Our fiberglass units are the state-of-art and will be an excellent replacement.

• Front

Part No.	Description		
SM325L	1955-57 Left 1/2, 3/4, and 1 ton.....	each	275.50
SM325R	1955-57 Right 1/2, 3/4, and 1 ton	each	275.50
SM326L	1958-59 Left 1/2, 3/4, and 1 ton.....	each	286.00
SM326R	1958-59 Right 1/2, 3/4, and 1 ton	each	286.00



SHEET METAL

...visit our website for **SPECIAL savings!**

FENDERS - FIBERGLASS (continued)



• **Fender Protectors**

Stop fender paint stars! Yes, sharp gravel points hitting under your fenders at high speed can put unsightly stars on the top painted surface. Protect your fiberglass and metal fenders. Deflect road gravel using specially developed "knobby" designed, flexible, SBR (Styrene, Butadiene) black panels that form and adhere to the underside of your fenders. Great insurance protection against paint stars. Guaranteed not to separate when applied properly. Each kit contains two 1/4" panels 10" x 42", adhesive, and instructions.

Part No.	Description	
SMP100	Fender protectors	pair 69.50

RUNNING BOARD STEPS

• **Running Board Steps - Metal**

Fits between rear fender and cab. (w.b. = wheelbase)



Part No.	Description	
SM567L	1955-66 1/2 Ton with 116" w.b., left	each 135.95
SM567R	1955-66 1/2 Ton with 116" w.b., right	each 135.95
SM568L	1955-56 1/2 Ton longbed and 3/4 ton , with 125" wb left	each 139.95
SM568R	1955-56 1/2 Ton longbed and 3/4 ton , with 125" wb right	each 139.95

NOTE:SM568L & R are not the extra long 1957-66 type. (We have these in excellent used units.)

• **Running Board Steps - Heavy Fiberglass**

Fits between rear fender and cab. (w.b. = wheelbase)



Part No.	Description	
SMR320L	1955-66 1/2 Ton with 116" w.b., left	each 89.00
SMR320R	1955-66 1/2 Ton with 116" w.b., right	each 89.00
SM565L	1955-56 1/2 Ton longbed and 3/4 ton , with 125" wb left	each 95.00
SM565R	1955-56 1/2 Ton longbed and 3/4 ton , with 125" wb right	each 95.00


NOTE:SMR565L & R are not the extra long 1957-66 type. (We have these in excellent used metal units.)



SPEEDOMETER AND GAUGE ITEMS



...visit our website for **SPECIAL** savings!



• Gauge Refacing Kits

Finally, a proper refacing kit for those otherwise good dash gauges. Many hours and much talent put into this product. If your gauges work, you can make them look like new with this kit. Custom waterless stick-on decals perfectly cover those weathered gauges. Kit includes detailed instructions plus decals to do all instruments, speedometer, and odometer.

Part No.	Description		
SP104	1955-59 Chevrolet, black and white	each	10.50
SP105	1954-59 GMC, black and light green. For both 80 and 100 mph gauge	each	17.50
SP222	1960-66 GMC, white on black	each	15.50



RESP183



RESP1781

• Speedometers - Rebuilt AC Delco

Professionally rebuilt includes new odometer, needle, and face decal, as appropriate. Other items rebuilt or replaced. Top quality. Made in the USA!

Part No.	Description		
RESP181	1955-59 Chevrolet	each	175.00
RESP1781	1955-59 GMC	each	145.00
RESP183	1960-63 Chevrolet	each	145.00
RESP197	1964-66 Chevrolet	each	145.00
RESP192	1960-66 GMC, 100mph	each	145.00
SPC200	Core charge for 1955-59 units listed above	core	95.00
SP187	Core charge for 1960-66 Chevrolet and GMC listed above (with needle)	core	60.00



• Speedometers - Used

Working units for the everyday truck. (Not always exact on speed) When available!

Part No.	Description		
USSP181	1955-59 Chevrolet	each	45.50
USSP183	1960-63 Chevrolet	each	45.50
USSP197	1964-66 Chevrolet	each	45.50
USSP192	1960-66 GMC	each	45.50



• Gauge Cluster - Professionally Rebuilt

Completed unit appears new! Working tested used gauges have new decals, painted needles, glass and are surrounded with new chrome bezel. These are combined with a rebuilt speedometer ready to install. For the perfectionist! (Inquire about GMC!)

Note: Temperature gauge in this cluster is electric unless specified gas filled capillary tube type.

Part No.	Description		
RESP233	1955-59 Chevrolet, with mechanical temperature unit	each	370.00
RESP233E	1955-59 Chevrolet, with electric temperature unit	each	370.00
RESP233V	1955-59 Chevrolet, with mechanical temperature unit extended for V-8	each	395.00
SPC210	Core charge for gauge cluster listed above	core	95.00



• Gauge Cluster Mounting Gasket

Protects both bezels where they attach to dash.

Part No.	Description		
SP229	1955-59 GMC	pair	9.00



SPEEDOMETER AND GAUGE ITEMS

...visit our website for **SPECIAL savings!**

SPEEDOMETER CABLES AND GROMMETS



- **Speedometer Cables with Black Vinyl Housing**
Excellent replacement.

Part No.	Description		
ME2272	1947-72 Chevrolet or GMC.....	each	21.50
ME811	1936-59 Cab over engine body	each	42.50
ME815	1960-72 4 WD.....	each	26.95



- **Speedometer Cable Firewall Grommet**
Prevent cable from contacting firewall.

Part No.	Description		
FP183	1936-59 od 1 1/4" x id 3/8"	each	1.75



GLASS DASH BEZELS, PANELS, NEEDLES, ETC.

- **Dash Faceplate**

Part No.	Description		
SP191	1955-59 Chevrolet, lettered clear plastic, as original.....	each	30.55



- **Bezel for Speedometer and Gauge Cluster**
Excellent quality. Just like original.

Part No.	Description		
SP225	1955-59 Chevrolet only, chromed die cast	each	65.00
SPS404	1964-66 Surrounds gauge face, painted	each	61.50
SPS405	1964-66 Surrounds gauge face, chrome	each	74.50

- **Bezel to Glass Gasket**

Part No.	Description		
SP199	1955-59 Chevrolet, use with SP191	set	1.70



- **Speedometer Needle**

Part No.	Description		
SP196	1955-59 Chevrolet	each	8.95

- **Speedometer Ratio Adapter**

Corrects the error in your speedometer when your rear tires or total differential has been changed. Fits all GM applications. Simply follow a vehicle with a correct speedometer and tell us what corection you need. We will have a small ratio adapter custom built for your truck. Takes minutes to install to your transmission!

Part No.	Description		
SP249	All Chevrolet or GMC	each	97.50

- **Gauges**

We restore Chevrolet AC Delco 1955-59 gauges. That look great and work like new. Check if 1955-59 GMC or 1960-66 units are available.

Part No.	Description		
RESP290	Oil gauge	each	35.50
RESP291	Amp gauge w/mounting plate	each	35.50
RESP292	Fuel gauge.....	each	47.00
REME931	Mechanical temperature gauge	each	65.00
RESP293	Electric temperature gauge.....	each	47.00
REME931V	Mechanical temperature gauge extended for 283 V-8.....	each	85.00
ME671	Refundable core charge on mechanical units above (must have dash head and engine sensor for temperature unit.)	each	50.00



TRIM

...visit our website for **SPECIAL savings!**



BODY MOLDING AND ETC.



• Windshield Trim , Stainless

Secured by the deluxe style windshield gasket.

Part No. Description


TRT598 1955-59 (Clips included).....set 149.75

• Stainless Trim Strips for Deluxe Cab

These were originally available on both the deluxe small and large window cabs. This six piece set fits around door windows and horizontally above and below the rear window. Speciality clips TR127 are sold on next page.

Part No. Description

TR157 1955-59.....each 197.75



• Windshield Trim Clips

Connects the four pieces of stainless exterior windshield trim on the deluxe model.

Part No. Description

TR274 1955-59 Stainless steel connectors (7/8" long)set 8.50



• Windshield To Dash Interior Moulding

Part No. Description

TRT597 1955-59 painted steeleach 83.50



• Windshield Lower Trim Clips

Part No. Description

CB186 1955-59 Secures trim strip at base of windshield. 8 pcsset 6.00



• Body Molding Trim Strips 1962-66

These attractive strips are normally from GM tooling. They are authentic and proper on most deluxe pickups, however will attach perfectly to the standard models that came without this trim.

Note: The more deluxe 1962-66 GMC did not come with the narrow lower door and bed moldings. See our web site for Tech articles.

Part No. Description

TR253 Front fender molding tip. Left or right, Chevrolet or GMC.....each 19.95

TR254 Front fender molding. Left or right, Chevrolet or GMCeach 29.40

TR255 Door upper molding. Left or right, Chevrolet or GMCeach 55.00

TR256L Door lower molding. Left, Chevrolet only.....each 21.50

TR256R Door lower molding. Right, Chevrolet onlyeach 21.50

TR257L Cab corner upper molding. Left, Chevrolet or GMCeach 16.95

TR257R Cab corner upper molding. Right, Chevrolet or GMC.....each 16.95

TR267 Cab corner lower molding. Left or right, Chevrolet or GMC.....each 11.30

TR259 Long bed upper molding. Left or right, Chevrolet or GMCeach 45.95

TR260 Long bed lower molding. Left or right, Chevrolet onlyeach 45.95

TR261 Short bed upper molding. Left or right, Chevrolet or GMCeach 39.55

TR262 Short bed lower molding. Left or right, Chevrolet only.....each 49.95





TRIM

...visit our website for **SPECIAL savings!**

• Trim Clips

Part No.	Description	
TR127	1955-59 Trim clips for deluxe cab stainless trim strips (TR157), over 40 items	set 22.05
TR265	1962-66 Attaches wide upper trim. Chevrolet and GMC	each 2.25
TR271	1962-66 Attaches narrow lower trim. Chevrolet only	each 1.10

• Trim Retainer Nut

On 1955-59 hood and fender die cast side trim, a special stamped steel 3/4" wide speed nut is used on the threaded studs. It acts as a nut and washer. For the perfectionist!

Part No.	Description	
TRR559	3/4"	each 1.10

IDENTIFICATION PLATES

• Door Post ID Plates

The blue and silver plates that attach to left cab door post. A mint replacement that adds the final touch to your quality restoration. (These are not the plates that contain the vehicle identification number). Approved by GM for production.

Part No.	Description	
TR258	1955 Chevrolet	each 16.90
TR251	1956-57 Chevrolet 1/2 ton	each 16.90
TR252	1958-59 Chevrolet 1/2 ton	each 16.90

WHEEL RINGS

• Stainless Steel Wheel Rings

As used on deluxe pickups. Top quality! Looks great in combination with chrome hubcaps. (Does not need attaching clips.)

Part No.	Description	
TR146	15"	each 26.00
TR147	16"	each 26.00

NOTE: At press time we were considering producing 1957-58 Cameo wheel rings. Keep in touch!

• Cameo Wheel Trim Ring

Show quality! Does not have ridges as is original on 1957-58. Were an option on 1955-56, but look great on any 15" wheel. Originally were used in combination with the smaller chrome hubcap (TR148 or TR149). (Attaching clips sold separately below.)

Part No.	Description	
TR160	1955-58 Wheel Rings Set of 4	set 180.80

• Cameo Wheel Trim Ring Clips

Part No.	Description	
TRC112	1957-58 with rubber bumper (need 5 pcs per wheel)	each 6.50

HUB CAPS

For Chevrolet and GMC pickups. Like original in shape, color, and lettering. A perfect addition to set off that special truck.

Chevrolet or GMC 1/2 Ton-Baby Moon

Part No.	Description	
TR140NC	1936-60 Chevrolet or GMC 1/2 ton, non-chrome. No-logo rounded babymoon style. You chrome or paint.....	each 7.50
TR140SS	1936-60 Stainless steel, without lettering or logo	each 25.75

TRIM

...visit our website for **SPECIAL savings!**



TR138



TR149

Hub Caps (continued)

Chevrolet 1/2 Ton

Part No. Description

TR148	1955-56 Chrome	each	47.50
TR138	1957-60 Chrome black with bow-tie emblems	each	49.75
TR273	1964-66 Chrome with red emblem, as original	each	49.95

NOTE: TR138 is correct on 1957-58 Cameo.

GMC 1/2 Ton

Part No. Description

TR149	1955-59 Chrome with red trim	each	52.95
-------	------------------------------------	------	-------

MISCELLANEOUS TRIM ITEMS

• Door Handle Trim Plates

An attractive accessory to protect exterior paint from fingernail scratches. Chromed die cast, as original on 1955-59. Also works well on 1952-55 1st. Includes templates, screws and instructions. Top quality.

Part No. Description

TR103	1955-59	pair	20.75
-------	---------------	------	-------

• Sill Plates

Fits on cab floor between door posts. Helps hold down the floor mat or carpet. Stamped metal. Left or right.

Part No. Description

TR113	1960-66 Chevrolet (with Bowtie) aluminum	each	20.00
TRT6066	1960-66 GMC (with GMC letters) chrome	each	24.50
TRT166	1960-66 Chevrolet or GMC (with no logo) chrome	each	20.00

• Sill Plate Screws

Part No. Description

TRT167	1960-66 set of 12	set	2.45
--------	-------------------------	-----	------

• Vent Shades

We stock this famous brand of stainless air deflectors. Custom made to fit the contours of your truck. These attractive awnings extend over side windows about 2 inches. Allows for air flow in cab while wet weather stays out. Chevrolet and GMC.

Part No. Description

TR163	1955-59	pair	34.50
TR183	1960-63	pair	34.50
TR184	1964-66	pair	34.50

• Tailgate Edge Protector

Attractive stainless steel horizontal trim that covers top edge of gate. Hides scratches and small dents. Improves appearance. An aftermarket accessory.

Part No. Description

TR278	1954-72 Stepside, stainless	each	28.00
-------	-----------------------------------	------	-------

EMBLEMS AND ORNAMENTS

• Front Emblem, V-8

Chrome plated die-cast as original with fasteners.

Part No. Description

TR508	1955 Black center with red bowtie.	each	199.50
TR509	1956 Black center with red bowtie.	each	199.50
TR510	1957 Red center with black bowtie.	each	199.50

TRIM

...visit our website for **SPECIAL savings!**

EMBLEMS AND ORNAMENTS

• Front Fender or Cowl Side Emblems

These die cast chrome and painted emblems perfectly replace the originals. Made in the U.S. from original GM dies. Chevrolet only. Show quality!

Part No.	Description		
TR502	1955 1/2 ton, 3100	pair	299.50
TR503	1956 1/2 ton set of 4, 3100	set	299.50
TR504	1957 1/2 ton, 3100	pair	299.50
TR505	1957 1/2 ton, Cameo 3124	pair	299.50
TR248	1960 1/2 ton	pair	59.95
TR249	1961 1/2 ton	pair	59.95
TR215	1962 1/2 ton	pair	59.95
TR216	1963 1/2 ton	pair	59.95
TR217	1964 1/2 ton	pair	59.95
TR218	1965 1/2 ton	pair	59.95
TR219	1966 1/2 ton	pair	59.95



TR216




TR218

• Front Fender and Door Emblems

In 1955-1957 emblems representing mechanical options were displayed. We have some of these in polished chromed metal. Chevrolet only.

Part No.	Description		
TR151	1955-56 "V-8" Emblem. Attaches to fender side	each	24.50
TR152	1957 "V" Emblem. Attaches to door side	each	24.50



• "Hydramatic" Emblem

Part No.	Description		
TR114	1957 Chevrolet, fits above the "V" emblem on door	each	29.50



• Front Fender V-8 Emblem, GMC Only

When the GMC's were equipped with the optional V-8, they carried a chrome emblem on their front fenders. We recently reproduced these rare emblems in metal and then had them hand polished and triple chromed plated. Limited quantities!

Part No.	Description		
TRT157	1955-57	each	89.00
TRT158	1958-59	each	89.00



• Glovebox Door Emblem

On the more deluxe 1964-66 Chevrolets, an attractive emblem was attached to the glovebox door. This narrow band displays the Chevrolet letters.

Part No.	Description		
TRT646	1964-66 Chevrolet only, gray	each	24.50
TR171	1964-66 Chevrolet only, chrome	each	29.50



CHEVROLET

TRIM



...visit our website for **SPECIAL** savings!

Emblems and Ornaments (continued)



• Cameo Bedside Rear Trim

The u-shaped trim that fits below taillight housing. Two pieces on each side. Limited production! Metal, chrome.

Part No. Description

MST510L	1957-58 Left side.....pair	99.00
MST510R	1957-58 Right side.....pair	99.00



• Bed Side Trim, 1959

Originally on the most deluxe 1959 fleetsides however will perfectly fit 1958. This is the chrome die cast on the ends of the two long horizontal bed side strips. Much hand work in these four limited production items. Includes red decals TRT159 below. See photo!

Part No. Description

TRT156	1959	set 285.00
--------	------------	------------


• Red Reflective Decal, 1959

Correct for only the 1959 with deluxe trim. Attaches to bed side and is seen through the chrome grill at end of the long bed spear. See arrow on photo below. Includes instructions.

Part No. Description

TRT159	1958-59 Included in TRT156	each 5.95
--------	----------------------------------	-----------

* Additional Cameo Parts in our Miscellaneous Section Under "Create Your Own Cameo".



Chevrolet Trucks Built To Last!

UPHOLSTERY

...visit our website for **SPECIAL savings!**

UPHOLSTERED SEAT KITS

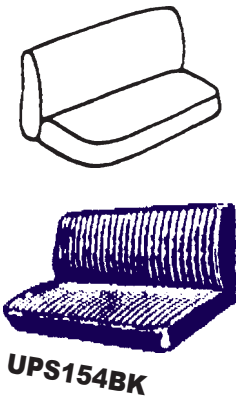
• Standard Style Seat Kits

These vinyl seat kits are either non-pleated or have 2 inch pleats. They are equal to original in quality though not exact in appearance. Provided in the more popular colors of black and fawn with other colors optional.

Note: All special order colors are not refundable. We request that you send a sample (cloth or paper) for us to match the color, so there are no mistakes. Use UP100 Installation Kit if your padding is deteriorated.

Part No. Description

UP103BK	1955-59 Non-pleated, black.....	set	145.00
UP103FN	1955-59 Non-pleated, fawn	set	145.00
UP103SO	1955-59 Non-pleated, specify special order color	set	145.00
UPS154BK	1955-59 Pleated, black	set	199.00
UPS154FN	1955-59 Pleated, fawn.....	set	199.00
UPS154	1955-59 Pleated, specify special order color	set	210.00
UPS192BK	1960-66 Non-pleated, black.....	set	145.00
UPS192FN	1960-66 Non-pleated, fawn	set	145.00
UPS192	1960-66 Non-pleated, specify special order color	set	165.00
UPS193BK	1960-66 Pleated, black	set	199.00
UPS193FN	1960-66 Pleated, fawn.....	set	199.00
UPS193	1960-66 Pleated, specify special order color	set	210.00



• Original Style Seat Kits

Note: For the perfectionist, we have several seat kits very close to the original more deluxe style. The shaping of the backrest vinyl and lower boxing is exact. The velour insert material is very close to the now obsolete original cloth.

Vinyl skirt with diamond pattern velour insert.

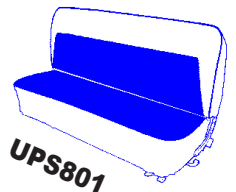
Part No. Description

UPS801	1955-59 Lt gray vinyl/charcoal velour insert	kit	275.00
UPS802	1955-59 Black vinyl/black velour insert.....	kit	275.00
UPS803	1955-59 Lt brown vinyl/sandstone velour insert	kit	275.00
UPS804	1955-59 Ivory vinyl/blue velour insert	kit	275.00
UPS805	1955-59 Ivory vinyl/burgundy velour insert.....	kit	275.00
UPS813	1960-66 Lt gray vinyl/charcoal velour insert	kit	275.00
UPS812	1960-66 Black vinyl/black velour insert.....	kit	275.00
UPS814	1960-66 Lt brown vinyl/sandstone velour insert	kit	275.00
UPS811	1960-66 Ivory vinyl/blue velour insert	kit	275.00
UPS810	1960-66 Ivory vinyl/burgundy velour insert.....	kit	275.00

Vinyl skirt with checkered pattern velour insert.

Part No. Description

UPS816	1955-59 Lt gray vinyl/charcoal velour insert	kit	285.00
UPS817	1955-59 Black vinyl/black velour insert.....	kit	285.00
UPS815	1955-59 Lt brown vinyl/walnut velour insert.....	kit	285.00
UPS818	1955-59 Ivory vinyl/blue velour insert	kit	285.00
UPS819	1955-59 Ivory vinyl/burgundy velour insert.....	kit	285.00
UPS820	1960-66 Lt gray vinyl/charcoal velour insert	kit	285.00
UPS821	1960-66 Black vinyl/black velour insert.....	kit	285.00
UPS823	1960-66 Lt brown vinyl/walnut velour insert.....	kit	285.00
UPS824	1960-66 Ivory vinyl/blue velour insert	kit	285.00
UPS825	1960-66 Ivory vinyl/burgundy velour insert.....	kit	285.00



UPHOLSTERY



...visit our website for **SPECIAL** savings!

UPHOLSTERED SEAT KITS (continued)

• Seat Upholstery Installation Kit

Part No.	Description	
UP100	Installation kit Includes cotton, burlap, clips, and instructions.....	kit 39.75



• Seat to Frame "C" Clips

If your originals are broken, we have the replacements. Secures seat material to frame edges with no hog ring holes.

Part No.	Description	
UP220	1937-59 70 clips (included in UP100).....	set 4.80

• Trim Panels for Behind Seat Back Cushion

Attaches to back of seat and covers springs. (These were used in large rear window cabs to hide seat springs.)

Part No.	Description	
UP223GR	1955-59 Gray.....	each 59.00

• Kick Panels

Not original, but a nice extra. Improves appearance of interior.


Part No.	Description	
UPK200	1960-66 Black vinyl inserts.....	pair 36.00



• Headliners

Complete vinyl textured sheet includes insulation backing.

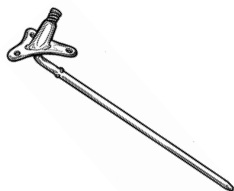
Part No.	Description	
UP144	1955-59 Black.....	each 44.50
UP145	1955-59 White (as used on most 1955-56 Cameo).....	each 49.50
UP146	1955-59 Red.....	each 49.50



• Headliner Rubber

Fits around edge of headliner.

Part No.	Description	
CB155	1955-59 Black.....	each 22.60
CB156	1955-59 White, as used on early Cameos.....	each 24.90



SUNVISORS

These sunvisor pads and brackets are, made just like GM's.

• Brackets Only

Part No.	Description	
UPV135	1955-59 Left.....	each 22.75
UPV134	1955-59 Right.....	each 22.75
UPV117	1960-66 Left.....	each 22.75
UPV118	1960-66 Right.....	each 22.75

UPHOLSTERY

...visit our website for **SPECIAL savings!**

SUNVISORS (continued)

• Sunvisor Pads Only

Includes sewed edging hinge, board and cover.



Part No. Description

UPV136	1947-59 Black.....each	27.15
UPV159	1947-59 Light Gray.....each	27.15
UPV157	1947-59 Brown.....each	27.15
UPV160	1947-59 Pearl Beige.....each	27.15
UPV158	1947-59 Dark Gray.....each	27.15
UPV161	1947-59 Tan.....each	27.15
UPV162	1960-66 Black.....each	30.55
UPV163	1960-66 Fawn.....each	30.55



• Sunvisor Screws

Part No. Description

UPV145	1955-66 Set of three.....set	2.00
--------	------------------------------	------

ARM RESTS

• Arm Rests

Beautiful quality reproductions.

Note: Complete arm rests include templates and proper screws.



Part No. Description

UPA141	1955-63 Black.....each	45.95
UPA142	1955-63 Beige.....each	45.95
UPA143	1955-63 Gray.....each	45.95
UPA164	1955-63 Red upholstery with Beige base.....each	45.95
UPA168	1964-67 Black.....each	29.75
UPA168G	1964-67 Medium Gray.....each	29.75
UPA168RD	1964-67 Red.....each	29.75

• Door Panel Fastening Screws

Part No. Description

UP165	1955 small diameter.....set	7.00
UPD151	1956-66.....set	14.70

CARPETING

We use quality material to perfectly fit your truck. Though carpeting is not original, it is an excellent addition to the custom truck. Black is our most popular color. However, we can provide a large number of colors to nicely harmonize with your trucks interior. These are special order items and therefore cannot be returned. We therefore request that you send us a color sample, either cloth or paper, so you receive the shade carpet you want.

Note: Loop carpet was used during the 1950's - 1970's. The pile texture is as used in factory new vehicles today.

• 3-Speed 2 Wheel Drive and Automatic - Low Hump in Floor Center

Part No. Description

UP202B	1955-59 Black, cut pile.....each	139.95
UPC176	1955-59 Specify color, loop pile.....each	145.00
UPC174	1955-59 Specify color, cut pile.....each	145.00
UPC177	1960-66 Black, loop pile.....each	139.95
UPC178	1960-66 Black, cut pile.....each	145.00
UPC180	1960-66 Specify color, loop pile.....each	145.00
UPC186	1960-66 Specify color, cut pile.....each	145.00



UPHOLSTERY



...visit our website for **SPECIAL** savings!

CARPETING (continued)

• 4-Speed 2 Wheel Drive and 4x4's - High Hump in Floor Center

Part No. Description

UP200B	1955-59 Black, loop pile	each	139.95
UP204B	1955-59 Black, cut pile	each	139.95
UPC175	1955-59 Specify color, loop pile	each	145.00
UP204SO	1955-59 Specify color, cut pile	each	145.00
UPC179	1960-66 Black, loop pile	each	139.95
UPC187	1960-66 Black, cut pile	each	139.95
UPC181	1960-66 Specify color, loop pile	each	145.00
UPC189	1960-66 Specify color, cut pile	each	145.00



MISCELLANEOUS UPHOLSTERY

• Gas Tank Covers

A die stamped grained cardboard covering like original for tanks behind seat.

Part No. Description

UP166	1960-66	each	33.90
-------	---------------	------	-------



CHEVROLET SUBURBANS



New Task-Force Carryall Suburban

...visit our website for SPECIAL savings!

We are one of the leaders in sales of used truck parts for 1934-72.

Chances are good we will find your needs in our large inventory.

Inquire about items not listed here. **Note:** These parts are in good restorable condition. Very few items are sand blasted or cleaned. Most do not have a specific part number. Their prices are based on condition and availability.

• Bed Sides

A major price drop from our new bed sides. May have some scrapes and minor tears. Includes stake pockets. No rust out. Inquire.

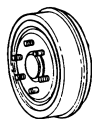
1955-72

• Brake Drums - Front or Rear

1/2 ton with 6 bolts. Turned and ready to install.

1951-70 Front with hubs

1951-70 Rear



• Brake Drums Front with Hubs

1/2 ton with 5 bolts, turned. Necessary if you install 5 bolt wheels on your 1959 and older GM pickup.

1959 and Older

• Bumpers - Front

1955-66 Other styles available

• Cylinder Heads

Chevrolet six cylinder, cleaned and surfaced, no valves
GMC six cylinder, cleaned and surfaced, no valves.....

Note: Inquire on heads that are ready to install.

• Defroster Ducts

Vent outlets on dash.

1955-59 or 1960-66 Specify left or right

• Distributor

1954-62 Chevrolet 235 engine

• Door Hinges

Specify year and upper or lower

Though difficult to find, we try to obtain used original doors with minimum rust.

• Doors, Without Hardware

1955-59 Extends through cab side

• Exhaust and Intake Manifold Combination

Chevrolet 235 or 261 engine

• Gas Tank Filler Tube


• Glovebox Door

1955-72 Specify your year. Chevrolet or GMC

• Glovebox Locks

Nice appearance.

1954-72 Smooth button, no key position



• Headlight Fender Buckets

1955-57 No rust out

1958-59 No rust out



• Headlight Switches


1955-59

1960-63

1964-66

• Cowl and Fender Emblem

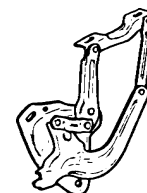
1955-66 Specify your year



• Horn

Original, 12 volt, works good, but needs cosmetics.

1955-66 Specify your year



• Hood Hinges

Inquire about 1955-57 or 1958-59

1960-66

1960-66

• Ignition Housing with Key and Cylinder

1955-59 Foot start type

1960-62

1963-66



• Inner Fenders

No rust out. Specify left or right.

1955-57

1958-59

1960-66



• Oil Filter Assembly

The housing will need cleaning and painting. Chevrolet, six cylinder, with new lines and new disposable cartridge

1955-59
1960-62 (with mounting brackets)

USED PARTS



...visit our website for **SPECIAL savings!**

- **Rear Window Stainless Trim**


1960-63 and 1964-66

- **Spindle, For Front Axle**

1955-59 1/2 ton

1960-62 1/2 ton

1963-66 1/2 ton



- **Seat Spring Cushions**

Back rest or seat bottom

- **Steering Column**

Complete with good gear box and shaft.

1955-59 (specify year)

- **Sunvisor Brackets - Inside**

1955-59, 1960-66 Left or right side

- **Trailing Arms**

1960-72 Approx. 5' long from rear axle forward

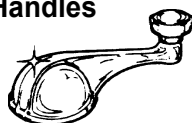
- **Wheels - 15"**

1961-70 1/2 ton, six bolt holes with raised bumps to hold hub caps

1960-66 3/4 ton, eight bolt holes, split rim, with inside hub cap clips

- **Window Crank or Inside Door Handles**

1955-66



- **Wing Vent Assembly**

1955-59 No rust out, specify left or right

1960-63 No rust out, specify left or right

- **Wiper Motors**

Electric. 12 volt. Original GM.

1955-57

1958-59

1960-62

1963-68



1
9
6
3

CHEVROLET TRUCKS

Cost Less . . . Carry heavier loads!

CHEVROLET MOTOR DIVISION,
General Motors Corporation, DETROIT 2,
MICHIGAN

WINDOW ITEMS

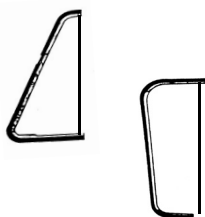
...visit our website for SPECIAL savings!



• Windshield

Part No.	Description		
WI489	1955-59 Clear	each	305.00
WI153	1955-59 Tinted	each	290.00
WI155	1960-63 Tinted	each	455.00
WI157	1964-66 Tinted	each	257.75

NOTE: All windshields have a \$30.00 container and handling charge.



• Wing Vent Glass

With green tint.

Part No.	Description		
WI103	1955-59 Clear	each	19.95
WI103T	1955-59 Green Tinted	each	26.75
WI104	1960-63 Clear	each	23.00
WI104T	1960-63 Green Tinted	each	26.00
WI105	1964-66 Clear	each	19.95
WI105T	1964-66 Green Tinted	each	23.50

• Door Glass

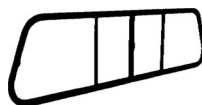
Part No.	Description		
WI559	1955-59 Clear	each	65.00
WI559T	1955-59 With green tint	each	69.50
WI600	1960-63 Clear	each	65.00
WI600T	1960-63 With green tint	each	69.50
WI601	1964-66 Clear	each	63.50
WI601T	1964-66 With green tint	each	73.50



• Window, Rear

Part No.	Description		
WI221	1955-59 Small window clear	each	79.00
WI420	1955-59 Small window with green tint	each	99.00
WI222	1955-59 Large window clear	each	244.95
WI421	1955-59 Large window with green tint	each	279.00

NOTE: WI222 and WI421 have a \$30.00 container and handling charge.




• Window, Rear Sliding

Not original but a nice addition to your cab. Use with seal WI233 or WI234.

Part No.	Description		
WI168	1960-66 Small window	each	145.00
WI190	1960-66 Large window	each	149.00

• Glass Setting Tape

Part No.	Description		
WI101	For securing roll-up and wing vent glass	foot	.90



• Window Channel

Premium quality. Properly cloth coated and lined. Stop the rattling or breaking of your roll up door glass. Will give years of service.

Part No.	Description		
WI204	1955-59 Black	pair	39.95
WI211	1960-63 Black	pair	39.50
WI212	1964-66 Black	pair	39.50

WINDOW ITEMS

...visit our website for **SPECIAL savings!**



	<ul style="list-style-type: none">• Vertical Division Bar Channel Felt Liner Takes wear out of the vertical without replacing it. Glue to original division bar. Top quality.																				
	<table><tr><th>Part No.</th><th>Description</th><th></th><th></th></tr><tr><td>WI206</td><td>1955-59 Black.....</td><td>pair</td><td>8.50</td></tr></table>	Part No.	Description			WI206	1955-59 Black.....	pair	8.50												
Part No.	Description																				
WI206	1955-59 Black.....	pair	8.50																		
	<ul style="list-style-type: none">• Front Ventilator Weather Strip “Wing Vent Rubber”. As original, with vertical division bar rubber. Metal tabs inserted in vertical rubber. Set includes 4 pieces. Surrounds vent window for like-new seal. Material specially treated to resist deterioration from sun’s rays. The best available.																				
	<table><tr><th>Part No.</th><th>Description</th><th></th><th></th></tr><tr><td>WI209</td><td>1955-59.....</td><td>set</td><td>27.95</td></tr><tr><td>WI236</td><td>1960-63.....</td><td>set</td><td>28.95</td></tr><tr><td>WI237</td><td>1964-66.....</td><td>set</td><td>28.95</td></tr></table>	Part No.	Description			WI209	1955-59.....	set	27.95	WI236	1960-63.....	set	28.95	WI237	1964-66.....	set	28.95				
Part No.	Description																				
WI209	1955-59.....	set	27.95																		
WI236	1960-63.....	set	28.95																		
WI237	1964-66.....	set	28.95																		
	<ul style="list-style-type: none">• Wing Vent Frame Pivot Spring Keeps tension on frame inside door.																				
	<table><tr><th>Part No.</th><th>Description</th><th></th><th></th></tr><tr><td>WIR235</td><td>1955-72.....</td><td>each</td><td>7.50</td></tr></table>	Part No.	Description			WIR235	1955-72.....	each	7.50												
Part No.	Description																				
WIR235	1955-72.....	each	7.50																		
	<ul style="list-style-type: none">• Vent Window Handles Chrome die-cast as original.																				
	<table><tr><th>Part No.</th><th>Description</th><th></th><th></th></tr><tr><td>WI112L</td><td>1955-59 Left.....</td><td>each</td><td>12.50</td></tr><tr><td>WI112R</td><td>1955-59 Right</td><td>each</td><td>12.50</td></tr><tr><td>WI113L</td><td>1960-67 Left.....</td><td>each</td><td>10.75</td></tr><tr><td>WI113R</td><td>1960-67 Right</td><td>each</td><td>10.75</td></tr></table>	Part No.	Description			WI112L	1955-59 Left.....	each	12.50	WI112R	1955-59 Right	each	12.50	WI113L	1960-67 Left.....	each	10.75	WI113R	1960-67 Right	each	10.75
Part No.	Description																				
WI112L	1955-59 Left.....	each	12.50																		
WI112R	1955-59 Right	each	12.50																		
WI113L	1960-67 Left.....	each	10.75																		
WI113R	1960-67 Right	each	10.75																		
	<ul style="list-style-type: none">• Window, Horizontal Seal Includes attached clips for easily securing to both side window frames. Often referred to as “Catwhiskers”. Show quality.																				
	<table><tr><th>Part No.</th><th>Description</th><th></th><th></th></tr><tr><td>WI243</td><td>1955-59.....</td><td>set</td><td>24.95</td></tr><tr><td>WI244</td><td>1960-63.....</td><td>set</td><td>24.95</td></tr><tr><td>WI245</td><td>1964-66.....</td><td>set</td><td>24.95</td></tr></table>	Part No.	Description			WI243	1955-59.....	set	24.95	WI244	1960-63.....	set	24.95	WI245	1964-66.....	set	24.95				
Part No.	Description																				
WI243	1955-59.....	set	24.95																		
WI244	1960-63.....	set	24.95																		
WI245	1964-66.....	set	24.95																		
	<ul style="list-style-type: none">• Side Window Horizontal Edge Rubber Seal																				
	<table><tr><th>Part No.</th><th>Description</th><th></th><th></th></tr><tr><td>WI219</td><td>1955-59 Use when replacing door glass</td><td>pair</td><td>8.50</td></tr></table>	Part No.	Description			WI219	1955-59 Use when replacing door glass	pair	8.50												
Part No.	Description																				
WI219	1955-59 Use when replacing door glass	pair	8.50																		
	<ul style="list-style-type: none">• Door Glass Lower Frame Screw Sets Includes the proper screws and barrel nuts for attaching upper to horizontal glass frame.																				
	<table><tr><th>Part No.</th><th>Description</th><th></th><th></th></tr><tr><td>WI227</td><td>1955-59 Enough for one truck</td><td>set</td><td>7.50</td></tr></table>	Part No.	Description			WI227	1955-59 Enough for one truck	set	7.50												
Part No.	Description																				
WI227	1955-59 Enough for one truck	set	7.50																		
	<ul style="list-style-type: none">• Window, Inside Handle																				
	<table><tr><th>Part No.</th><th>Description</th><th></th><th></th></tr><tr><td>WI120</td><td>1947-66 Chrome with black knob and set screw</td><td>each</td><td>10.95</td></tr></table>	Part No.	Description			WI120	1947-66 Chrome with black knob and set screw	each	10.95												
Part No.	Description																				
WI120	1947-66 Chrome with black knob and set screw	each	10.95																		

WINDOW ITEMS

...visit our website for SPECIAL savings!

• Window, Inside Handle Set Screw

US threads, not metric.

Part No. Description

WI121 1947-66 Included in WI120each 2.50



• Window Crank-up or Regulator Assembly Spring

Replace the original.

Part No. Description

WI160 1947-66each 4.75



• Windshield Gaskets

New black rubber formed as original.

Part No. Description

WI128 1955-59 Standardeach 33.50

WI129 1955-59 Deluxeeach 33.50

WI130 1960-63 Standardeach 33.50

WI131 1960-63 Deluxeeach 33.50

WI144 1964-66 Standardeach 35.50

WI145 1964-66 Deluxeeach 35.50

Note: Deluxe gaskets have a center cut to hold your optional stainless trim (not included) which surrounds glass.



• Windshield Trim , Stainless

Secured by the deluxe style windshield gasket.

Part No. Description

TRT598 1955-59 (TR274 clips included)set 149.75



• Windshield Trim Clips

Connects the four pieces of stainless windshield trim on the deluxe model.

Part No. Description

TR274 1955-59 Windshield clips 3/4" longset 8.50



• Windshield To Dash Interior Moulding

Part No. Description

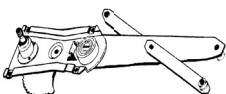
TRT597 1955-59 (clips sold below)each 83.50



• Windshield Dash Moulding Clips

Part No. Description

CB186 1955-59 Secures trim strip at base of windshield. 8 pcsset 6.95



• Window Regulator

The side window crank up assembly.

Part No. Description

WI191L 1955-59 Lefteach 49.95


WI191R 1955-59 Righteach 49.95

WIR210 1960-63 Lefteach 89.95

WIR211 1960-63 Righteach 89.95

WI192L 1964-66 Lefteach 65.00

WI192R 1964-66 Righteach 65.00



• Window Regulator Repair Kit

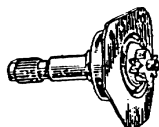
Replace worn parts to give a smoother operation.

Part No. Description

WI199 1955-63 Left or rightkit 24.50

WI300 1964-66 Left or righteach 26.95

WIR200 1955-66 Plastic regulator roller and rivet replacementpair 6.00




WINDOW ITEMS



...visit our website for **SPECIAL savings!**

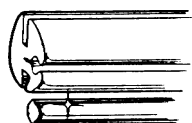
• Window, Rear Glass Rubber Kits



Part No.	Description	
WI133	1942-59 With black filler strip. Small rear window	kit 21.50
WI134	1942-59 With chrome filler strip. Small rear window.....	kit 24.75
WI135	1955-66 With black filler strip. Large rear window	set 29.50
WI136	1955-66 With chrome filler strip. Large rear window	set 34.50
WI233	1960-66 With black filler strip. Small rear window	set 19.50
WI234	1960-66 With chrome filler strip. Small rear window.....	set 24.50

Note: The chrome filler strip (WI134, WI136, AND WI234) is not original but a nice addition to the custom truck.

• Window, Rear Glass Rubber Kits for Panel or Suburban



Part No.	Description	
WI1371	1939-59 Close to original style (for double doors)	pair 24.50
WI139	1947-59 Lift gate	each 30.00
WI189	1960-72 Double doors, 2 windows	set 28.25
WIG200	1960-66 Lift gate	each 34.40


• Window, Rear and Corner Glass Filler Strip Installation Tool

Save glass shop installation fees. Necessary when putting in lock strip. Top quality.



Part No.	Description	
WI140	Glass filler installation tool	each 9.50

• Window Channel for Suburban Rear Quarter Window



Part No.	Description	
WI320	1960-66 One solid window opening	each 39.50
WI321	1960-66 One slider and one solid window opening	each 44.50



1964-66 GMC

WIPER ITEMS

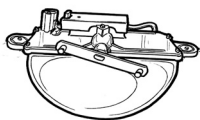
...visit our website for **SPECIAL savings!**

• Wiper Motors, Reconditioned Original Vacuums

Exchange only.

Part No. Description

REWW125	1955-57.....each	52.00
REWW126	1958-59.....each	52.00
WW112	Core charge for REWW125 and REWW126core	35.00

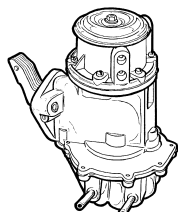


• Fuel Pump, Double Action

To help stop vacuum wiper slow down, this combination fuel pump and vacuum pump may be appropriate. These were originally optional on pickups and standard equipment on large trucks. Six cylinder only. 1955-59 Chevrolet and GMC.

Part No. Description

ME222	1937-62 Chevrolet and 1939-59 GMC six cylinder.....each	110.00
-------	---	--------



• Electric 12 Volt Wiper Motors

1955-59: Finally, a quality heavy duty two speed unit that is self parking, steel geared and specially made for the older trucks. Do not compare these with the light, nylon geared units currently on the market. Ours are all American made! Easy bolt-in application. Even uses your original wiper transmission arms. Includes in-dash switch.

Part No. Description

WW153	1955-57 New replacement for "original vacuum"each	219.50
WW154	1958-59 New replacement for "original vacuum"each	219.50



• Wiper Motor Conversion - Electric Replacement Switch

Part No. Description

ELS510	1947-59 2-Speedeach	18.95
--------	---------------------------	-------

Note: Standard replacement for WW153 and WW154.

• Wiper Motor

Just like your original. Easy bolt-on application.

Part No. Description

WW146	1963-72 2-speed electric 3 terminaleach	113.50
WW245	1963-72 3-speed electric 4 terminaleach	113.50
WW300	Core charge for WW146 and WW245core	20.00

Note: If you are replacing the GM electric unit, see our used units on page 156.



• Wiper Motor Gasket

Between wiper motor and body. Lessens wiper motor noise against sheet metal.

Part No. Description

WW405	1963-72.....each	4.95
-------	------------------	------



• Windshield Washer Pump

Attaches to wiper motor.

Part No. Description

WW259	1960-63.....each	27.50
WW260	1964-72.....each	41.75

• Windshield Washer Pump Rebuild Kit




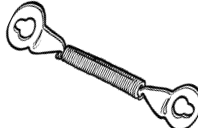



Part No. Description

WW219	1964-72.....kit	12.50
-------	-----------------	-------

WIPER ITEMS



...visit our website for **SPECIAL savings!**

	• Wiper Cowl Bezels		
	Part No.	Description	
	WW147	1955-59 Chrome.....	pair 19.95
	• Wiper Bezel Nut		
	Part No.	Description	
	WW132	1947-59 Chrome.....	pair 3.75
	• Wiper Transmission Outer Gaskets		
	Fits on cowl below bezel.		
	Part No.	Description	
	WW208	1955-59.....	pair 2.50
	• Wiper Transmission Arm Spring Retainers		
	Secures the two transmission arms to vacuum wiper motor.		
	Part No.	Description	
	WW107	1954-59.....	each 3.00
	• Wiper Blades		
	Part No.	Description	
	WW121	1955-59 Modern type (approximately 12").....	each 11.95
	WW127	1960-66 Modern type (approximately 13").....	each 13.95
	• Wiper Arms		
	As original. Stainless steel.		
	Part No.	Description	
	WW113L1	1954-59 Left.....	each 14.75
	WW113R2	1954-59 Right.....	each 14.75
	WW128L	1960-66 Left.....	each 13.75
	WW128R	1960-66 Right.....	each 13.75
	• Wiper Vacuum Tubing		
	Connects wiper motor to intake manifold.		
	Part No.	Description	
	WW114	Vacuum tubing.....	foot .95
	• Vacuum Line Firewall Grommet		
	Protects wiper vacuum line as it passes through firewall.		
	Part No.	Description	
	FP104	1936-59.....	each 1.00
	• Wiper Motor Attaching Screws		
	Secures original vacuum wiper motor to under dash brackets.		
	Part No.	Description	
	WW103	1947-59.....	pair 1.15

WIPER ITEMS


...visit our website for **SPECIAL savings!**



• Wiper Washer Jars			
Part No.	Description		
WW143	1964-72 Plastic jar, from GM tooling (includes cap)		each 14.95



• Wiper Washer Jar Mounting Bracket			
Part No.	Description		
WW144	1964-72		each 10.50




YOU SAVE MONEY WITH THE DIFFERENCE IN PERFORMANCE & ECONOMY GMC'S V-6 ENGINE GIVES YOU

Here's America's first V-6 engine - exclusive with GMC Trucks. But, that isn't the only way it's different. In normal use, with proper care, it has a potential of up to 200,000 miles without major over-haul. Add to this its outstanding performance and economy of operation and it's easy to see why it stands alone as today's truly modern truck power.

(OVER)

NOTES



NOTES

