



**On Line
...Specials!**
check our website frequently!

Did You Know?

*We have an agreement with the US Post Office
They pickup at our dock daily! You receive your small packages
much less than the UPS one pound minimum freight charge.
This saves you "much" in shipping costs.*

Prices Subject to Change

*Sometimes freight, raw materials, or a vendor will change prices before a new
catalog can be printed! Therefore, if in doubt on pricing, check our on-line catalogs.
They are up to date and show all changes. Their pricing is correct!*

**Jim
Carter**



Truck Parts



E-mail: info@oldchevytrucks.com

...to place an order call

...or Shop On line!

1-800-862-1913

oldchevytrucks.com



GENERAL INFORMATION

...visit our website for **SPECIAL** savings!

Placing Your Order

Merchandise can be ordered by...

Phone, Mail, 24hr. Fax, ...or by visiting our Website!

Showroom Hours: 9AM till 5PM central standard time.

Closed Weekends

Phone: 1-800-842-1913 or 1-816-833-1913

24hr. Fax: 1-800-262-3749 or 1-816-252-3749

Mail Order Forms ...are located in the back of this catalog.

Web: www.oldchevytrucks.com

outside the U.S. and Canada:

United Kingdom 0-800-89-5813

Germany 0130-815630

New Zealand 0-800-449196

Australia 1-800-123-510

Freight and Handling Policy!

We are well aware of your concern about freight and handling charges.



FedEx

DHL

Our history will verify that shipping and handling fees are fair and as low as possible.

Your invoice will give you the amount of your order including all shipping charges.

If... you don't send enough money on freight, we will mail you a note requesting an additional payment. Please pay this quickly, as we reserve the right to hold future shipments if this is not paid. Overpayments on freight will usually be credited in our computer for your next order, - unless you request otherwise.

Our computerized scales tell us the least expensive way to ship with UPS, FedEx, or U.S. Mail.

Our high-volume, lower-freight discounts save you \$\$ with each order!

Because we are in the heart of America, we don't charge across the country high freight.

How Shipped.....

Majority of items are sent Federal Express (Fed Ex) with each parcel insured up to \$100 at no extra cost.

US Postal Service is used for most lighter weight boxes...

Common Carrier Truck Line for heavier or oversized items.

Service by Air Freight...

Need parts fast. We ship by air!

For an extra fee, we offer next day, and second day delivery.

Just tell us this requirement when you order!

Truck Line Orders...

All large items that must be shipped truck line **must be prepaid**.

In addition, a crating or boxing charge may be added to

your order if items are very heavy and require special handling.

Remember, shipping to a commercial address rather than your home **always lowers** your freight charges!

Inspect **all** incoming packages for damage.

If damages are observed make sure the driver notes and signs the receipt as being damaged.

This  icon is shown beside **all larger items** found in this catalog.

Questions? E-mail us at: info@jimcartertruckparts.com



GENERAL INFORMATION

...visit our website for **SPECIAL** savings!



Back Orders

At times we are temporarily out of a part you requested. It will be put on backorder and shipped as soon as it arrives. We will notify you in 30 days (if we do not receive your merchandise) that your backorder is being cancelled. Any held money will be returned. Please notify our sales dept., or write a note on your MAIL ORDER FORM that you do not want unavailable items backordered.

Cores and Core Charges

A core is your **old part** that we must have in exchange when you buy certain rebuilt parts. The core must be rebuildable and must be the same as the part that was purchased. Core fees are charged plus the cost of the part.

Example: RESP230 \$300 plus core SPC233 \$100 = \$400. The \$100 core charge will be refunded when we receive your core (only if it is rebuildable). If a core is not rebuildable, you will be notified and we will return it if you so desire. Your core may be required for rebuilding. Cores must be **shipped prepaid** to us.

Special Order Items

Some unusual hard to find items are not stocked. We will try to locate them when we receive your order. These special order parts are non-returnable unless sent incorrectly.



Payment

We accept checks, money orders, or you can use your Visa, MasterCard, or Discover Card. NO C.O.D.'s. Foreign residents please pay in U.S. funds.

Damaged Merchandise

- **United Parcel Service** - Contact our customer service!
- **UPS or FedEx** Contact your local office. Damaged items must be left in original container for UPS or FedEx to inspect. They will contact us after inspection.
- **U.S. Post Office** - We insure your shipment only if you provide us with extra funds. If items are received damaged and you requested insurance, take entire container to your local post office, they will make a claim.
- **Truck Lines** - **Do not sign delivery receipt if product is damaged without the driver noting**, or damaged items **will not** be covered. Contact their office at once. They will have a representative contact you!

Returning Items

- We will accept returned unused merchandise within 30 days of our invoice date.
- Unused items over 30 days of purchase will be given a store credit toward future purchases.
- No items without "a Return Authorization number" on the outside of returned package.
- Return shipping by **C.O.D. not accepted**.
- **If we...** filled the order incorrectly we will also reimburse you for freight.

If you ordered wrong or no longer want the item, you may return it within the 30 days and you are responsible for return freight cost. You are subject to a 20% restocking fee after 30 days. (Minimum \$5)

Important!:

NO returns without your invoice!

NO return of special order items!

NO cash returns after 30 days!

PRICES ARE SUBJECT TO CHANGE WITHOUT NOTICE.





TABLE OF CONTENTS

...visit our website for **SPECIAL savings!**

A

· Accelerator Pedals, Seals, Etc.	32
· Accessory Listings	59
· Air Filters	42,89
· Alternators Bracket	45
· Alternators & Conversion	31, 45-46
· Ash Tray Handle	51
· Axle Bumpers	95

B

· Bar/Counter Stool	107
· Baseball Caps	101-102
· Battery Cables & Etc.	28
· Battery Floor Hole Cover	115
· Battery Tray Assembly	33
· Bed Cross Sills	14-15
· Bed Floors, Metal	13
· Bed Mounting Blocks	10
· Bed Items, Miscellaneous	15
· Bed Panel	114-115
· Bed Roll Custom Lights	56
· Bed Sides & Etc	117-118
· Bed Strip Bolt Mounting Sets	10-11
· Bed Strips	13-14
· Bed Wood	12
· Bed-To-Frame Bolt Kits	10
· Blue Dots	100
· Brake Cables & Etc.	67
· Brake Division Blocks	66
· Brake Drums	68
· Brake Lines	66
· Brake Conversion	47
· Brake Parts	47-48, 64-67
· Bumper Bolts, Nuts, Etc.	36
· Bumper Brace	104
· Bumpers and Related Items	104

C

· Cab Corners	114
· Cab Insulation Kit	16
· Cab Mount Kits	19
· Cab Over Engine	119
· Cab Part & Misc. Items	19
· Cab Repair Panels	114
· Cab Windlace Seals & retainer	16,17
· Carburetors	87
· Choke and Throttle Cables	50
· Clutch Parts	69-71

· Clutch Head Tools	15,98
· Coffee Mugs	101
· Coils and Cut-Outs	27
· Cooling System	71-72
· Cowl Panels	114
· Cowl Vent Gaskets	16
· Cowl Vent Pivot Bolts	16
· Crank Hole Cover & Surround	39

D

· Dash Trim	20
· Dash Trim Clips	20, 126
· Decals:Grille, Tailgate, Oil	
· Filters, Hubcaps	21-22
· Dimmer Switch	26
· Distributor Items	46,75
· Distributor Cap	76
· Door Bumpers	25
· Door Bottoms	115
· Door Components	23-25
· Door Ferrules	24
· Door Handles	24
· Door Hinges	23
· Door Lubrication Stickers	98
· Door Patch Panels, Exterior	23,114
· Draglinks	85
· Door Striker Plates	24
· Drive Shaft Bushing	74
· Driveshaft & Differential Items	73-74

E

· Electrical Items	26-31
· Dash/Courtesy Switch	26
· Rear Door Switch,Panel/Sub.	26
· Emblems and Ornaments	125
· Engine Bolt Kit	42
· Engine Components	75-84
· Engine Gaskets	77-79
· Engines, Used	84
· Exhaust Manifold	44, 84
· Exhaust Parts	84-85

F

· Fan and Fan Belts	72
· Fender Bolts	15
· Fender Braces	120
· Fender Protectors	120
· Fender Welt & Inner Gaskets	41
· Fenders	119-120
· Fenton Headers, Intake	43-44
· Firewall Related Items	29, 37
· Flashlight, Vintage	106
· Floor Items	32-34

· Floor Mats	32
· Floorboard Sections, Screws	34,115
· Flywheel Ring Gear	70
· Foglight	52
· Front End and Steering Parts	85-86
· Fuel System	86-90

G

· Gas Caps	90
· Gas Filler Neck Grommets	17
· Gas Tanks	89
· Gas Tank Sending Unit	89
· Gauges	122-124
· Gauge Decals	122
· Gauge Cluster Assembly	122
· Generators, Rebuilt, Cutout	27,75
· Glovebox Cardboard, Etc.	17
· Glovebox Hinge	17
· Grease Fittings	95
· Grille, GMC Items	38-40
· Grille Shells	38, 120
· Grilles and Related Items	37-40
· Grille Bar Clips, COE	38,126

H

· Halogen Headlights	58
· Headlight Assembly & Items	52-53
· Headers, Exhaust	43-44
· Header Panels	19-20
· Headlight Knobs	50
· Headlight Stands	52
· Headlight Switch	26
· Headliners	128
· Heads, Engine	84
· Heat Riser Spring	84
· Heater Blower Switch	26
· Heater Duct Tubing	91
· High Performance Items	42-49
· Hinge Pins	96
· Hood related & Hinge	40,120-121
· Hood Ornaments & Trim	125-126
· Hood Related Items	40-41
· Horn Button Assembly & Etc.	18-19
· Hub Cap Wheel Clips	91
· Hub Caps	99, 125-126
· Hush Mats	16
· Hydrovac Power Brake	64

I

· Identification Tags	101
· Ignition Parts	26
· Intake Manifold, Warming kit	43

TABLE OF CONTENTS

...visit our website for SPECIAL savings!



K		<ul style="list-style-type: none"> · Radiator Support Pads 41 · Radiators & Items 71-72 · Radio Antenna 113 · Restored Radio 113 · Ring & Pinion 48 · Rocker Arm Shaft 79 · Running Board to Bed Apron 117 · Running Boards 105 · Running Boards Items 34,105-106 	<ul style="list-style-type: none"> · Timing Gears 80-81 · Tire Tubes 98 · Tool Bag 100 · Transmission Parts 45,69-71 · Truck Cover 106 · Turn Signal Kits & Etc. 31
L		<ul style="list-style-type: none"> · Leaf Springs & Items 48,93-94 · License Plate Bracket 41 · License Plate Fasteners 100 · Lifters 79 · Light Bulbs, Six Volt 57 · Lug Nuts 93 	U
M		<ul style="list-style-type: none"> · Manuals, Miscellaneous 59-63 · Master Cylinder & Etc. 64 · Master Cylinder, Floor Hole Cover 34 · Mirror Arms 96 · Mirrors, Outside 96 · Motor Mounts 45,76-77 · Muffler and Components 84-85 	<ul style="list-style-type: none"> · Universal Joints 73-74 · Upholstered Seat Kits 127 · Used Parts, Inquire! 131-132
O		<ul style="list-style-type: none"> · Offenhouser 44 · Oil Caps 92 · Oil Filter Assembly 42, 92 · Oil Filter Lines 92 · Oil Engine Line 83 · Oil Pump 83 · Owner's Manuals 59,60 	V
P		<ul style="list-style-type: none"> · Paint, Bumper and Grille 111 · Paint, Engine 110 · Paint, Exterior and Interior 108-111 · Park Brake Boot 33 · Parklight Assemblies, Lens & Gaskets, & Etc. 53-54 · Pistons and Rings 81 · POR-15 112 · Pressure Plate 69 	<ul style="list-style-type: none"> · Vacuum Advance 75-76 · Valves 80 · Valve Cover & Etc. 43 · Voltage Booster 28 · Voltage Reducers 28,113 · Voltage Regulators 27
R		<ul style="list-style-type: none"> · Radiator Caps 71 · Radiator Hoses 71 	W
S		<ul style="list-style-type: none"> · Sales Brochures 60 · Salesman's Data Books 60 · Seat Bumpers & Rails 20 · Seat Covers 127 · Shift Knobs 51 · Shock Absorber and Links 94 · Shock Absorber Conversion 48 · Shop Manuals 59 · Shop Signs Decals 98 · Spare Tire Assembly 100 · Spare Tire Hook 100 · Spark Plug Wire Sets 29, 46 · Spark Plugs 76 · Speedometers 122 · Speedometer Cables 92, 124 · Speedometer Items 122, 124 · Splash Apron & Brackets 36 · Spring Bolts and Bushing 94 · Spring Shackles 93 · Stake Pockets 118 · Starter & Items 34,75 · Starter Solenoid 26 · Starter Switch 26 · Steering Column Seal & Etc. 18,33 · Steering Mast Bearing 19 · Steering Parts 18,86 · Steering Wheel 18 · Step Plates 106 · Stoplight Switch 27 · Suspension Parts 47-49, 93-95 · Switch, Under Dash 26 	<ul style="list-style-type: none"> · Water Pump Adapter Plate 72 · Water Pump Packing 72 · Water Pumps 72 · Wheel Bearings 68 · Wheel Cylinders 65 · Wheel Trim Rings 125 · Wheel Seals 68 · Wheel Studs 99 · Wheels 97 · Window Channel 134 · Window Glass, Patterns 133,137 · Window Outer Seal 134 · Window Regulator Repair Parts 134-135 · Window, Rear Glass Rubber Kit 136 · Windshield Connecting V-Bars 136 · Windshield Connector 135 · Windshield Crank-Out 135 · Windshield Frames 135 · Windshield Gaskets 134 · Windshield Post Covers 135 · Wiper Arms and Blades 138-139 · Wiper Items 20,138-139 · Wiper Motors 138 · Wire, Cotton Covered, Loom 29 · Wiring Harness Clips 30 · Wiring Harnesses, PVC Wire 30
T		<ul style="list-style-type: none"> · T-shirts 102 · Tail Pipe, Heat Shield & Etc. 15,84 · Tailgate Chains & Etc. 116 · Tailgate Hinges 116 · Tailgates 115-116 · Taillights and Parts 54-57 · Temperature Sending Unit 123 · Terminal Blocks 29 	



INTRODUCTION

...visit our website for SPECIAL savings!

An introduction page may seem a little unusual for a parts catalog, however, it is an excellent way to tell you something about myself and my business. You should know some details about a company or a person you plan on dealing with. Since we sell parts worldwide, this is probably the best way to tell you who I am and why I have a Chevrolet and GMC truck parts business.

My first antique car, a Model A Ford, was purchased during my college years in the mid-1960's. Over several years, I personally gave it a ground-up restoration and became very active in local and national clubs. Though I still have a Model A, my interest has gradually drifted toward early GM pickups.

In 1978, I purchased my present 1950 Chevrolet 1/2 ton pickup to use as a driver. Though it worked well, the decision was finally made to give it a near total restoration. This began the truck parts business. While some parts waited for their turn in the restoration, persons would request them for immediate use. I would then reorder for my own use. This began to snowball and soon, with some experimental ads in national magazines, plus my enjoyment of trucks, the business took off.

After 15 years with a major national corporation, it was felt that this field was more rewarding. A decision was made that a mid-life career change should be made. All past sales and business expertise would be put into making this a successful enterprise. This has been done with many personal rewards. The goal is to continue to look ahead, develop and introduce new parts for the older

GM pickup. When we do what we enjoy, there are no limitations on achievements!

We are now seeing the early stepside pickup growing in popularity like the Model A Ford in the 1960's. I share the opinion, with many, that desirability of the Chevrolet and GMC stepside pickups has just begun to grow. It will far surpass the popularity of the Model A Ford. Even now, the choice lower production items for these trucks are becoming very difficult to find as more people visit the few remaining salvage yards having older vehicles. You own your old GM truck at the right time. It is an investment even if you enjoy using it as a driver.

Yes, this business sells parts, but it is based on service to the customer. My personal involvement in the restoration of pickups, plus more than 40 years enjoying antiques, results in this dealer loving the business I am in. Over 20 employees, many phone lines, two to three daily FedEx and US mail visits, 5 storage buildings, etc. makes service to our customers among the best!! Do not hesitate to call if we can be of assistance.

Thanks,

E-mail: info@oldchevytrucks.com

You'll like our web site:

www.oldchevytrucks.com



TIPS & HINTS

...visit our website for SPECIAL savings!



One of the more common questions asked is, "How do I tell the different years of these trucks?" Your truck may have come without a title, many do. Some have parts interchanged with several years, even though they are correct for only one year. Body and bed changes during the last 30 to 60 years, just to keep the truck going, now make some restorations confusing.

In the following, several items per year will be mentioned which might help you, in the field, when looking to buy a truck or just parts. The comment by each year does not mean it is always exclusive to that year. If you feel some errors exist, please let us know.

- 1934-35** Cab doors and body reinforced with wood. Windshield is held open with a wingnut on both windshield sides. Hood sides have four vertical louvers on each side. Chevrolet blue Bowtie emblem is on the front top of the grille shell, not attached to grille. No glovebox. Gauges are black with white letters. Engine as in 1936 is a 207 six cylinder. Brakes are cable activated, not hydraulic.
- Early 1936** Final use of the "high roof" cab. Doors have three hinges. Round dash gauges black with white letters. Headlights attach to short bar between fender and radiator. Top of windshield frame has square corners and round lower corners. Bowtie emblem attaches to grille and each side of hood. First year for hydraulic brakes.
- Late 1936** Beginning of the "low roof" cab. The only remaining body wood is the front door posts and a horizontal connector. Windshield frame has round corners and is 12" high. Half ton bed length continues 72". Running board tread still has diamond like raised spots. Doors have two hinges. Gas tank under rear of bed with filler through bed side behind fender. Round dash gauges have cream colored faces. First year for GMC pickup.
- 1937** Gas tank filler under seat results in half cushion bottom raised to fill tank. Windshield frame is 1936 except is 14" high. Chevrolet introduces the 216 engine. This was used through 1953. Half ton bed length 77". Chevrolet emblem attached to upper middle of grille. Running board tread runs length of board. The GMC pickup uses the valve-in block (flat head) six cylinder borrowed from Oldsmobile.
- 1938** Much like the 1937, however, by mid '38 gas tank fillers extend through the cab wall. Chevrolet front emblem is at top of the grille. The GMC 1/2 ton pickup uses the flat head six cylinder engine borrowed from Pontiac. This engine even has the Pontiac Indian head cast in the right side of the block. As in 1939 the Chevrolet bumpers have one full length groove on the face.
- 1939** As in 1940, Chevrolet tailgate has script lettering. Speedometer is round, not a rectangular type as 1940 to 1946. First year for the two piece windshield. Black dash knobs and window crank knobs. GMC introduces its own high pressure 228 engine. This basic engine design used through 1959. Last oval taillights on Chevrolet.
- 1940** Chevrolet bumpers have two full length grooves on face. One piece headliner. Hood lacing on cowl is fabric, not rubber as later. Rose tan dash knobs in 1940 to 1946. First year for sealed beam headlights. This results in small bullet-like parklights on top of front fenders. The rectangular taillight first introduced on Chevrolet and is carried through 1953.
- 1941** No stamped name in Chevrolet tailgate. Last year for right hand outside door lock in handle. Steering column is painted black. Six planks in bed. Rear window frame is die cast metal on outside over rubber. Rubber gas tank grommet. Headlight assemblies now secured to top of fenders.
- 1942** Right outside door lock moves down into the door. Late 1942 uses leather gas tank grommet. Two piece headliner.
- 1946** Seven planks in bed. Rear window now without metal exterior frame. Steering column painted brown. As in 1942, windlace around door opening covered with brown leatherette. As with earlier years, no weather seal secured to doors. Gas tank grommet went back to rubber. Gas tank continues to be located under seat.
- 1946 vs. 1947** Note: Occasionally a customer's truck is titled 1947 but the body design is 1946. It can make ordering parts confusing.
Reasoning:
(1) In several factories the 1946 design was carried over through about May 1947.
(2) The GM "Master Parts Catalog" does not show an early 1947. When this year is mentioned it always refers to the 1947-55 1st series "Advanced Body Style".




1934-46 TRUCK TRIVIA

*...visit our website for **SPECIAL** savings!*

A great increase in GM truck rebuilding is now occurring throughout the country. Though most enthusiasts build a fun truck with numerous modifications and drive them daily, some require their vehicle to be as detailed as they were when new. For those involved in restoring their truck to this exact originality, the following data should be of interest. These appear to be several of the more asked questions about the subject of restoration by our customers.

- From 1939 and up, the GMC six cylinder was a high pressure insert bearing engine - initially 228 and 248 cubic inches. Chevrolet trucks did not adopt the full insert bearing engine until 1954. This results in their similar appearing dash clusters with the of maximum oil pressure gauge reading of 80# for GMC and 30# for Chevrolet.
- Dark green was the standard exterior paint color. Most other colors, including black, were a non-cost option.
- The GMC with six-volt system uses a positive ground electrical system. Chevrolet uses negative ground.
- The GMC and Chevrolet pickups share bodies, most suspension, transmissions, etc. - not engines, grilles, tailgates, exterior colors or hub caps.
- In 1946 the 8 hole split rim was introduced on the 3/4 tons. Prior to this, the 3/4 tons used a heavier 6 bolt wheel than the ones on the 1/2 tons. These are often referred to as the artillery or scalloped type wheel.
- Early trucks were titled on either the body ID plate or engine number. If your title used the engine number and it has been replaced over the years, you may have major problems in selling or licensing.
- The famous Chevrolet high pressure 235 engine was used between 1954 and 1962. It's big brother, with some larger internal parts, was the 261 engine. A low pressure Chevrolet 235 was available on larger trucks only between 1941 and 1953. This earlier 235 has little in common with it's later 235 relative.
- Whitewall tires were not available from the factory during these early years.
- The pickup running boards were black painted steel. The rubber covering was reserved for cars.
- Sealed beam headlights were first used on new trucks in 1940.
- The 4-speed transmission (optional on 1/2 ton) during these years is not synchronized. The driver must "double clutch" between shifts. The 3-speed was synchronized, but only in second and third gear.
- Electric wiper motors were not available from GM.
- The first year of the 1939-46 series had a different dash. Therefore, the 1939 glove box and windshield crankout assembly is used this one year only.
- These body style changes are grouped into the following years. 1934-36 high cab, 1936-38 low cab, and 1939-46.
- The right taillight was an option. Very few trucks had these dealer installed options.
- The Chevrolet 216 engine was used in both light trucks and cars between 1937-53. For the roads of the early years, they were great little engines!
- GMC began light truck production in 1936. Before this their primary market had been large trucks. With the "Great depression" GMC need to help sales!
- The pickup bed floors were oak until about 1940. From approximately 1941 until the last wood bottom stepside in 1987, the material was hard yellow pine. It was painted, not varnished. On at least 1946 and older the wood was painted black. Between 1941-1946 GMC, pickups used metal bottom beds, not wood.
- During 1939-40, the Chevrolet 1/2 and 3/4 ton tailgate displayed its lettering in script style. The other years between 1934-46 had plain tailgates with no letters. GMC however, always used their logo on the 1936-46 tailgates.

Truck users buy more **CHEVROLET TRUCKS** than any other make



Buy Wisely—Buy Chevrolets

The combined experience of truck buyers in all parts of the nation points irresistibly to the following plain, practical, hard-headed fact:

It pays in all ways to buy Chevrolets!

Large and small truck users alike buy more Chevrolet trucks than any other make because they *know* that Chevrolets stand up better and last longer than does any other truck offering anything like Chevrolet savings in purchase price, operation and upkeep.

And the rewards of buying Chevrolet trucks

are even greater today than in any previous year.

Vitally important improvements in the Chevrolet line for 1940 have added still further to the strength of Chevrolet construction, to the efficiency of Chevrolet Valve-in-Head six-cylinder performance, and to the all-round economy of Chevrolet ownership.

Why gamble on your truck purchase? Buy the *proved* leader! Buy Chevrolet trucks—"The Thrift-Carriers for the Nation"—best haulers, best savers, best sellers in the entire truck field!

CHEVROLET MOTOR DIVISION, General Motors Sales Corporation, DETROIT, MICHIGAN

Best Haulers . . Best Savers . . Best Sellers

...visit our website for **SPECIAL savings!**

BED BOLTS

BED-TO-FRAME BOLT KITS

Includes correct carriage bolts, hex nuts, lock washers, and difficult to find flat washers with offset square hole.



• Zinc Plated

For wood floor beds.

Part No.	Description	
BP1411	1934-46 Short bed (1/2 ton).....set	13.95
BP1421	1934-46 Long bed (1/2 ton and 3/4 ton)set	15.95
BP1431	1934-46 Extra long bed (1 ton)set	16.95

• Stainless Steel Type

For wood floor beds.

Part No.	Description	
BP1441	1934-46 Short bed (1/2 ton).....set	31.50
BP1451	1934-46 Long bed (1/2 ton and 3/4 ton)set	37.50
BP1461	1934-46 Extra long bed (1 ton)set	39.95

• GMC Metal Bottom Bed Bolt Kits

Includes special oval washers, carriage bolts, hex nuts, and lock washers. Zinc plated.

Part No.	Description	
BP172	1940-46 Short bed (1/2 ton).....set	20.35
BP173	1940-46 Long bed (1/2 ton and 3/4 ton)set	23.75

• Bed Washers


Though included in above kits, we also provide these individually. With correct offset square hole.



Part No.	Description	
BP176	1934-66 Round, stamped steel with correct offset square holeseach	1.25
BP177	1934-66 Round, stainless steel with correct offset square holeseach	2.95
BP510	1934-66 High Polished Stainless steeleach	4.95
BP178	1940-46 Oval, stamped steel. Used on GMC metal bottom bedseach	1.75

BED MOUNTING BLOCKS AND PADS

Cut and drilled hardwood and rubber pad set. Ready to install.



• Short Bed 1/2 Ton


Part No.	Description	
BP135	1934-40.....set	19.95
BP136	1941-46.....set	19.95
BP200	1940-46 GMC with original metal bed floorset	18.95

• Long Bed 1/2 and 3/4 Ton

Part No.	Description	
BP138	1934-40.....set	24.95
BP1381	1941-46.....set	24.95
BP201	1940-46 GMC with original metal bed floorset	18.95

BED PARTS

...visit our website for **SPECIAL savings!**



BED STRIP BOLT MOUNTING SETS

Includes the two sizes of carriage bolts, proper flat and lock washers. 250 to 400 pieces depending on year.

• "Zinc Plated" Bolts

Short Bed 1/2 Ton Stepside

Part No.	Description		
BP156ZP	1934-45.....	set	22.95
BP186ZP	1946.....	set	23.95

Long Bed 1/2 and 3/4 Ton Stepside

Part No.	Description		
BP159ZP	1934-45.....	set	26.50
BP187ZP	1946.....	set	26.95

Extra Long Bed 1 Ton Stepside

Part No.	Description		
BP162ZP	1934-45.....	set	28.95
BP189ZP	1946.....	set	29.95



• "Ribbed Carriage" Bolts

Specially manufactured bolts with hidden shoulders below the oval head. Eliminates concern of placing square holes in bed strips that have not been punched. This type bolt holds tight in a drilled round hole, but changes are not visible after installation. Zinc plated steel only.

Short Bed 1/2 Ton Stepside

Part No.	Description		
BP156RC	1934-45.....	set	29.95
BP186RC	1946.....	set	30.95

Long Bed 1/2 and 3/4 Ton Stepside

Part No.	Description		
BP159RC	1934-45.....	set	37.50
BP187RC	1946.....	set	38.50

Extra Long Bed 1 Ton Stepside

Part No.	Description		
BP162RC	1934-45.....	set	41.55
BP189RC	1946.....	set	42.75



• "Stainless Steel" Bolts

Stainless steel carriage bolt mounting kits. For that extra touch, especially nice when used with the stainless steel bed strips. Will never rust. To keep your cost down, these kit's use stainless for the visible carriage bolts only. Zinc plated for underside.

Short Bed 1/2 Ton Stepside

Part No.	Description		
BP156SS	1934-45.....	set	44.75
BP186SS	1946.....	set	44.75

Long Bed 1/2 and 3/4 Ton Stepside

Part No.	Description		
BP159SS	1934-45.....	set	51.45
BP187SS	1946.....	set	53.75



BED PARTS

...visit our website for **SPECIAL savings!**




BED STRIP BOLT MOUNTING SETS (continued)

Extra Long Bed 1 Ton Stepside

Part No.	Description		
BP162SS	1934-45.....	set	59.35
BP189SS	1946.....	set	59.90

STEPSIDE BED WOOD SETS

Planks cut and grooved. Excellent quality "C" Grade hard yellow pine (P) or clear red oak (O) is used in the manufacturing of these replacement wood sets. Wood is smooth finish with a very attractive grain.



• Short Bed 1/2 Ton Stepside

Part No.	Description		
BP123P	1934-36 6 board 72"	set	195.00
BP123O	1934-36 6 board 72"	set	235.00
BP215P	1937-39 6 board 76"	set	247.50
BP215O	1937-39 6 board 76"	set	300.00
BP216P	1940-45 6 board 77"	set	195.00
BP216O	1940-45 6 board 77"	set	235.00
BP191P	1946 7 board 77 1/8"	set	195.00
BP191O	1946 7 board 77 1/8"	set	235.00

• Long Bed 1/2 and 3/4 Ton Stepside

Part No.	Description		
BP126P	1934-36 6 board 84 3/4"	set	215.00
BP126O	1934-36 6 board 84 3/4"	set	250.00
BP217P	1937-39 6 board 85 3/4"	set	215.00
BP217O	1937-39 6 board 85 3/4"	set	250.00
BP218P	1940-45 6 board 85 3/4"	set	215.00
BP218O	1940-45 6 board 85 3/4"	set	250.00
BP193P	1946 7 board 85 3/4"	set	215.00
BP193O	1946 7 board 85 3/4"	set	250.00



• Extra Long Bed 1 Ton Stepside

Part No.	Description		
BP129P	1934-36 6 board 107"	set	240.00
BP129O	1934-36 6 board 107"	set	280.00
BP220P	1937-39 6 board 107"	set	240.00
BP220O	1937-39 6 board 107"	set	280.00
BP221P	1940-45 6 board 107"	set	240.00
BP221O	1940-45 6 board 107"	set	280.00
BP195P	1946 7 board 107"	set	240.00
BP195O	1946 7 board 107"	set	280.00

• Suburban and Panel Trucks 1/2 Ton

Part No.	Description		
BP508P	1939-45 6 board	set	370.00
BP508O	1939-45 6 board	set	450.00
BP509P	1946 7 board.....	set	215.00
BP509O	1946 7 board	set	250.00

BED PARTS

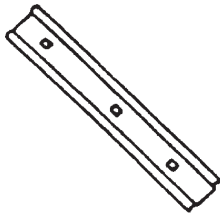
...visit our website for **SPECIAL savings!**



STEPSIDE METAL BED STRIPS (TL) Over 97" Ship Truckline.

• Cold Rolled Steel Bed Strips

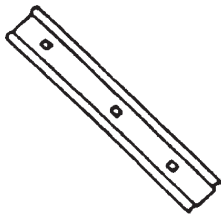
1-1/2 inches wide as original. Punched strips have exact hole spacings and length. Non punched strips may be slightly longer and need to be trimmed to length.



Part No.	Description		
BP114	1/2 ton (non punched) 77-1/8"	each	11.00
BP11689	3/4 ton (non punched) 89"	each	12.50
BP118	1 ton (non punched) 107"	each	18.00
BP1151	1934-36 1/2 ton (punched)	each	11.00
BP1152	1937-39 1/2 ton (punched)	set	55.00
BP1153	1940-46 1/2 ton (punched)	each	11.00
BP11701	1936 3/4 ton (punched) Chevrolet only.....	each	12.50
BP11702	1937-39 3/4 ton (punched) Chevrolet only	set	55.00
BP12101	1937-39 1/2 ton longbed and 3/4 ton GMC 89-7/8"	set	50.25
BP11703	1940-46 3/4 ton (punched)	each	12.50

• Stainless Steel Bed Strips

For that extra touch. Eliminate the possible peeling of chrome plating. Will never rust. Always bright. Replaces the original cold rolled steel perfectly.

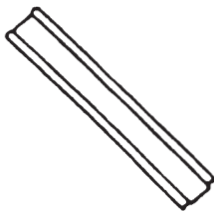


Part No.	Description		
BP119	1/2 ton (non punched) 77-1/8"	each	18.50
BP12189	3/4 ton (non punched) 89"	each	19.50
BP262	1 ton (non punched) 107"	each	24.50
BP1201	1934-36 1/2 ton (punched)	each	20.00
BP1202	1937-39 1/2 ton (punched)	set	89.90
BP1203	1940-46 1/2 ton (punched)	each	20.00
BP12202	1937-39 3/4 ton (punched) Chevrolet only	set	92.50
BP12012	1937-39 1/2 ton longbed and 3/4 ton GMC 89-7/8"	set	92.50
BP12203	1940-46 3/4 ton (punched)	each	21.90

• Bed Strips for the Custom, Non-Original Truck

When you want a completely smooth "no bolt" look in your bed. These anodized high shine aluminum strips secure the wood planks as well as the originals. Special fasteners slide in the underside groove to the location of original bolts. Uses original grooves in wood planks.

Note: You cut length to fit.



Part No.	Description		
BP1225	For short beds, 80 inches with fasteners	each	39.95
BP1226	For long beds, 97 inches with fasteners	each	44.50
BP171	Fastener Kit set of 8, with 3 fender washers (for 1 strip)	set	34.95

STEPSIDE METAL "CORNER" BED STRIPS

(TL) Over 97" Ship Truckline.

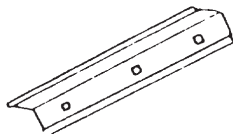
Welds to bed sides and lays over edge of wood bed plank.

• Cold Rolled Steel

Part No.	Description		
BPSN077	1/2 ton (non punched) 77-1/8"	each	17.95
BPSN089	3/4 ton (non punched) 89"	each	22.95
BPSN0107	1 ton (non punched) 107"	each	25.95
BPS0007	1934-36 Mid (Center curve as original) 1/2 ton (punched)	pair	46.00
BPS0001	1934-36 (straight only) 1/2 ton (punched)	pair	39.50
BPS0002	1937-39 1/2 ton (punched)	pair	39.50
BPS0003	1940-46 1/2 ton (punched)	pair	39.50
BPS0102	1937-39 3/4 ton (punched) Chevrolet only	pair	42.70
BPS0101	1937-39 1/2 ton longbed and 3/4 ton GMC	pair	42.70
BPS0103	1940-46 3/4 ton (punched)	pair	44.00



BPS0007

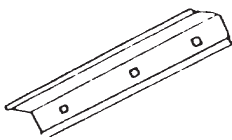


• Stainless Steel

Part No.	Description		
BPSN177	1/2 ton (non punched) 77-1/8"	each	27.90
BPSN189	3/4 ton (non punched) 89"	each	29.95
BPSN1107	1 ton (non punched) 107"	each	35.95
BPS1009	1934-36 Mid (Center curve as original) 1/2 ton (punched)	pair	69.50
BPS1001	1934-36 (straight only) 1/2 ton (punched)	pair	58.25
BPS1002	1937-39 1/2 ton (punched)	pair	69.50
BPS1003	1940-46 1/2 ton (punched)	pair	69.50
BPS1102	1937-39 3/4 ton (punched) Chevrolet only	pair	69.50
BPS1101	1937-39 1/2 ton longbed and 3/4 ton GMC	pair	69.50
BPS1103	1940-46 3/4 ton (punched)	pair	69.50



BPS1009

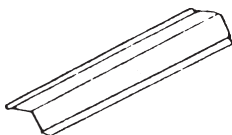


• Corner Bed Strip Covers, Stainless Steel

We have the answer for those wanting stainless steel corner angles, but don't like the burn spots from welding them to the bed sides. These are made to fit over your pre-existing steel corners. You maintain the strength of the originals but now have the stainless appearance. Saves body shop expense.

Note: This item does not fit well over reproduction corners.

Part No.	Description		
BPS1097	77-1/8" (non punched)	pair	52.75
BPS1096	97" (non punched)	pair	52.75

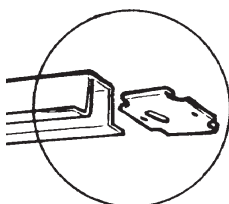


BED CROSS SILLS

• Cross Sills, Front and Middle. Made in USA!

Like original. Includes the two pad support plates with each sill. Drill 1/4" holes for bed strips depending on the width of the boards in your bed.

Part No.	Description		
BP101	1934-53 Stepside. Shorten on 1934-46 (1/2 and 3/4 ton only)	each	24.95

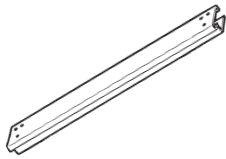


BED PARTS

...visit our website for **SPECIAL savings!**



BED CROSS SILLS (continued)



• Cross Sills, Rear. Made in USA!

Fits below tailgate. Heavy steel for wood floor as original.

Part No. Description

BP104 1934-39 50 7/8"each 99.00

BP183 1940-46 54 3/4"each 98.00

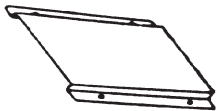
• Cross Sill, 1940-46 GMC Rear. Made in USA!

Used with original metal bed floor. Includes the two stamped strips which you weld over the corrugated bed floor end.

Part No. Description

BP273 1940-46 Metal flooreach 134.50

MISCELLANEOUS BED PARTS




• Tailpipe Shields. Made in USA!

A must for that exact restoration. Perfectly replaces the lost or damaged factory metal plate that secures to the underside of bed. Protects bed wood from tailpipe heat damage.

Part No. Description

BP147 1934-46each 7.95



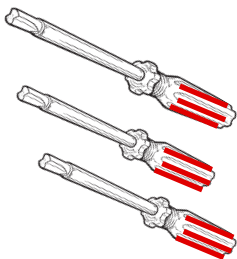
• Rear Fender Bolts

Secures fender to bedside. Correct pan head design.

Part No. Description

BP149 1934-72 Phillips headeach .75

BP148 1941-54 Clutch head as original on most pickupseach 1.15




• Clutch Head Drivers

We stock the three clutch head drivers used in these early trucks. This includes the large 5/16" size that fits the above stepside rear fender bolt.

Part No. Description

MS313 Clutch head driversset 16.95





CAB RELATED PARTS

...visit our website for **SPECIAL savings!**



CAB INSULATION KITS

• Cab Insulation Kits

Most people love our older GM trucks but some wish for the more quiet riding comfort found in modern vehicles. We have the solution with new "state of the art" truck acoustic technology. Our kits use a multistage, automotive insulation, and dampening system that nicely controls cab noise, metal vibration, and heat.

In about two hours you can install these pre-sized self-adhesive sound damper pads plus the pre-trimmed heat absorber / barrier panels that are custom cut to the size of your trucks interior. Once the headliner, door panels, floor mat, seat cushions and rear metal interior panels are put back in place, no one will see the barrier material, but you will know immediately on the first drive! Instructions include location and labels on each panel. Spray adhesive and sealing tape help complete the improvements. (Vertical portion of firewall insulation included in FP147 cover in our Front Parts section.)

Part No. Description

CBK150	1934-46 Cab Insulation.....kit	483.00
--------	--------------------------------	--------

HUSH MAT!



• Cab Insulation Sheets by HushMat, Black

Now an inexpensive way to quiet your ride on all early trucks and cars! Eliminates much road noise and vibration plus provides thermal insulation.

Apply to door and roof skin, cab panels, and floors from firewall to rear panel. Virtually no pre-cleaning. One-Step application simply cut, peel, and stick. Approx: .07 inches thick. Bends and forms easily. Cut sheets to the size needed. The black color helps hide it in dark places.

Part No. Description

CBK161	10 sheets 12" x 12" (covers 10 sq. ft)	set	89.95
CBK162	20 sheets 12" x 23" (covers 38 sq. ft)	set	249.95

COWL VENT GASKETS

• Cowl Vent Gaskets (Between hood and windshield.)

Part No. Description

CB219	1934-46 Foam material as original	each	7.00
CB108	1934-46 Molded rubber type.....	each	11.50



• Cowl Vent Pivot Bolts. Made in the USA.

Part No. Description

CBC199	1939-40 With shoulder, 2 per truck. Stainless steel.....	pair	16.50
CBC200	1941-46 With shoulder, 2 per truck. Stainless steel.....	pair	16.50




CAB WINDLACE

• Cab Windlace

Part No. Description

CB117	1934-40 Black 3/8" bead as original	pair	39.50
CB118	1934-40 Brown 3/8" bead as original	pair	39.50
CB183	1941 Black 1/2" bead as original	pair	36.75
CB166	1942-46 Black 1/2" bead.....	pair	36.75
CB184	1942-46 Brown 1/2" bead as original.....	pair	37.75



• Cab Windlace Vertical Retainer

Part No. Description

CB349	1936-46 Fits between dash and floor.....	pair	18.00
-------	--	------	-------




CAB RELATED PARTS

...visit our website for **SPECIAL savings!**



• **Lower Cab Windlace (Attaches to floor edge.)**

Part No.	Description	
CB121	1936-46 Black as original	pair 14.50



GLOVEBOX CARDBOARD

• **Glovebox Cardboard**

Formed to shape. Chevrolet or GMC. Die stamped and assembled. Felt lined to make it the very best on the market. Show quality! Made in the USA.

Part No.	Description	
CB1301	1936-38.....	each 24.50
CB1302	1939	each 24.50
CB1303	1940-46.....	each 24.50



• **Glovebox Screws**

Part No.	Description	
CB228	For installing glovebox in dash	set 1.95



• **Glovebox Door Hinge, Made in USA!**

Part No.	Description	
CB426	1936-38.....	each 44.50
CB427	1939.....	each 44.50



• **Glovebox Lock and Key**

Part No.	Description	
CB420	1936-39 Doesn't use a locking cylinder or key, chrome.....	each 32.50
CB227	1940-46 With lock and key	each 26.95



• **Glovebox Latch Hook With Slide**

Included in CB227.

Part No.	Description	
CB131	1940-53.....	set 5.00



• **Glovebox Bumpers**

Part No.	Description	
CB232	1940-72 Black rubber	pair .95



• **Glovebox Light**

Part No.	Description	
CB133	Universal type, with socket and pigtail wiring	each 15.95



GAS FILLER NECK GROMMETS

• **Gas Filler Neck Grommets**

Surrounds body hole where gas neck protrudes.

Part No.	Description	
CB141	1934-36 Panel and Suburban.....	each 12.50
CB146	1934-36 Pickups	each 11.90
CB138	1938 Mid year - inner panel grommet	each 15.95
CB149	1938-41 and 1946 Pickups and large trucks	each 11.75
CB450	1942-45 These flat leather stamped grommets fit under the four hole metal ring on cab. This was used during the WWII rubber shortages.. Made in USA!.....	each 9.50
CB145	1942-45 Flat rubber fits under ring. Replaces the leather used during WWII. A copy of the CB450.....	each 6.50



STEERING COLUMN COMPONENTS

• Steering Wheel, New

The correct steering wheels for the 1941-46 Chevrolet/GMC trucks! They are just like originals made in black for the 1941-45 or brown for 1946. Other than color they are the same.

Part No.	Description	
CB508	1941-45 Black.....	each 174.00
CB508BN	1946 Brown as per original	each 174.00

Combo!

• Steering Wheel, Combo

When your truck lacks the total steering wheel and horn parts, We can help. This package includes the steering wheel, horn button retainer, horn button, horn button retainer bumper, and horn button coil spring.

Part No.	Description	
CB519	1941-45 Combo with black steering wheel	each 222.60
CB518	1946 Combo with brown steering wheel	each 228.90



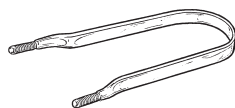
• Steering Wheel Nut

Part No.	Description	
CB204	1936-46.....	each .65



• Steering Column Clamp Rubber Bushing

Part No.	Description	
CB162	1934-46.....	each 1.95



• Steering Column Metal U-Clamp

Threaded ends. Secures column to underside of dash.

Part No.	Description	
CBS165	1936-40.....	each 21.50
CBS166	1941-46.....	each 21.50



• Horn Button Assemblies, Metal Button

Part No.	Description	
EL119	1929-40 With rubber retainer and securing "S" wire	set 21.50
EL204	1941-46 With threaded stud, base plate, and securing wire spring. Available July 2013	set 23.95



• Horn Bracket

Secures original horn to intake manifold.

Part No.	Description	
EL336	1937-52	each 19.50



• Horn Button Retainer

The die cast three fingers extend through the steering wheel hub and holds the horn button EL204 in place.

Part No.	Description	
EL422	1941-46 Chevy/GMC	each 29.00



• Horn Button Cup, Metal




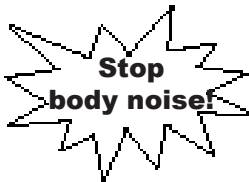



Fits in center of steering wheel and holds horn components. Mirror polished stainless outer edge and zinc plated steel lower cap just like original.

Part No.	Description	
EL200	1931-40	each 19.95

CAB RELATED PARTS

...visit our website for **SPECIAL savings!**

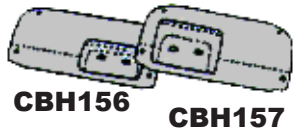


	<ul style="list-style-type: none">• Horn Button Retainer Bumper Fits below steering wheel. 2 1/4" diameter rubber. <table><tr><th>Part No.</th><th>Description</th><th></th><th></th></tr><tr><td>EL423</td><td>1941-46</td><td>each</td><td>4.75</td></tr></table>	Part No.	Description			EL423	1941-46	each	4.75												
Part No.	Description																				
EL423	1941-46	each	4.75																		
	<ul style="list-style-type: none">• Horn Button Coil Spring Keeps pressure on horn button. Touches top of steering wheel. 1 1/8" diameter. <table><tr><th>Part No.</th><th>Description</th><th></th><th></th></tr><tr><td>EL201</td><td>1941-46.....</td><td>each</td><td>1.95</td></tr></table>	Part No.	Description			EL201	1941-46.....	each	1.95												
Part No.	Description																				
EL201	1941-46.....	each	1.95																		
 EL107	<ul style="list-style-type: none">• Steering Mast Bearing, Upper Fits at top of steering column below steering wheel. Includes the insulated wire that goes through the mast jacket to harness. <table><tr><th>Part No.</th><th>Description</th><th></th><th></th></tr><tr><td>EL107</td><td>1931-40 correct bushing (Made in the USA)</td><td>each</td><td>49.00</td></tr><tr><td>EL155</td><td>1941-46 correct bearing.....</td><td>each</td><td>22.50</td></tr></table> <p>NOTE: Other Steering Parts Available in Mechanical Section.</p>	Part No.	Description			EL107	1931-40 correct bushing (Made in the USA)	each	49.00	EL155	1941-46 correct bearing.....	each	22.50								
Part No.	Description																				
EL107	1931-40 correct bushing (Made in the USA)	each	49.00																		
EL155	1941-46 correct bearing.....	each	22.50																		
	<p>CAB MOUNT KITS, All made in the USA.</p> <ul style="list-style-type: none">• Cab Mount Kits "Complete" with specialized bushings, washers, bolts, blocks, springs, cylinders and pads. <table><tr><th>Part No.</th><th>Description</th><th></th><th></th></tr><tr><td>CBK153</td><td>1931-35 High cab (special custom made parts)</td><td>kit</td><td>129.95</td></tr><tr><td>CBK154</td><td>1936-38 Low cab (special custom made parts)</td><td>kit</td><td>129.95</td></tr><tr><td>CB205</td><td>1939-46 Pickup and Large Trucks</td><td>kit</td><td>74.50</td></tr><tr><td>CBK155</td><td>1939-46 Panel and Suburban</td><td>kit</td><td>64.50</td></tr></table>	Part No.	Description			CBK153	1931-35 High cab (special custom made parts)	kit	129.95	CBK154	1936-38 Low cab (special custom made parts)	kit	129.95	CB205	1939-46 Pickup and Large Trucks	kit	74.50	CBK155	1939-46 Panel and Suburban	kit	64.50
Part No.	Description																				
CBK153	1931-35 High cab (special custom made parts)	kit	129.95																		
CBK154	1936-38 Low cab (special custom made parts)	kit	129.95																		
CB205	1939-46 Pickup and Large Trucks	kit	74.50																		
CBK155	1939-46 Panel and Suburban	kit	64.50																		
	<ul style="list-style-type: none">• Wood Blocks, Floor Rail Connects cowl assembly to cab side rails at floor. Shaped and drilled as original. Includes two blocks with the proper six tapered machine bolts. Made in the USA! <table><tr><th>Part No.</th><th>Description</th><th></th><th></th></tr><tr><td>CB206</td><td>1934-46.....</td><td>kit</td><td>11.90</td></tr></table>	Part No.	Description			CB206	1934-46.....	kit	11.90												
Part No.	Description																				
CB206	1934-46.....	kit	11.90																		
	<ul style="list-style-type: none">• Wood Blocks, Cab Mount Fit at rear under cab. <table><tr><th>Part No.</th><th>Description</th><th></th><th></th></tr><tr><td>CB247</td><td>1936-46 (included in CB205)</td><td>pair</td><td>7.95</td></tr></table>	Part No.	Description			CB247	1936-46 (included in CB205)	pair	7.95												
Part No.	Description																				
CB247	1936-46 (included in CB205)	pair	7.95																		
	<p>MISCELLANEOUS CAB ITEMS</p> <ul style="list-style-type: none">• Clutch Head Screws Black interior screws. Approximately 100 items. <table><tr><th>Part No.</th><th>Description</th><th></th><th></th></tr><tr><td>CB101</td><td>1934-46 Chevrolet</td><td>set</td><td>24.50</td></tr></table>	Part No.	Description			CB101	1934-46 Chevrolet	set	24.50												
Part No.	Description																				
CB101	1934-46 Chevrolet	set	24.50																		
	<ul style="list-style-type: none">• Header Panel Fits above windshield in cab interior and has holes for left and right windshield wiper motor plates. Touches front edge of headliner board. <table><tr><th>Part No.</th><th>Description</th><th></th><th></th></tr><tr><td>CBH151</td><td>1936-38 Fiberglass</td><td>each</td><td>145.00</td></tr><tr><td>CBH155</td><td>1939-46 Fiberglass</td><td>each</td><td>145.00</td></tr></table> 	Part No.	Description			CBH151	1936-38 Fiberglass	each	145.00	CBH155	1939-46 Fiberglass	each	145.00								
Part No.	Description																				
CBH151	1936-38 Fiberglass	each	145.00																		
CBH155	1939-46 Fiberglass	each	145.00																		



CAB RELATED PARTS


...visit our website for **SPECIAL savings!**



• Header Panel Wiper Cover Plate

These wiper motor access plates nicely replace those that are often rusted out or missing. Attach to CBH151, CBH155 or your original metal panel.

Part No.	Description		
CBH156	1939-46 Left, with indentation, fiberglass	each	19.75
CBH157	1939-46 Right, with indentation, fiberglass	each	19.75
CBH158	1939-46 Cover plate, left or right (no indentation), fiberglass ...	each	19.75
CBH159	1939-46 Cover plate, left or right (no indentation), "metal"	each	24.95



• Seat Cushion Rails

Secures bottom cushion. Attaches above gas tank on seat riser.

Part No.	Description		
CBS304	1939-46 Set of 4	set	39.50



• Seat Bumpers

Protects rear of cab from upper seat frame.

Part No.	Description		
CBS309	1936-46	pair	4.50



• Dash Trim

These three horizontal strips are usually rusted beyond repair. We made them with chrome over stainless steel. Show quality. Even includes the nine twist clips to secure them to your dash. Sold in a set of 3 strips. **Installs easily.**

Part No.	Description		
CB635	1940-46 Chrome Available Dec.2014	set	74.95




• Dash Trim Clips

Secures the horizontal dash trim. Hand made!

Part No.	Description		
TRC116	1940-46 (Included in Trim Set CB635)	each	2.00














the horsepower jackpot



DECALS

...visit our website for **SPECIAL savings!**



<div></div> <div></div>	<div><p>• Decals, Sales and Service Sign</p><p>The same decals used on our MS102 and MS103 signs. Use on windows, your own signs, etc. Weatherproof vinyl approximately 11-3/4" diameter. Just like displayed in dealerships.</p><table><tr><th>Part No.</th><th>Description</th><th></th></tr><tr><td>DE101</td><td>Chevrolet</td><td>each 9.75</td></tr><tr><td>DE102</td><td>GMC</td><td>each 8.95</td></tr></table></div>	Part No.	Description		DE101	Chevrolet	each 9.75	DE102	GMC	each 8.95			
Part No.	Description												
DE101	Chevrolet	each 9.75											
DE102	GMC	each 8.95											
<div></div> <div></div>	<div><p>• Decals, Miniature Service Sign</p><p>Weatherproof vinyl approximately 3" diameter. One of each - Chevrolet and GMC. Use on windows, your own signs, etc. A miniature of DE101 and DE102 above.</p><table><tr><th>Part No.</th><th>Description</th><th></th></tr><tr><td>DE103</td><td>Miniature decals.....</td><td>set 2.75</td></tr></table></div>	Part No.	Description		DE103	Miniature decals.....	set 2.75						
Part No.	Description												
DE103	Miniature decals.....	set 2.75											
<div></div> <div></div>	<div><p>DECALS, CHEVROLET AND GMC ALL PURPOSE</p><p>Weatherproof vinyl.</p><p>• Chevrolet Block Letters</p><p>Approximately 1" x 8-1/4".</p><table><tr><th>Part No.</th><th>Description</th><th></th></tr><tr><td>DE104</td><td>Black decals.....</td><td>each 2.75</td></tr><tr><td>DE105</td><td>Red decals.....</td><td>each 4.50</td></tr></table></div>	Part No.	Description		DE104	Black decals.....	each 2.75	DE105	Red decals.....	each 4.50			
Part No.	Description												
DE104	Black decals.....	each 2.75											
DE105	Red decals.....	each 4.50											
<div></div> <div></div>	<div><p>• GMC Famous Script</p><p>Approximately 2" x 7-3/4". Also fits 1947-55 hubcaps.</p><table><tr><th>Part No.</th><th>Description</th><th></th></tr><tr><td>DE106</td><td>Red decals.....</td><td>each 2.75</td></tr><tr><td>DE107</td><td>White decals</td><td>each 2.75</td></tr><tr><td>DE108</td><td>Black decals.....</td><td>each 2.75</td></tr></table></div>	Part No.	Description		DE106	Red decals.....	each 2.75	DE107	White decals	each 2.75	DE108	Black decals.....	each 2.75
Part No.	Description												
DE106	Red decals.....	each 2.75											
DE107	White decals	each 2.75											
DE108	Black decals.....	each 2.75											
<div></div> <div> </div>	<div><p>DECALS, GRILLE</p><p>Fits the letters and horizontal line indentions on the factory grills. No need to hand paint your grill. Waterless stick-on type.</p><p>• Chevrolet</p><table><tr><th>Part No.</th><th>Description</th><th></th></tr><tr><td>DE236</td><td>1939 Red letters and strips (upper grill bar)</td><td>set 14.50</td></tr><tr><td>DE234</td><td>1940 Red letters and strips (upper grill bar)</td><td>set 14.50</td></tr><tr><td>DE235</td><td>1941-46 Red letters and strips (upper grill housing).....</td><td>set 14.50</td></tr></table></div>	Part No.	Description		DE236	1939 Red letters and strips (upper grill bar)	set 14.50	DE234	1940 Red letters and strips (upper grill bar)	set 14.50	DE235	1941-46 Red letters and strips (upper grill housing).....	set 14.50
Part No.	Description												
DE236	1939 Red letters and strips (upper grill bar)	set 14.50											
DE234	1940 Red letters and strips (upper grill bar)	set 14.50											
DE235	1941-46 Red letters and strips (upper grill housing).....	set 14.50											
<div></div> <div></div>	<div><p>DECALS, TAILGATE</p><p>Weatherproof decals in exact size and shape as letters on stamped tailgates. Also fits well on non-emblem plain tailgates. 3" x 24" long.</p><p>• Chevrolet</p><table><tr><th>Part No.</th><th>Description</th><th></th></tr><tr><td>DE116</td><td>1939-40 Black rolling script.....</td><td>each 9.05</td></tr><tr><td>DE117</td><td>1939-40 White rolling script</td><td>each 9.05</td></tr><tr><td>DE118</td><td>1939-40 Chrome rolling script.....</td><td>each 12.45</td></tr></table></div>	Part No.	Description		DE116	1939-40 Black rolling script.....	each 9.05	DE117	1939-40 White rolling script	each 9.05	DE118	1939-40 Chrome rolling script.....	each 12.45
Part No.	Description												
DE116	1939-40 Black rolling script.....	each 9.05											
DE117	1939-40 White rolling script	each 9.05											
DE118	1939-40 Chrome rolling script.....	each 12.45											



DECALS

...visit our website for **SPECIAL savings!**



DECALS, TAILGATE (continued)

• GMC

Part No.	Description		
DE127	1936-46 Black rolling script (does not include oval)	each	7.00
DE128	1936-46 White rolling script (does not include oval)	each	7.00



REPRODUCED FACTORY ORIGINAL DECALS

For the perfectionist wanting his truck very authentic, we have reproduced the following decals for mechanical items. They are exact! Made from factory original samples. All are waterless Mylar material.

• Decals, Air Cleaner

Part No.	Description		
DE201	1934-39 Chevrolet (white)	each	2.50
DE202	1940-46 Chevrolet or GMC (oil wetted), (red-orange)	each	2.50



• Decals, Oil Filter

Exact colored waterless decals plus cartridge restoration instructions. The six cylinder cartridge housing is secured to intake manifold with two U-bolts.

Fram Type - For use on the more popular aftermarket six cylinder oil filter assembly. Beautiful 4-color waterless decals to perfectly detail the filter unit. Includes the three decals.

Note: Fram uses a corrugated cone bottom.

Part No.	Description		
DE216	All years	each	4.95



AC Type - Exact as used on the filter assembly installed by General Motors dealers on trucks. Exact two color, waterless decal. Attaches to lid and cannister.

Note: AC uses a smooth cone bottom.

Part No.	Description		
DE217	1936-53 Six cylinder.	each	3.75



• Decal, Rear Axle

Part No.	Description		
DE228	1934-46 2-speed rear axle decal. Attaches to dash	each	3.70

• Decals for speedometer and gauges - See Speedometer and Gauge Section

DOORS AND COMPONENTS

...visit our website for **SPECIAL savings!**



DOOR COMPONENTS

• Door Hinge Half

We have made the wearing part of the 1934-38 door hinge, This turns on the hinge pin. Attaches to door post on cab. The attaching holes can be easily modified to fit the 1934-36 high-cab. Includes correct door pin DP112.

Part No.	Description	
DPH119	1934-38 upper and lower, right and left	each 29.95



• Door Hinges

We have produced authentic door hinges for the 1939-46 cabs. Most originals are worn or rusted beyond repair and after 60 years the bolts are ruined when removed. These will exactly replace your damaged hinges. Includes mounting bolts and hinge pins. (Reverse the hinge pin to make them right or left.

Part No.	Description	
DPH120	1939-46 upper	each 39.95
DPH121	1939-46 lower	each 39.95

Note: These hinges can be made to fit the rear door on 1939-46 Panels and Suburbans. The inner hinge plate must be lengthened on DPH120 and DPH121 a 1/2", 3 holes filled, and redrilled.



• Door Hinges, Panel and Suburban (Rear)


The upper and lower, right and left are all the same. We have them in stock with pin and fasteners (Reverse the pin to use them on left or right.)

Part No.	Description	
DPH121	1936-38 Panel/Suburban complete rear door hinge	each 39.95

• Door Hinge Bolts

When you want to use your original hinges these bolts should be of interest;

Part No.	Description	
DPH112	1934-36 Door side of hinge. Oval head, "Standard threads" and hex nuts, 3/4" long	each 1.45
DPH113	1934-36 Cab post side of hinge. 1 3/4" long. Nuts included which anchor to vertical door post wood.	each 1.45
DPH114	1937-38 Cab post side of hinge.	each 5.95
DPH125	1939-46 Door side of hinge. "Standard threads"	each 1.45
DPH123	1939-46 Cab post side of hinge. Oval head, "fine threads" ..	each 1.95
DPH124	1939-46 Panel and Suburban. Side by side rear door hinge bolts. longer than side door, "fine threads"	each 1.70



• Door Patch Panels

Part No. Description

These hand rolled and formed panels nicely replace your rusted out door skins. Includes the three right angle edges to bend over your door frame. The shorter panel will repair the spotted rust on the door bottom edge if all else is good. Professional installation recommended to insure a perfect final appearance! NOTE: Welding panels without warpage is difficult for an amateur! Hand made in the USA!

Part No.	Description	
SMD146L	1936-38 left, approx:6" high	each 55.00
SMD146R	1936-38 right, approx:6" high	each 55.00
SMD147L	1939-46 left, approx:6" high	each 55.00
SMD147R	1939-46 right, approx:6" high	each 55.00
SM308L	1936-38 Left, extends to under door trim belt.....	each 98.00
SM308R	1936-38 Right, extends to under door trim belt	each 98.00
SM309L	1939-46 Left, extends to under door trim belt.....	each 98.00
SM309R	1939-46 Right, extends to under door trim belt	each 98.00



DOORS AND COMPONENTS

...visit our website for **SPECIAL savings!**

• Door Handles

Finally after 50 years these are available. Identical to the original GM handles. Show quality! .

Outside, Non-locking style

Part No.	Description		
DPH117	1934-38 Chrome as original.	each	39.50
DPH105	1939-46 Chrome as original..	each	37.50
DPH105NC	1939-46 Non-chrome.....	each	29.00

Inside

Part No.	Description		
DPH118	1934-38 Chrome slider threaded knob. Like GM made them!..	each	29.50
DPH101	1939-40 Chrome as original, small end	each	38.50
DPH100	1941-46 Chrome as original, large end	each	38.50



DPH105



DPH100



DPH118



• Door Handle Lock and Key

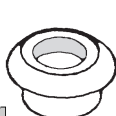
Fits below handle on right door. Just like GM! Includes gasket.

Part No.	Description		
DP469	1942-46 includes 2 keys	each	49.50

• Door Handle Ferrules

Includes high shine stainless ring and rubber seal.

Part No.	Description		
DP110	1929-37 With inside rubber seal	each	9.50
DP111	1938-46 With outside rubber seal.....	each	8.90



DP110



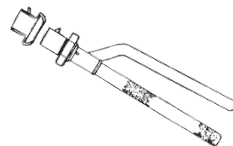
DP111

• Door Handle Ferrule Tool

Critical for installation of the above ferrules.

Part No.	Description		
DP102	1929-46.....	each	34.50

NOTE: 50% of DP102 cost is refundable with a gift certificate towards parts!



WIB204



• Door Handle Retaining Screw as Original, Correct Headsizes

Part No.	Description		
WIB204	1939-46 Inside door handle	each	3.90
DPH103	1936-46 Secures outside door handle. (plus spacer)	each	4.50

• Door Handle "Anti-droop" Spring

Fits in latch. Helps keep exterior door handle in horizontal position. Made in the USA!


Part No.	Description		
DP146L	1939-46 left	each	4.50
DP146R	1939-46 right	each	4.50



• Door Weather Seal - Panel and Suburban

Black sponge rubber. Fits around door edge. The best available. Glues in place.

Part No.	Description		
DP136	1936-66 Panel and Suburban, rear doors	pair	34.50



• Door Rubber Seal Adhesive

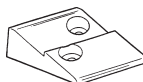
Quality 3M special black glue.

Part No.	Description		
DP120	Door adhesive.....	each	10.25



• Door Striker Plate

Part No.	Description		
DP126	1936-46 Left or right	each	9.75



• Door Handle Inside Repair Springs








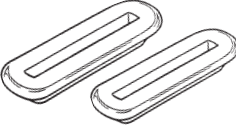




Part No.	Description		
DPH106	1939-46 behind door panel. Returns it to correct position.	Pair	9.95



DOORS AND COMPONENTS

...visit our website for **SPECIAL savings!**



 DP137	<ul style="list-style-type: none">• Door Checks or Stops  DPD107, (6 1/2" long) <table><tr><th>Part No.</th><th>Description</th><th></th><th></th></tr><tr><td>DPD107</td><td>1934-36 Leather strap with both metal brackets.....</td><td>each</td><td>19.50</td></tr><tr><td>DP131</td><td>1937-38 Spring steel bracket with pin and rubber</td><td>each</td><td>24.95</td></tr><tr><td>DP137</td><td>1939-46 Spring steel bracket with pin and rubber</td><td>each</td><td>24.95</td></tr></table>	Part No.	Description			DPD107	1934-36 Leather strap with both metal brackets.....	each	19.50	DP131	1937-38 Spring steel bracket with pin and rubber	each	24.95	DP137	1939-46 Spring steel bracket with pin and rubber	each	24.95
Part No.	Description																
DPD107	1934-36 Leather strap with both metal brackets.....	each	19.50														
DP131	1937-38 Spring steel bracket with pin and rubber	each	24.95														
DP137	1939-46 Spring steel bracket with pin and rubber	each	24.95														
	<ul style="list-style-type: none">• Door Check Bracket, Made in the USA. <table><tr><th>Part No.</th><th>Description</th><th></th><th></th></tr><tr><td>DPD108</td><td>1939-46 Welds to door interior. Attaches to DP137</td><td>each</td><td>17.50</td></tr></table>	Part No.	Description			DPD108	1939-46 Welds to door interior. Attaches to DP137	each	17.50								
Part No.	Description																
DPD108	1939-46 Welds to door interior. Attaches to DP137	each	17.50														
	<ul style="list-style-type: none">• Door Bumpers <table><tr><th>Part No.</th><th>Description</th><th></th><th></th></tr><tr><td>DP808</td><td>1936-46 Exact duplicates. 8 Pieces. (For both doors).....</td><td>set</td><td>16.50</td></tr></table>	Part No.	Description			DP808	1936-46 Exact duplicates. 8 Pieces. (For both doors).....	set	16.50								
Part No.	Description																
DP808	1936-46 Exact duplicates. 8 Pieces. (For both doors).....	set	16.50														
	<ul style="list-style-type: none">• Door Dovetail Bumper Stops <p>Tooling is complete on the 2 rubber bumpers and the 2 metal shoes. The more important part of keeping your door secure when it is in the closed position. Just like original.</p> <table><tr><th>Part No.</th><th>Description</th><th></th><th></th></tr><tr><td>DPD109</td><td>1933-46 Fits in door post. 2 pair required per truck.....</td><td>pair</td><td>22.00</td></tr></table>	Part No.	Description			DPD109	1933-46 Fits in door post. 2 pair required per truck.....	pair	22.00								
Part No.	Description																
DPD109	1933-46 Fits in door post. 2 pair required per truck.....	pair	22.00														
	<ul style="list-style-type: none">• Door Dovetail Wedge Plate <p>These are exact as original. Holds door correctly in place on the rear of post on door. Just like the originals. Works best with DPD109 above.</p> <table><tr><th>Part No.</th><th>Description</th><th></th><th></th></tr><tr><td>DPD106</td><td>1934-46 Spot weld on the door.....</td><td>each</td><td>14.95</td></tr></table>	Part No.	Description			DPD106	1934-46 Spot weld on the door.....	each	14.95								
Part No.	Description																
DPD106	1934-46 Spot weld on the door.....	each	14.95														
	<ul style="list-style-type: none">• Door Hinge Pins <table><tr><th>Part No.</th><th>Description</th><th></th><th></th></tr><tr><td>DP112</td><td>1934-46 2-5/8" long. Also used for 1939-46 hinges without mirror arm.....</td><td>each</td><td>2.50</td></tr><tr><td>DP135</td><td>1939-46 3" long. Used with mirror arm</td><td>each</td><td>2.75</td></tr></table>	Part No.	Description			DP112	1934-46 2-5/8" long. Also used for 1939-46 hinges without mirror arm.....	each	2.50	DP135	1939-46 3" long. Used with mirror arm	each	2.75				
Part No.	Description																
DP112	1934-46 2-5/8" long. Also used for 1939-46 hinges without mirror arm.....	each	2.50														
DP135	1939-46 3" long. Used with mirror arm	each	2.75														
	<ul style="list-style-type: none">• Door Rubber Hinge Seals, Rear <p>Panel and Suburban with side by side rear doors.</p> <table><tr><th>Part No.</th><th>Description</th><th></th><th></th></tr><tr><td>DP430</td><td>1936-59 (4 per set)</td><td>set</td><td>13.95</td></tr></table>	Part No.	Description			DP430	1936-59 (4 per set)	set	13.95								
Part No.	Description																
DP430	1936-59 (4 per set)	set	13.95														
	<ul style="list-style-type: none">• Door Lock Knobs <p>Small chrome T-handle for inside of left door.</p> <table><tr><th>Part No.</th><th>Description</th><th></th><th></th></tr><tr><td>DP129</td><td>1934-40 3/16" Square hole.</td><td>each</td><td>11.50</td></tr><tr><td>DP138</td><td>1941-46 1/4" Square hole</td><td>each</td><td>11.50</td></tr></table>	Part No.	Description			DP129	1934-40 3/16" Square hole.	each	11.50	DP138	1941-46 1/4" Square hole	each	11.50				
Part No.	Description																
DP129	1934-40 3/16" Square hole.	each	11.50														
DP138	1941-46 1/4" Square hole	each	11.50														
	<ul style="list-style-type: none">• Door Lock Gasket <table><tr><th>Part No.</th><th>Description</th><th></th><th></th></tr><tr><td>DP176</td><td>1942-51 (Included with door lock DP469).....</td><td>each</td><td>1.25</td></tr></table>	Part No.	Description			DP176	1942-51 (Included with door lock DP469).....	each	1.25								
Part No.	Description																
DP176	1942-51 (Included with door lock DP469).....	each	1.25														
	<ul style="list-style-type: none">• Door Latch Connecting Link <p>The metal link inside door. Connects latch to inside handle. Made in USA!</p> <table><tr><th>Part No.</th><th>Description</th><th></th><th></th></tr><tr><td>DP264</td><td>1934-36 High cab, With threaded hole, 13" long</td><td>each</td><td>29.75</td></tr><tr><td>DP265</td><td>1936-38 Low cab, With threaded hole, 11 11/16" long</td><td>each</td><td>29.75</td></tr><tr><td>DPD120</td><td>1939-46 (11 1/2" long)</td><td>each</td><td>10.90</td></tr></table> <div></div> <div>DPD120DP264 and DP265</div>	Part No.	Description			DP264	1934-36 High cab, With threaded hole, 13" long	each	29.75	DP265	1936-38 Low cab, With threaded hole, 11 11/16" long	each	29.75	DPD120	1939-46 (11 1/2" long)	each	10.90
Part No.	Description																
DP264	1934-36 High cab, With threaded hole, 13" long	each	29.75														
DP265	1936-38 Low cab, With threaded hole, 11 11/16" long	each	29.75														
DPD120	1939-46 (11 1/2" long)	each	10.90														

SWITCHES

• Dash and Courtesy Light Switch


Finally after 60 years! We are making an exact copy of the original 3 position slide switch in limited quantities for under the dash. Just like GM made them. The receiving three holes are under the dash of all 1940-46 Chevrolet/GMC trucks. Operates the map and dash cluster lights. 6 or 12 volts.



Part No.	Description	
EL157	1940-46 Under dash, light switch.	each 29.50

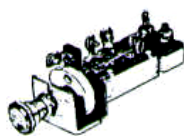
• Dimmer Switch

Part No.	Description	
EL101	1936-54.....	each 13.95



• Headlight Switch With Rheostat Control


Good replacement. Disregard the rheostat on this unit as originally they were not used. The unused rheostat is not visible behind dash panel.



Part No.	Description	
EL104	1936-46 6 volt, Universal type no rheostat.	each 19.50
EL1491	1936-46 12 volt.....	each 19.50

• Heater Blower Switches


Secures under dash with included mounting bracket. Rheostat type with light.



Part No.	Description	
EL117	6 volt	each 18.00
EL118	12 volt	each 13.95

• Starter Switches

For six cylinders with foot operated linkage.



Part No.	Description	
EL202	1934-37 (Limited quantities.)	each 28.45
EL102	1938-54.....	each 13.75

• 1937-55 Rear Panel Truck/Suburban Door Taillight Switch

Prevents taillight from operating with doors open. Impressions are in door and body. Identical to GM.



Part No.	Description	
EL409	1937-55.....	each 69.50

• Starter Solenoid

Attaches to top of a Powerglide starter when using a car "push button on dash" system.

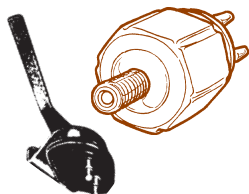


Part No.	Description	
EL216	6 volt	each 38.00
EL217	12 volt	each 13.75

CHEVROLET

ELECTRICAL


...visit our website for **SPECIAL** savings!



• Stoplight Switches

With snap on terminals. Check your master cylinder for the type you need.


Part No.	Description		
EL152	1936-42 Hydraulic type (threads into master cylinder)	each	13.50
EL106	1936-55 Mechanical type (attaches to toeboard)	each	8.95



COILS

• **Ignition Coils**, When you don't have the original type.

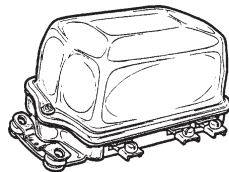
Part No.	Description		
EL143	6 volt	each	28.50
EL142	12 volt	each	26.50



• Ignition Coils

This item is a traditional round 12 volt coil with a built-in reducer. Eliminates the need for outside reducer EL181 when changing to a 12 volt system. Includes mounting bracket.

Part No.	Description		
EL158	1955-72 Resistor ignition coil.....	each	39.50



VOLTAGE REGULATORS AND CUT-OUTS, ETC.

• For Generators

Attaches to firewall, as original.

Part No.	Description		
EL140	1940-55 Chevrolet 6 volt, negative ground	each	69.00

• Generator Cut-out, Universal


Used prior to voltage regulators. Attaches to top of generator. Not exact in appearance.

Part No.	Description		
EL139	1929-39	each	41.00

• Generator CutOut Repair Kit

If you are fortunate to have the original rectangular Delco-Remy cut-out, we can help you make it work better than new. We provide high-tech diode and instructions. This new addition is hidden inside your Delco-Remy cut-out.

Part No.	Description		
EL136	1929-39	each	15.50




VOLTAGE REDUCERS

Drops 12 volt current to 6 volt. Place in line to 6 volt accessories if you convert to a 12 volt system.

Part No.	Description		
EL181	Medium duty, keeps the necessary 6 volt current to ignition points.....each	14.75	
EL135	Heavy duty, for accessories such as radio or heatereach	19.95	
EL110	Light duty, for gas gaugeeach	3.25	
EL311	Light duty, for gas gauge, Runtzeach	18.50	

Note: EL110 protects original gas gauge from 12 volts, but on some applications it does not give totally accurate readings. This one amp "Runtz" voltage reducer (EL311) gives exact readings by otherwise good gauges. Negative ground only.



VOLTAGE BOOSTER, 6 to 12 Volts

Will operate 12 volt negative ground accessories from 6 or 8 volt negative ground electrical systems. This booster is very small (3-1/2" x 2-1/8" x 1-5/8") and is easily mounted under dash. It can continuously supply about 1-3/4 amps, which is adequate for small stereos, CB radios, cellular phone chargers, radar detectors, etc. One year warranty.

Note: Will not work with positive ground systems.

Part No.	Description		
EL219	Voltage booster for 6 volt systems.....each	89.50	



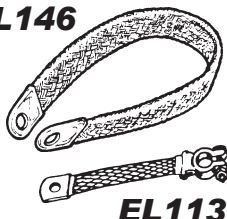
EL146

MISCELLANEOUS ELECTRICAL ITEMS

*. Ground Straps (Six Volt Vehicles need two ground straps)

Open braided flat strands as original. Plated to resist corrosion!

Part No.	Description		
EL146	1934-55 1st Engine to frame (12").....each	9.00	
EL113	1934-55 1st Battery to frame (14").....each	12.00	

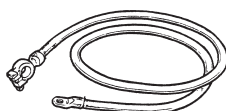


*. Battery Cable, (27 1/4")

These are the heavier gauge battery to starter style. Necessary for 6 volt systems. We have EL114 covered with an original cloth braiding so they are show quality.

Part No.	Description		
EL114	1934-46 Original style, cloth coveredeach	38.00	
EL427	1934-46 Vinyl covered replacementeach	18.50	

***Important:** The 6 volt system must have much more grounding than a 12 volt. On Chevrolet for example, two ground cables and one oversize positive cable are required!



• Battery Positive Cable Clip

Secures (EL114 and EL427) Chevrolet battery to starter switch cable to frame rail.


Part No.	Description		
EL407	1941-54.....each	2.95	



• Battery Ground Cable Clip

Holds original woven braided cable away from starter rod coil spring. Attaches to bell housing top bolt. Made in USA!

Part No.	Description		
EL425	1941-53.....each	4.95	



ELECTRICAL

...visit our website for **SPECIAL savings!**



MISCELLANEOUS ELECTRICAL ITEMS (continued)

• Wire, Cotton Braided

Use for replacing sections of your original harness. (Sold per foot.)

Part No.	Description	
EL18014	14 gauge cotton braided covering as original.....foot	1.10

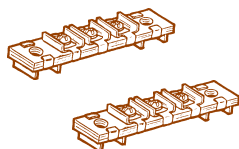


• Wiring Loom

Black fabric loom to protect wiring, exact as original.

Part No.	Description	
LG112	Headlight loom (light bucket to inner fender terminal block).....foot	1.55
LG160	Taillight loom (taillight to under bed) 1940-46.....foot	1.25

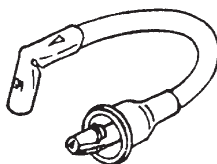
Note: For original metal taillight loom on 1934-39, See LG101.



• Terminal Blocks

Fits on each inner fender. Connects headlight wires to main harness.

Part No.	Description	
EL137	1937-53 Two 3 position blockspair	18.75



• Spark Plug Wires (Includes coil wire)

These are custom made with proper ends and lengths for each type engine. Select these wire sets when you expect the best on the market. They are not just "get by" universal wire sets. (The inside has a carbon core to protect a radio from ignition noise.) Chevrolet and GMC.

Part No.	Description	
EL130	1934-53 Black wires with correct open metal ends and two rubber rings (can also be used on 235 engines).....set	24.50
ELW540	1954-62 Black wires with covered metal endsset	19.95
ELW542	1937-62 Replacement wires for HEI System (see HIGH PERFORMANCE section)set	27.95

Note: See High Performance Section for HEI Distributor. **NOTE:** The set EL130 and ELW540 can be interchanged between 216, 235, and GMC six cylinder engines.



• Rubber Rings for Spark Plug Wires

Part No.	Description	
EL147	For holding spark plug wires as original, included in EL130.....pair	1.95



• Firewall Wiring Loom Grommet

Protects main wiring loom as it passes through sheet metal firewall.

Part No.	Description	
FP129	1936-59.....each	3.25



• Taillight Wiring Grommet

Fits in the frame hole near taillight to protect wiring.

Part No.	Description	
LG1061	1940-72.....pair	2.75

...visit our website for **SPECIAL savings!**



WIRING HARNESSES, COTTON

For the two most popular harnesses we can provide original appearing cotton covered wires. These look just like the originals 70 years ago. Separates the mens from the boys in shows.

Made in USA!

Part No. Description

ELW102	1936 Chevrolet for generator cutout with voltage regulator	each	600.00
ELW104	1934-39 Chevrolet for generator cutout, w/o voltage regulator ...	each	600.00
ELW108	1940 Chevrolet for voltage regulator	each	600.00
ELW109	1941-46 Chevrolet for voltage regulator	each	600.00
ELW109G	1941-46 GMC	each	755.00

Note: ELW104 harness is for the truck with a correct voltage cutout on the generator. No voltage regulator.



WIRING HARNESSES, PVC

A complete quality wiring harness using the modern PVC coated copper wire. Made in USA! These are close to original harness, however some modifications may be required to fit your truck (for example: length of wire because of bed length or connector changes). These changes are not complicated and are easily modified with the harness installed in the truck.

Part No. Description

ELW3439	1934-39 Chevrolet and GMC with generator cutout	each	235.00
ELW4046	1940-46 Chevrolet and GMC with voltage regulator	each	235.00

Note: If your 1934-39 truck has been converted to a voltage regulator (instead of the generator cutout) the ELW4046 is more appropriate. Made in USA!

For Trucks With Alternators

Part No. Description

EL128	1934-39 Chevrolet and GMC	each	235.00
EL168	1940-46 Chevrolet and GMC	each	235.00

• Wiring Harness Diagrams

Part No. Description

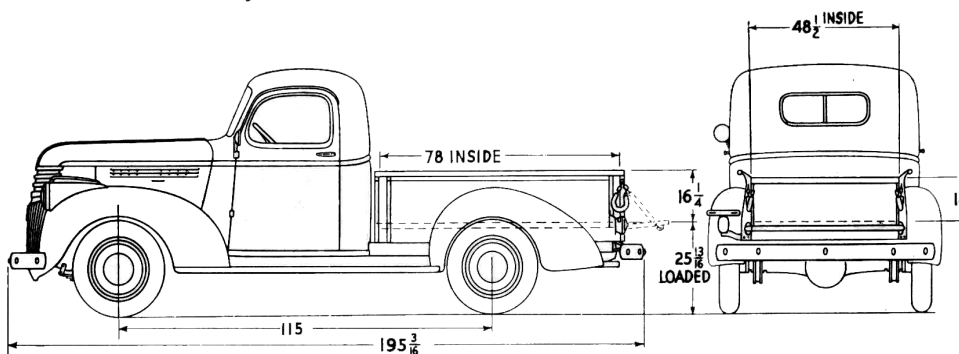
ELW46	1942-46	each	9.95
-------	---------------	------	------



• Wiring Harness Clips

Part No. Description

EL175	Fits all years	each	1.75
-------	----------------------	------	------



1941-46 Chevrolet 1/2 ton

ELECTRICAL

...visit our website for **SPECIAL savings!**



ALTERNATOR CONVERSION


For those wanting the more modern alternator. This part adapts our Type #2 wiring harness with generator to an alternator. Will also work with your original generator harness.

Part No.	Description	
ELW122	1934-62 Alternator conversion harness	each 26.95

TURN SIGNAL KITS

These kits are designed to fit behind the dash out of sight and do not clamp on steering column. Only a toggle switch lever is seen below dash. A beep-beep from behind dash indicates that the signal is flashing. This keeps a more original dash appearance, and still allows for this convenient accessory. Includes wiring, double filament sockets, switches, flasher, and instructions. This system fits inside original taillight but is independent from the stoplight bulbs! This kit can be made to operate original park lights or custom lights. American made. Top quality!


Part No.	Description	
EL1316	6 volt	set 74.50
EL13112	12 volt	set 74.50



• Turn Signal Lever Assembly

Clamps on steering column. For those wanting a visible lever at the side of steering column.

Part No.	Description	
EL13312	Seven wires	each 24.95



• Turn Signal Flashers


Part No.	Description	
EL1762	6 volt, 2 prong	each 14.50
EL1763	6 volt, 3 prong	each 14.50
EL1772	12 volt, 2 prong	each 10.75
EL1773	12 volt, 3 prong	each 10.75

At this Sign



**FRIENDS MEET
FRIENDS**

NEW



FLOOR MATS

• High Quality Molded Rubber Floor Mat

We just made with our own new tooling. You will like these mats! Use with felt pad FL107.

Part No. Description

FL101 1941-46 3 and 4-speed.....each 115.00


Note: Our mat has perforations on the back side to help make openings for pedals and shift lever. If it is for a non-original truck, the mat can remain without holes.

• Floor Mat Rubber Material

Cut your own shape to make an excellent pebble grain rubber mat. Good if your year is not reproduced. Simply make a paper pattern and cut this shape on the mat material. Enough material for one cab floor.

Part No. Description

FL147 Per truckeach 69.00

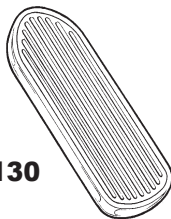


• Floor Mat Felt Pad

Helps reduce engine heat and road noise in cab. Fits under floor mats.

Part No. Description

FL107 1934-55 1st 36" x 54"each 14.50



FL130

ACCELERATOR PEDALS, ETC.

• Accelerator Pedals

Part No. Description

*FL460 1936 low cab-1937. Rod to carburator bracket, including foot button (17 1/2" long), for metal floor cab.....each 23.50

FL112 1938-40 1/2 and 3/4 ton (can fit 1941-42)each 26.95

FL130 1943-46 1/2, 3/4, 1, 1-1/2, and 2 ton.

* Not the all metal WWII type with attaching pineach 26.95

* NOTE: The FL460 will need very slight bend to exactly form rod to your floor.



FL460

• Accelerator Felt Floor Seal

Fits in the factory metal floor pocket.

Part No. Description

FL111 1941-59.....each 3.50



FL109

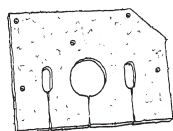
• Accelerator Floor Board Grommet

Protects metal horizontal accelerator rod as it passes through floor.

Part No. Description

FL462 High cab 1934-36 Brass. Fits into hole in wood flooreach 27.00

FL109 Low cab 1936-40 Rubber over metal.....each 14.00



FL155

• Brake and Clutch Floor Seals

Part No. Description



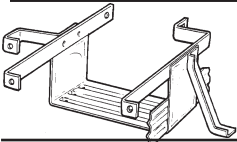




FL233 1929-High cab 1936 Brake and clutch floor grommets.....pair 19.00

FL155 1941-46 Seals steering column, brake and clutch at floor on toeboard.....each 7.50

FLOOR PARTS

...visit our website for **SPECIAL savings!**



	STEERING COLUMN SEAL • Steering Column Hard Rubber Floor Seal Seals air leaks around column at floor. Part No. Description FL151 1934-46 3 and 4-speed.....each 10.00
	BATTERY RELATED • Battery Floor Hole Covers Removable metal plate in floor, when servicing battery. Made in the USA. Part No. Description FL160 1936-38 (4 3/8" x 7 3/4").....each 19.75 FL149 1939-46 (4 3/8" x 10 5/8").....each 19.75
	• Battery Tray Assembly, Made in the USA Part No. Description FL185 1937-46 With sides and the 2 long carriage bolts.....each 65.00
	PARK BRAKE BOOT AND FOAM COLLAR • Park Brake Foam Collar Fits between brake lever base and floor plate to stop air leaks, 1934-47. Also larger trucks, 1948 and newer having vertical hand pull lever. Part No. Description FL138 1934-59.....each 4.75
	• Park Brake Boot Boots were not originally used by GM on early trucks, however, this is a nice extra. Part No. Description FL164 1934-59.....each 5.90
	FLOORBOARD SECTIONS, WOOD • Floorboard and Toeboard Plywood as original including proper holes, cuts, tapers, and thickness. Made in our shop! Part No. Description FL198 1934-35 Floorboard, 3 speed High cab, square cornerseach 46.00 FL199 1934-36 Toeboard High cabeach 46.00 FL197 1936 Floorboard, 3 speed Low cab, rounded cornerseach 46.00 Note: At printing time, we had the pattern for a 3 speed transmission only. You must enlarge the shift hole if your truck has a 4 speed.
	• Floorboard and Toeboard Screw Set Part No. Description FL145 1939-46.....set 7.95

FLOOR PARTS

...visit our website for **SPECIAL savings!**

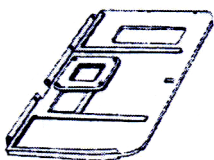
FLOORBOARD SECTIONS

• Floorboard and Toeboard Sections - Metal

New on the market ! Made in the USA in original gauge metal. Fits just right.

Part No.	Description		
FL301	1936-38 3-speed transmission, floorboard	each	125.00
FL302	1936-38 4-speed transmission, floorboard	each	125.00
FL303	1939-40 3-speed transmission, floorboard	each	125.00
FL304	1939-40 4-speed transmission, floorboard	each	125.00
FL305	1941-46 3-speed transmission, floorboard	each	125.00
FL306	1941-46 4-speed transmission, 1/2 ton, floorboard	each	125.00
FL307	1941-46 No holes for master cylinder, battery or shift lever. floorboard (street rod type floor)	each	125.00
FL308	1941-46 Toeboard.....	each	69.95

Note: The 1 1/2 ton has a different location for their master cylinder. Fill this hole on above section and reposition a new hole location.




• Floorboard Sections - Fiberglass

Tough black fiberglass to replace your rusted-out unit. Made in the USA

Part No.	Description		
FL153	1941-46 3-speed.....	each	86.50

Note: Cut 3" diameter hole for master cylinder floor cover.



• Floorboard and Toeboard Screws

Secures the metal floor and toeboard to body. Zinc plated steel. Made in USA.

Part No.	Description		
FL145	1939-46 (21 Pieces total).....	set	7.95


MISCELLANEOUS FLOOR PARTS

• Starter Boot

Stops air coming into cab around starter rod. (See help page in back of this book.)

Part No.	Description		
FL110	1934-38 1 3/4" Tall (Limited production)	each	19.00
FL117	1939-57 3" Tall	each	5.50

2 Styles



• Starter Rod Felt Floor Seal

Part No.	Description		
FL118	1934-46.....	each	3.75

• Master Cylinder Floor Hole Cover

Part No.	Description		
FPP130	1936 Low cab-46 Rounded all metal plug, as original	each	11.50



• Running Board Bolt Kits

Includes special flat top step carriage bolts.

Part No.	Description		
FL128	1936-55 1/2 and 3/4 ton pickup or larger truck	kit	9.95
FL129	1936-55 1 ton pickup	kit	10.50




FLOOR PARTS

...visit our website for **SPECIAL savings!**



• Running Board to Fender Gaskets

Part No.	Description	
FL240	1939-40 1/2, 3/4, 1, and 1-1/2 ton front fenders	pair 15.95
FL225	1941-46 1/2, 3/4, 1, 1-1/2, and 2 ton front fenders	pair 15.95



• Floor Shift Boots

Boots were not originally used by GM on early trucks, however, this is a nice extra.

Part No.	Description	
FL165	1934-47 3-speed and 1936-66 4-speed not original.....	each 8.50



• Floor Shift Foam Collar

Fits between transmission and floor plate. Stops air leaks around 4 and 3-speed floor shifter. Originally used instead of a boot.

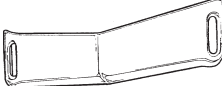




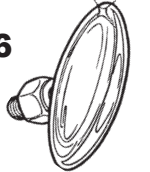





Part No.	Description	
FL137	1934-65 4-speed and 1934-47 3-speed floor shifter.....	each 6.95





FRONT PARTS

...visit our website for **SPECIAL savings!**

 FPF104 \ FPF108  FPF109	<ul style="list-style-type: none">• Front Splash Apron - Metal <table><thead><tr><th>Part No.</th><th>Description</th><th></th><th></th></tr></thead><tbody><tr><td>FPF104</td><td>1941-46 Chevrolet, Hand Made! Show Quality. Made in USA! "The Best".....</td><td>each</td><td>275.00</td></tr><tr><td>FPF109</td><td>1941-46 Chevrolet, Hand Made! Show Quality. Made in USA! No bumper brace holes,</td><td>each</td><td>245.00</td></tr><tr><td>FPF108</td><td>1941-46 Chevrolet, Imports. Fits and looks good, with the 2 holes. Not made in USA!</td><td>each</td><td>179.50</td></tr></tbody></table>	Part No.	Description			FPF104	1941-46 Chevrolet, Hand Made! Show Quality. Made in USA! "The Best".....	each	275.00	FPF109	1941-46 Chevrolet, Hand Made! Show Quality. Made in USA! No bumper brace holes,	each	245.00	FPF108	1941-46 Chevrolet, Imports. Fits and looks good, with the 2 holes. Not made in USA!	each	179.50								
Part No.	Description																								
FPF104	1941-46 Chevrolet, Hand Made! Show Quality. Made in USA! "The Best".....	each	275.00																						
FPF109	1941-46 Chevrolet, Hand Made! Show Quality. Made in USA! No bumper brace holes,	each	245.00																						
FPF108	1941-46 Chevrolet, Imports. Fits and looks good, with the 2 holes. Not made in USA!	each	179.50																						
 FP150  FPF106	<ul style="list-style-type: none">• Front Splash Apron - Fiberglass - Made in the USA! Fits below grille. <table><thead><tr><th>Part No.</th><th>Description</th><th></th><th></th></tr></thead><tbody><tr><td>FP150</td><td>1941-46 Chevrolet</td><td>each</td><td>78.50</td></tr><tr><td>FPF105</td><td>1941-46 GMC</td><td>each</td><td>78.50</td></tr><tr><td>FPF106</td><td>1941-46 Chevrolet, No bumper brace holes,</td><td>each</td><td>78.50</td></tr></tbody></table>	Part No.	Description			FP150	1941-46 Chevrolet	each	78.50	FPF105	1941-46 GMC	each	78.50	FPF106	1941-46 Chevrolet, No bumper brace holes,	each	78.50								
Part No.	Description																								
FP150	1941-46 Chevrolet	each	78.50																						
FPF105	1941-46 GMC	each	78.50																						
FPF106	1941-46 Chevrolet, No bumper brace holes,	each	78.50																						
	<ul style="list-style-type: none">• Front Splash Apron Support Brackets. Made in USA! Extra support between the front splash apron and lower filler pan. 9 1/2" long. Like GM. <table><thead><tr><th>Part No.</th><th>Description</th><th></th><th></th></tr></thead><tbody><tr><td>FPF107</td><td>1941-46 Chevrolet</td><td>pair</td><td>19.50</td></tr></tbody></table>	Part No.	Description			FPF107	1941-46 Chevrolet	pair	19.50																
Part No.	Description																								
FPF107	1941-46 Chevrolet	pair	19.50																						
 FP176  FP107	<ul style="list-style-type: none">• BUMPER BOLTS, NUTS, ETC.• Bumper Bolts - Chevrolet <table><thead><tr><th>Part No.</th><th>Description</th><th></th><th></th></tr></thead><tbody><tr><td>FP176</td><td>1931-36 With large oval head, nut, and washer (polished stainless) 3 1/2" inches high</td><td>each</td><td>21.95</td></tr><tr><td>FP173</td><td>1931-36 Bumper end eye bolts, nuts, and washers (polished stainless).....</td><td>pair</td><td>36.50</td></tr><tr><td>FP106</td><td>1937 With rounded chrome head as original</td><td>each</td><td>2.75</td></tr><tr><td>FP107</td><td>1938-46 With oval head as original with nut and washer (polished stainless cap)</td><td>each</td><td>6.50</td></tr><tr><td>FP107A</td><td>1938-46 FP107 sold in a set of 5.....</td><td>set</td><td>29.50</td></tr></tbody></table>	Part No.	Description			FP176	1931-36 With large oval head, nut, and washer (polished stainless) 3 1/2" inches high	each	21.95	FP173	1931-36 Bumper end eye bolts, nuts, and washers (polished stainless).....	pair	36.50	FP106	1937 With rounded chrome head as original	each	2.75	FP107	1938-46 With oval head as original with nut and washer (polished stainless cap)	each	6.50	FP107A	1938-46 FP107 sold in a set of 5.....	set	29.50
Part No.	Description																								
FP176	1931-36 With large oval head, nut, and washer (polished stainless) 3 1/2" inches high	each	21.95																						
FP173	1931-36 Bumper end eye bolts, nuts, and washers (polished stainless).....	pair	36.50																						
FP106	1937 With rounded chrome head as original	each	2.75																						
FP107	1938-46 With oval head as original with nut and washer (polished stainless cap)	each	6.50																						
FP107A	1938-46 FP107 sold in a set of 5.....	set	29.50																						
 FP176  FP106	<ul style="list-style-type: none">• Bumper Bolts - GMC <table><thead><tr><th>Part No.</th><th>Description</th><th></th><th></th></tr></thead><tbody><tr><td>FP176</td><td>1936-38 With large oval head, nut, and washer (stainless)....</td><td>each</td><td>21.95</td></tr><tr><td>FP106</td><td>1936-46 With rounded chrome head as original.....</td><td>each</td><td>2.75</td></tr></tbody></table>	Part No.	Description			FP176	1936-38 With large oval head, nut, and washer (stainless)....	each	21.95	FP106	1936-46 With rounded chrome head as original.....	each	2.75												
Part No.	Description																								
FP176	1936-38 With large oval head, nut, and washer (stainless)....	each	21.95																						
FP106	1936-46 With rounded chrome head as original.....	each	2.75																						
	<ul style="list-style-type: none">• Bumper Bolt Nuts <table><thead><tr><th>Part No.</th><th>Description</th><th></th><th></th></tr></thead><tbody><tr><td>FP210</td><td>For use with FP106 bumper bolts.....</td><td>each</td><td>.20</td></tr><tr><td>FPF211</td><td>Marsden style has original slots in sides. For FP106</td><td>each</td><td>3.95</td></tr></tbody></table> <p>Note: For the perfectionist:The slotted Marsden nuts came on early trucks.</p>	Part No.	Description			FP210	For use with FP106 bumper bolts.....	each	.20	FPF211	Marsden style has original slots in sides. For FP106	each	3.95												
Part No.	Description																								
FP210	For use with FP106 bumper bolts.....	each	.20																						
FPF211	Marsden style has original slots in sides. For FP106	each	3.95																						
	<ul style="list-style-type: none">• Bumper Brace Rubber Covers <table><thead><tr><th>Part No.</th><th>Description</th><th></th><th></th></tr></thead><tbody><tr><td>FP228</td><td>1941-46 Fits over brace openings in front splash apron below grille.....</td><td>pair</td><td>12.75</td></tr></tbody></table>	Part No.	Description			FP228	1941-46 Fits over brace openings in front splash apron below grille.....	pair	12.75																
Part No.	Description																								
FP228	1941-46 Fits over brace openings in front splash apron below grille.....	pair	12.75																						

FRONT PARTS

...visit our website for **SPECIAL savings!**



FIREWALL RELATED ITEMS

• Firewall Covers

Excellent fiberglass reproduction interior cover with nice grain. Includes insulating firewall pad.
Note: Between 1936-46 firewall covers were not originally used. However, these are excellent in reducing heat and noise in the cab. (See "cab related" section for total cab insulation kits.)

Part No.	Description		
FP147	1936-46 Chevrolet and GMC	each	115.50



FIREWALL RELATED ITEMS

• Firewall Cover Retainers

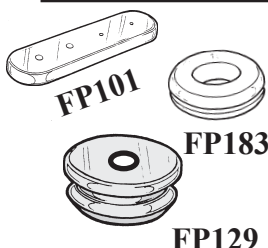
Fasteners that secure the above cover pads to inner firewall.

Part No.	Description		
FP144	1936-46.....	each	1.65



• Grommets, Firewall

Part No.	Description		
FP101	1934-46 4-hole firewall grommet for cables.....	each	5.00
FP171	1936-46 Ignition switch	each	5.75
FP183	1936-59 Speedometer cable	each	1.75
FP104	1936-59 Starter wire or vacuum hose grommet	each	1.00
FP129	1936-59 Wiring loom.....	each	3.25



GRILLES

• Grilles - Chevrolet

Surprise! Our 1934-35 and 1936 Chevrolet Grilles and Inserts are New on the Market November 2014! After 75 years, we had them made and they fit just right. **Complete grilles** have the outer surrounding ring and center vertical with crank hole opening. **The insert** is made for your outer surrounding ring and is good if you do not want a crank hole opening.

Part No.	Description		
FP213C	1934-35 Complete Grille with the surrounding welded on frame and vertical center bar. High polish stainless. Just like GM.....	each	925.00
FP213	1934-35 Insert. High polish stainless. Shaped just like GM. If you are adding the original lower crank hole, use FP662 or FP663....	each	540.00
FP215C	1936 Complete Grille with the surrounding attached support and vertical center bar. High polish stainless. Just like GM.....	each	925.00
FP215	1936 Insert. High polish stainless. Shaped just like GM. If you are adding the lower crank hole, use part FP662	each	540.00
FP138	1937 Polished stainless steel	each	795.00
FP138NC	1937 Non-chrome steel, ready for chrome or paint!	each	440.00
FP140	1939 Chrome with vertical strip and crank hole cover	each	695.00
FP140NC	1939 Non-chrome, with vertical strip and crank hole cover Bare metal. You paint or chrome.	each	498.00
FP160	1940 Chrome with vertical strip and crank hole cover	each	695.00
FP160NC	1940 Non-chrome, with vertical strip and crank hole cover Bare metal. You paint or chrome.	each	495.00
FP233	1941-46 Chrome plated stainless steel. Available Jan.2015...	each	1490.00
FP233NC	1941-46 Non-chrome, Bare metal. (You paint or chrome) with Chevrolet letters. Available Jan.2015..	each	1190.00
FP213S	Grille fastener set for FP213C and FP215C	set	9.75



FP215C





FRONT PARTS

...visit our website for **SPECIAL savings!**

GRILLE Related Items



• Chevrolet Grille Bar

Top quality, and approval given by General Motors for authenticity. Stamped Chevrolet letters just like original. Chrome plated steel with red script letters.

Part No. Description

FP241	1939 Grille Bar	each	Inquire!
FP242	1940 Grille Bar	each	Inquire!



• Grille Divider Trim

We have the three trims that attach to the upper part of the large lower section. Includes the pair of curved corners plus the narrow 28" horizontal strips with its 11 twist clips. Mirror polished stainless as original. Show quality! Available December 2014!

Part No. Description

FP239	1941-46 Grille trim, Set of all 3 (FP234 and FP234C)	set	59.95
FP234	1941-46 Grille curved corners.....	pair	39.95
FP234C	1941-46 Grille center divider trim 28" long with twist clips	each	19.95



• Grille Center Horizontal Clip

Secures the horizontal center strip to the grill. Zinc plated. Included in FP239.

Part No. Description


TRC113	1941-46 center clip	each	2.00
--------	---------------------------	------	------



• Grille Bar Clips, COE

Part No. Description

TRC111	1941-46 Chevrolet, cab over engine grille bar clips. Hand made. Zinc plated. Show quality. About 40 required.	each	3.50
--------	--	------	------



• Grille Shells

Fiberglass reproduction of the original outer metal housing. Not the grille insert.

Part No. Description

FPG546	1934-35 Chevrolet	each	314.00
FPG547	1936 Chevrolet.....	each	314.00

Chevrolet

Everybody wants

one!

FRONT PARTS

...visit our website for **SPECIAL savings!**



• Crank Hole Cover - Chevrolet

Part No. Description

FP663	1934 Chrome.....	each	38.00
FP660	1937 Stainless.....	each	39.50
FP661	1938 Stainless (2 piece set).....	set	48.50
FP668	1941-46 Original grille, stainless.....	each	49.95
FP669	1941-46 Prior reproduction grille, stainless.....	each	49.95

• 1937 Grille Parts

Part No. Description

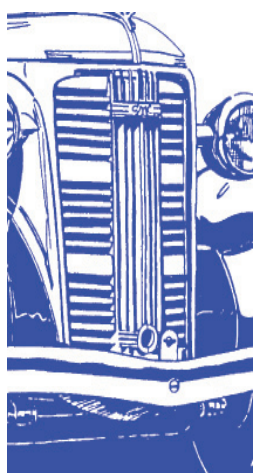
FP655	Grille top trim, polished stainless as original. Show quality!	each	275.00
FP249	Center vertical strip, stainless	each	45.00
FP660	Crank hole cover, stainless	each	39.50
*FP246	Side vertical strips, replacement chrome, non-metal	pair	7.75

*NOTE: These side vertical strips (FP246) are flexible chrome non-metal that look very close to the original GM.

• Grille Center Vertical Strips

Part No. Description

FP249	1937 Chevrolet, stainless	each	45.00
FP650	1938 Chevrolet, stainless	each	44.00
FP136	1939 Chevrolet, chrome	each	56.25
FP137	1940 Chevrolet, chrome	each	56.25



• 1937-38 GMC Grille Bars

Recently produced are exact copies of the vertical grille bars for those rare very popular GMC trucks. The 22 gauge metal is just like General Motors made them over 70 years ago! You paint dull silver as original. You can chrome if you wish. **Note: Just the length is different!**

1937 GMC Grille Bars (Check your measurements against 1938)

Part No. Description

FP260	Center bar, (20 3/8" tall) requires 1	each	32.00
FP261	Side bar with 1/8" front to back hole at bottom, (24" tall) requires 2	each	23.00
FP262	Side bar with no holes, (25 1/2" tall) requires 4.....	each	21.00

1938 GMC Grille Bars (Check your measurements against 1937)

Part No. Description

FP267	Center bar, 21 7/8" tall (requires 1)	each	32.00
FP268	Side bar with 1/8" front to back hole at bottom, 25 1/2" tall (requires 2).....	each	23.00
FP269	Side bar with no holes, 25 1/2" tall (requires 4).....	each	21.00

Note: For horizontal hood strips see Hood Related Items.




• 1937-38 GMC Grille Crank Hole Surround

The "rare" die cast part near grille bottom. Show quality. Powder coated in correct Argent silver with black strips. Hand made in USA in very limited quantities. Can be made to fit 1936!

Part No. Description

FP645	each	349.00
-------	-------	------	--------



• 1937-38 GMC Grille Bar Support Rubber Block

The necessary rubber cushion that supports the above vertical bars. Very Important to correctly align and cushion bars!

Part No. Description

FP264	Cushions the 6 vertical grille bars	each	69.95
-------	---	------	-------

...visit our website for **SPECIAL savings!**

Grille, Upper Filler Pan - Fiberglass

Fits between radiator and grille. Helps draw air into radiator.

Part No. Description

FPG551 1939-40	each	65.50
FPG552 1941-46	each	65.50



• Grille Guard

Made just like the more popular design of the 1930's and 1940's. Smooth chrome formed pipe with fasteners that attach to front bumper brackets. 16" inches high. Open area in the center gives room if you need to crank your engine. Clamps to bumper brackets.

Part No. Description

FP520 1937-46	each	89.50
---------------------	------	-------

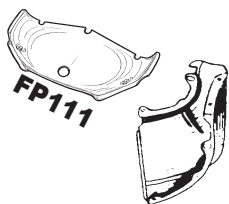


• Grille, Lower Filler Pan

Fits between grille and lower radiator. Quality fiberglass formed to original dimensions.

Part No. Description

FP184 1937 Chevrolet, dimensions 13-1/2" x 19-1/2"	each	62.00
FP174 1938 Chevrolet, dimensions 12" x 18"	each	61.00
FP162 1939-40 Chevrolet, dimensions 14" x 21"	each	65.00
FP111 1941-46 Chevrolet, dimensions 15" x 37"	each	75.50



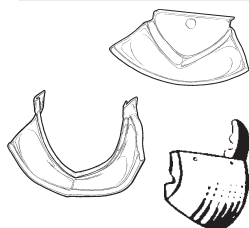
HOOD RELATED ITEMS

• Grille, Valance

Lower "chin" that is usually damaged or missing on these older trucks. Quality fiberglass.

Part No. Description

FP185 1934-35 Chevrolet.....	each	110.00
FP193 1936 Chevrolet.....	each	105.65
FP163 1939-40 Chevrolet.....	each	47.70



• Hood Hinge

This center hinge holds the two halves together.

Part No. Description

*FPH110NC 1934-40 Available Dec. 2014!..	each	68.50
*FPH112NC 1941-46 Available Dec. 2014!.	each	72.50



• Hood Side Panel Hinge Rods

Connects side panel to top panel. Stainless to stop rust. Cut rod to exact length.

Part No. Description

FPH106 1934-46 Stainless.....	pair	19.95
-------------------------------	------	-------



• Hood Center Hinge Hold-Down Bracket, Rear

Part No. Description

FP158 1934-46 Chevrolet and GMC, black.....	each	11.75
FP158S 1934-46 Chevrolet and GMC, polished stainless.....	each	19.95



• Hood Bumper Set

Part No. Description

FP112 1937-46 six pieces	set	4.50
--------------------------------	-----	------




• Hood Lace

Fits under front or rear of hood on cowl.

Part No. Description

FP161 1934-36 (woven fabric) rear cowl and radiator shell	set	28.00
FP115 1937-41 (woven fabric).....	set	22.50
FP116 1942-46 (molded rubber).....	set	15.50



FRONT PARTS

...visit our website for **SPECIAL savings!**



• Hood Lace Retainer Clips

Part No. Description

FP169CH	1942-55 1st Set of 8 clips and 8 clutch head screws, as original.....set	12.95
FP169PH	1942-55 1st Set of 8 clips and 8 Phillips head screws, replacement.....set	8.50



FP634



FP649



FP643

• Hood Strips, Show Quality

Polished stainless with red center. (The horizontal strips on hood sides)

Note: Retaining clips for Chevrolet if needed are in TRIM SECTION.

Part No. Description

FP634	1939-40 Chevrolet only.....pair	84.75
FP649	1941-46 Chevrolet only. set of 6.set	92.50
FP642	1936-37 GMC only. Non chrome with fasteners.each	14.95
FP643	1936-37 GMC only. Chrome with fasteners.each	45.00

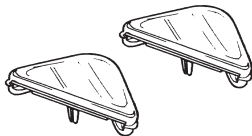
NOTE:1936 GMC takes 10 strips per truck, and the 1937 GMC take 8 strips per truck.

• Hood Corners

Protects cowl when lowering hood. Looks like original. Fits in factory holes in hood.

Part No. Description

FP229	1934-36 Leather.....pair	12.50
FP211	1937-46 Rubber with mounting plug.....pair	12.50



• Hood Handles

Part No. Description

FPH102NC	1939-46 Paintable steel.....each	14.75
FPH102C	1939-46 High polished and chromed.....each	31.90



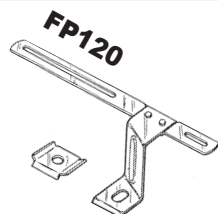
MISCELLANEOUS FRONT PARTS

• License Plate Brackets, Front. For 1/2 and 3/4 Ton

Beautiful black exact reproduction. Made in USA!

Part No. Description

FP170	1934-36 Attaches to right side bumper bolt.....each	18.50
FP120	1937-40 (includes securing plate).....each	28.50
FP121	1941-46.....each	23.50

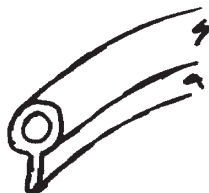


• Fender Welt, Black

A popular non-original extra. Place between fender and bedside.

Part No. Description

FP124	1934-55 1st Front welt.....pair	8.50
FP192	1937-40 Addition to FP124, fits between fender and grill housing.....pair	7.95
FP125	1934-53 Stepside pickups. Rear welt. A popular extra.....pair	16.90



• Inner Fender Gaskets, Front

Part No. Description

FPF103	1941-46 Eight piece set.....set	16.95
--------	---------------------------------	-------

• Fastener Kit - Headlight Bucket to Fender

Consists of 16 "J" clips and correct clutch head screws for one truck.

Part No. Description

FP166	1941-57.....kit	8.50
-------	-----------------	------



• Radiator Support Pads

Part No. Description

FPF102	1941-46.....pair	7.00
--------	------------------	------



HIGH PERFORMANCE SPEED EQUIPMENT

For those not wishing to go totally original, we offer several high quality items for motor dressup and increased performance. Designed for six cylinder General Motors trucks.

• Beehive Oil Filter


For the ultimate in deluxe engine dress-up components. Mint reproduction of a mid-1950's popular item. For the final detail. Cools and cleans oil. Attaches to six cylinder intake manifold or firewall. For 1941-62 Chevrolet engines. (Not 1958-62 full flow 261 six cylinder.)

Part No.	Description	
HP112	Flat black ribbed center with polished ends.....each	266.00

• Beehive Oil Filter Mounting Bracket

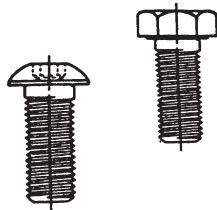
Used with HP112.

Part No.	Description	
HP1121	Firewall mounted bracket.....each	21.50



• Beehive Replacement Oil Filter Element

Part No.	Description	
MEE130	Extra oil filter for HP112each	9.95



• Engine Bolt Kits

These stainless bolt kits add a nice extra to the appearance of your six cylinder Chevrolet. Includes fasteners for oil pan, fuel pump, manifolds, thermostat housing, distributor, side cover, valve cover, water pump, and timing cover. They are available in slotted and hex as original or button head for the custom truck. Bolts are labeled to help in installation.


Part No.	Description	
HPE200	216 engine, slotted and hex style as original.....set	54.50
HPE201	1954-55 235 engine, slotted and hex style as original.....set	54.50
HPE202	1955-62 235 engine, slotted and hex style as original.....set	54.50
HPE203	216 engine, button head for a custom look.....set	54.50
HPE204	1954-55 235 engine, button head for a custom lookset	54.50
HPE205	1955-62 235 engine, button head for a custom lookset	54.50



• Air Filter Assembly, Original Style

Created to copy the original 6 5/8" dry element design. Looks very close to the factory original. Fits the original Rochester and replacement Carter YF, not the early Carter W-1 cast iron style. To create an even more authentic look, you might consider ordering the copper mesh element, ME238 in our Mechanical fuel Section.

Part No.	Description	
ME904	1950-55 with original black topeach	64.50
ME907	1950-55 with chrome topeach	72.50



• Air Filter with Dry Element, Chrome


For the custom truck using the Carter Y-F, and Rochester carburetor. Flat top design.

Part No.	Description	
HP120	6-1/2" diameter, six cylinder.....each	29.50
HP123	6-1/2" diameter, six cylinder, top plate only for HP120each	4.95
HP148	14" diameter, V-8each	51.25
HP149	14" diameter, chrome with Chevrolet letters, V-8.....each	67.75

Note: HP120 does not fit the early cast iron Carter W1 carburetor.

HIGH PERFORMANCE

...visit our website for **SPECIAL savings!**



HIGH PERFORMANCE SPEED EQUIPMENT (continued)

• Valve and Push Rod Cover (Chrome Steel)

Original shape. Oil filler hole on top. Must use a vented oil cap. (See HP111 below)

Part No. Description

HP230 1937-53 Chevrolet 216 and 235 low pressure valve covereach 36.00

HP231 1954-62 Chevrolet 235 and 261 comboset 95.95

NOTE: HP231 has chrome covers HP232 and HP233, gaskets and chrome oil cap.



• Valve Cover, Offenhouer High Performance

Made from the original tooling of the 1950's. High polished aluminum. A famous name in early racing!. With Offenhouer lettering. Fits 216, 235, and 261 Chevrolet.

Part No. Description

HP237 1937-62 Valve cover only.(235 eng.use HP110 stud kit.)each 242.00



• Valve Cover Spacers

Moves thermostat housing forward to make room for some cast aluminum valve covers.

Part No. Description

HP535 1937-62 Chevrolet 6 cylindereach 16.50

• Valve Cover Stud Kit

Necessary for securing the center hole aftermarket aluminum valve covers (Offenhouer, etc.) to the later 235 Chevrolet engines. Also secures original 216 valve covers to the late model 235. Includes stud, acorn nuts, washers and seals.

Part No. Description

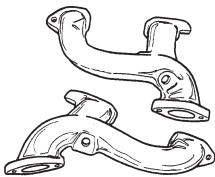
HP110 1937-62set 16.95



• Oil Cap, Chrome

Part No. Description

HP111 1937-62, Valve cover top fill only! Vented.....each 13.95



• Fenton Cast Iron Dual Exhaust Chevrolet And GMC Headers

Authority given by the original manufacturer to produce these in demand era performance accessories. These cast iron headers are exact in every detail including "Fenton" lettering. The resulting dual pipes on your early pickup will cause that special six cylinder purr, so often heard in past years. Nothing sounds like Fentons on GM six cylinder engines.

Note: For GMC minor adjustments are needed see instructions. (See website for further details.)

Part No. Description

HP102 1937-62 Chevrolet and GMC, 2" diameter outletset 285.00



• Fenton Exhaust Manifold Warming Kit

For better engine performance when using Fenton Headers on your Chevrolet and GMC inline six cylinder! Our kits allow hot exhaust from the headers to enter into a cavity created by a threaded plate under the original as well as the Fenton and Offenhouer dual intake manifold. Fuel is quickly warmed as it leaves the carburetor as was designed by General Motors. Professional appearance!

NOTE: To see this kit installed, check the High Performance Section of our 1947-55 Research Catalog at www.oldchevytrucks.com.

Part No. Description

HPM544 1937-53 Chevrolet 216, GMC 228,248,270,
and 1939-59 302.....kit 59.50

HPM543 1954-62 Chevrolet 235 and 261 engines.....kit 89.50



•Exhaust Manifold

We are in the process of producing the cast iron single barrel manifold as used on the Chevrolet six cylinder. Just like GM made them. Even includes the heat riser assembly and spring. All in a bolt-on assembly. No dual exhaust system required.

Part No. Description

MEE326	1950-53 216 and 235 low pressure engine	each	235.00
--------	---	------	--------



•Fenton Manifold with Dual Intake Plus Linkage and Fuel Lines

Aluminum Fenton dual intake manifold that is a perfect match for the Fenton Headers HP102. Includes accelerator linkage and stainless steel fuel lines.

Part No. Description

HP107	For late 235 and 261 Chevrolet engines.....	each	255.00
-------	---	------	--------




• Offenhouser Manifold with Dual Intake Plus Linkage

Cast aluminum Offenhouser unit for attaching two factory or aftermarket single barrel carburetors.

Part No. Description

HP104	1937-53 For 216 Chevrolet engine	each	295.00
HP105	1954-62 For late 235 and 261 Chevrolet engines	each	295.00



HIGH PERFORMANCE

...visit our website for **SPECIAL savings!**



• Motor Mount Kit, Side Mount for V-8

Used when placing a 1958 and newer small block Chevrolet V-8 in the 1940-55 1st GM pickup. These engine side mounts can be bolted on or welded to your frame. Includes cushion set, bolts, and instructions. A professional installation that eliminates the under engine round cross member sold in some stores.

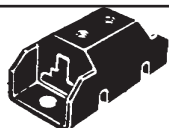
Part No.	Description	
HP121	1936-55 1st.....set	134.50



• Transmission Frame Cross Member

Our cross members fit well when you place a modern automatic transmission in the older GM trucks. Its 6" drop make a successful fit on 350, 400, 700R4, and Powerglide transmissions.

Part No.	Description	
HP1261	1939-59.....each	65.50




• Transmission Mount Pad

Part No.	Description	
MET102	For use with HP1261 aboveeach	11.75

• Air Conditioning Compressor and Alternator Bracket

Secures air conditioning compressor and alternator in the best position. Made in USA!

Part No.	Description	
HP129	1955-62, 235 and 261 enginekit	135.00



• Alternator Bracket

Specially made bracket for properly securing a modern 6 or 12 volt GM alternator when the original generator is replaced.

Part No.	Description	
HP130	1937-53 216 , 1954-55 1st 235 and 1939-59 GMC engineeach	64.50
HP131	1955 2nd-62 High pressure 235 engine, Made in USA!each	54.50



1939 New Zealand Right Hand Drive truck.
Owner and restorer Steve Jones.

...visit our website for **SPECIAL savings!**

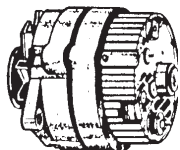
HIGH PERFORMANCE SPEED EQUIPMENT (continued)

• Alternator, Six Volt

This modern unit is even equipped with an internal regulator. Its charging capacity is over 70 amps. Can be adapted to all 6 volt vehicles. Rebuilt. No core charge. (Used with HP130 or HP131.)

Part No. Description

REHP137N	1934-55 1st Chevrolet (negative ground)	each	84.50
REHP137P	1936-55 1st GMC (positive ground)	each	84.50

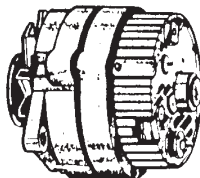


• Alternator, Twelve Volt

Designed to replace the original generator. Has internal voltage regulator and a charging capacity of over 70 amps. Negative ground only. Rebuilt. No core charge. (Used with HP130 or HP131.)

Part No. Description

REHP136	Negative ground	each	84.50
---------	-----------------------	------	-------



• Alternator Pulley

This pulley is made for a GM alternator when you use the original wide fan belt on your early six cylinder. Matches width of original 216 Chevrolet Harmonic Balancer.

Part No. Description

HP530	1937-52 216 Chevrolet	each	24.50
-------	-----------------------------	------	-------



• Alternator Flat Fan

You will need a "flat" alternator fan to use HP530 above. Most come with this fan design. Otherwise we can provide it.

Part No. Description

HP531	Alternator flat fan	each	12.00
-------	---------------------------	------	-------

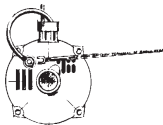


• DA Plug for Alternators

Allows the use of your original ignition switch when using a modern alternator. Prevents the engine from continuing to run after you turn off the switch. A simple plug-in to your alternator.

Part No. Description

HP240	For 6 or 12 volt	each	21.50
-------	------------------------	------	-------



• Distributor and Coil, Modified HEI

This electronic ignition greatly improves starting and performance. No points to wear out! No gradual change in timing! A late model modern GM distributor has been machined to fit the older inline six. This excellent used GM modified housing includes new HEI coil, rotor, cap, lead wire, vacuum advance, and instructions. Twelve volt 235 engine and 261, not 216. No core charge. This small distributor and round coil look similar to the original six cylinder unit. Does not take away from the original appearance! Made in USA!

Part No. Description

HPD150	1954-62 Chevrolet (high oil pressure engines)	each	255.50
HPD151	1954-62 Chevrolet HEI coil only	each	42.00



• Spark Plug Wire Set for HEI Distributor

Set of black wires with insulated caps (six cylinder).

Part No. Description

ELW542	1937-62 Chevrolet and GMC	set	27.95
--------	---------------------------------	-----	-------



• Distributor, Mallory

A heavy duty dual point unit specially made for your GM six cylinder engine when you desire high performance.

Part No. Description

HP138	12 volt	each	369.95
-------	---------------	------	--------



HIGH PERFORMANCE


...visit our website for **SPECIAL** savings!



• Coil, High Performance

Designed for the higher RPM engine. Excellent with the HP138 Mallory dual point distributor described above. Will not work with our HEI distributor.


Part No.	Description		
HP139	12 volt	each	64.95



• Disc Brake Conversion Kit

Use with your existing straight axle and spindles. A top quality American made bolt-on assembly. Includes caliper mounting brackets, attaching hardware to spindle, bearing adapters which use modern tapered roller bearings, and instructions for using your late model calipers, five lug rotors, pads, seals, and bearings. You obtain more common parts locally or use HP1411 or HP1412.

Part No.	Description		
HP1401	1929-40 1/2 ton.....	set	250.00
HP1402	1941-50 1/2 ton.....	set	250.00



• Disc Brake Kit, Complete Front - 5 Lug Pattern

Everything you need to equip your existing straight axle front end with modern brakes. Includes the above HP1401 or HP1402 kit plus bearings, seals, rotors, rebuilt calipers, brake pads, etc. Saves your time and money from gathering modern parts locally! Not to be used with original master cylinder.

Part No.	Description		
HP1411	1929-40 1/2 ton.....	kit	450.00
HP1412	1941-50 1/2 ton.....	kit	450.00

• Disc Brake Kit, Complete Front - 6 Lug Pattern

This 6 lug disc brake kit contains all you will need to put modern discs on your stock 1/2 ton spindles, and uses your stock hub. Includes GM rotors, calipers, brackets, hoses, and brake pads, etc. HP508 and HP509 are options for this disc brake kit.

Part No.	Description		
HP500	1941-54 1/2 ton, front	kit	459.50

• Wheel Bearing Upgrade, Front


For those that prefer to eliminate the original front ball bearings, we have the conversion. Changes the original balls to modern roller type. Includes inner and outer bearings with races plus grease seals. Works with original 1/2 ton drums as well as HP500.

Part No.	Description		
HP508	1941-59.....	kit	119.00

• Wheel Spacer Kit

Works with HP500.

Part No.	Description		
HP509	1941-54 1/2 ton 3/16" wheel spacers. (Some late model wheels rub the caliper when you add modern disc brakes.)	kit	29.50





HIGH PERFORMANCE

...visit our website for **SPECIAL savings!**



HIGH PERFORMANCE SPEED EQUIPMENT (continued)

• Ring and Pinion For Differential - 1/2 Ton

Finally, a rear end ratio is available that allows your 1/2 ton pickup to cruise better at highway speeds. These new sets change the 4.11 ratio on the 1940-53 closed drive line to 3.55. Your trucks personality is now completely changed! Nothing is visible outside. Engine RPM is reduced almost 20%.

Part No. Description

HP163	1940-54 3.55 ratio..... set	449.95
-------	-----------------------------	--------

• Differential Bearing, Bushing, and Seal Kit 1/2 Ton

For use with HP163 Ring and Pinion Set above when you require all wearing parts replaced. Kit includes such items as pinion and carrier bearings, pinion and wheel seals, gaskets, torque tube bushing, etc. Individual components are listed in Mechanical Section.

Part No. Description

HP165	1940-50 1/2 ton.....kit	395.00
-------	-------------------------	--------

• Differential Chrome Cover

This 10 bolt cover includes gasket and drain plug. For a little extra "flash" the cover and plug have been polished and chrome plated. They will be quickly noticed by the following traffic!.

Part No. Description

HP245	1937-62 1/2 Ton.....kit	54.95
-------	-------------------------	-------



• Axle to Leaf Spring Attaching Kit

Allows you to replace your original axle housing with modern differential that has the more popular 3 inch axle tubes. Includes U-bolts, lower plates, saddles, etc. Welding of saddles to axle housing required.

Part No. Description

HPD179	1934-54 1/2 ton onlykit	89.95
--------	-------------------------------	-------

• Proportioning Valve

Necessary when using disc brake master cylinder in combination with rear drum brakes.

Part No. Description

HP169	Brake fluid valve each	89.50
-------	------------------------------	-------

• Proportioning Valve Mounting Bracket

Designed to attach the proportioning valve (HP169) to master cylinder area.

Part No. Description

HPB170 each	39.55
--------	------------	-------



• Shock Absorber Conversion Kit

For those wishing to add modern tube shock absorbers to their 1949 and older 1/2 ton pickup with original lever action shocks. We now stock a complete kit which includes upper and lower forged steel shock mounts, front and rear, plus 4 gas shocks. Because the kit was designed for 1947-49 1/2 ton, you will need to drill holes in your frame rail for the upper shock mounts. Sorry, we don't have a template for the 1946 and older truck.

Part No. Description

HP590	1936-49 1/2 ton (also 1950-54 replacement).....kit	285.50
-------	--	--------

HIGH PERFORMANCE

...visit our website for **SPECIAL savings!**



HIGH PERFORMANCE SPEED EQUIPMENT (continued)

• Independent Front Suspension Mounting Kit, Pacer

The American Motor's Pacer (about 1975-82) has a front suspension that bolts in and has parts (A-arms, springs, tie rods, sway bar, steering, shocks, etc.) contained in a single unit. (The later years even have disc brakes.) It is heavy duty and ideal for this application. (We now have an adapter kit for attaching this Pacer unit to your truck.) Installation is bolt-on to the truck's front cross-member after our brackets are welded to your Pacer front end. Tread width is 61-1/2" and works as is. This is a good fit and well worth doing if you want a softer ride and modern updated steering.

Part No. Description

HP127 1947-55 1st (with modifications will work on 1940-46) set 145.00

• Mustang II to Chevrolet Disc Brake Conversion Kit

A popular front suspension for the custom truck is the rack and pinion assembly from the 1974-78 Mustang II. It attaches very nicely to the 1959 and older GM 1/2 ton frame. We offer an excellent brake conversion kit which allows you to use larger 11 inch diameter GM car rotors, calipers and discs, while keeping the Ford Mustang spindles. Provides 65% more braking capability over the 9 inch Mustang II rotor. (The front wheel 4-3/4" bolt circle pattern will now match the rear if you use most GM car five-bolt rear drums.)

Note: User must supply stock Ford upper caliper cradle mounting bolts on all Mustang kits.

Part No. Description

HP171 Conversion Kit 1/2 ton kit 150.00

• Mustang II to Chevrolet Disc Brake Conversion Kit, Complete


Includes the above HP171, plus the necessary rotors, calipers, brake pads, seals, bearings, etc. Saves you time and money from gathering modern parts locally!

Note: User must supply stock Ford upper caliper cradle mounting bolts on all Mustang kits.

Part No. Description

HP172 Conversion Kit 1/2 ton kit 395.00

1938 1 1/2 Ton



...visit our website for **SPECIAL savings!**

We carry a full line of excellent reproduction dash knobs that will perfectly replace your cracked and broken originals.

CHOKE, THROTTLE, AND HEADLIGHT KNOBS

• Choke Knobs

Part No.	Description	
KB101	1934-39 Black with white letters	each 9.80
KB102	1940-46 Rose tan	each 9.80

• Throttle Knobs

Part No.	Description	
KB131	1934-39 Black with white letters	each 9.80
KB133	1940-46 Rose tan	each 9.80

• Headlight Knobs

Part No.	Description	
KB132	1934-39 Black with white letters	each 9.80
KB134	1940-46 Rose tan	each 9.80

CHOKE AND THROTTLE CABLES

We have an excellent selection of top quality cables, complete with housing, wire, base and proper year knobs. For the perfectionist!

• Choke Cable With Knob

Part No.	Description	
KB135	1934-39 Complete with black knob and white lettering	each 35.50
KB136	1940-46 Complete with rose tan knob and letter "C"	each 35.50

• Throttle Cable With Knob

Part No.	Description	
KB148	1934-39 Complete with black knob and white lettering	each 35.50
KB120	1940-46 Complete with rose tan knob and letter "T"	each 35.50

MISCELLANEOUS KNOBS AND HANDLES

• Crank Knob With Pin, Side Window

Part No.	Description	
KB118	1939 Also for windshield crank handle. Black.....	each 9.80
KB103	1940-46 Also for windshield crank handle. Rose tan.....	each 9.80

• Cowl Vent Knob, Non-Metal

Part No.	Description	
KB190	1942-46 Top cowl vent knob. Medium brown	each 8.95



KNOBS

...visit our website for **SPECIAL** savings!



MISCELLANEOUS KNOBS AND HANDLES (continued)

• Gear Shift Knobs



Part No. Description

KB128	1929-47 3-speed floor shift. Black (non-threaded)	each	8.50
KB114	1936-66 4-speed floor shift. Black (threaded).....	each	8.50

• Ash Tray Handle



Part No. Description

KB110	1940-46 Original rose tan with attaching clips	each	9.95
-------	--	------	------

• Door Lock Knobs, Just like original.

Small chrome T-handle for inside of left door.



Part No. Description

DP129	1934-40 3/16" Square hole	each	11.50
DP138	1941-46 1/4" Square hole	each	11.50



It's a definite assurance to you and your family that you can get skilled, reliable Chevrolet service, at reasonable cost, whenever and wherever you may travel!

LIGHTING

...visit our website for **SPECIAL savings!**

HEADLIGHTS

• Headlight Assemblies, With Black Buckets

Stainless rings. Very close in appearance to the originals. 12 volt

Part No. Description

LGH210 1937-40 with small parklight on bucketpair 299.00



• Headlight Assemblies, Stainless

Beautiful polished 12 volt headlights to nicely replace original style. Close to original, but not exact. Excellent for the street rod enthusiast! Has original 8 1/2" diameter with correct 1/2" adjustable mounting stud.

Part No. Description

LGH199 1934-40 with Sealed beams, no parklightspair 230.00

LGH200 1934-40 with Sealed beams, with parklights in bezelpair 260.00

LGH201 1934-40 with Halogen bulb, with parklights in bezel.....pair 265.00



• Fog Lights

Authentic copies of 1930's and 40's design fog lights. Chrome bucket and bezel with 6" cat-eye amber glass lens. Includes special adjustable stand for attaching to front bumper braces. Replace 12 volt bulb if you have a 6 volt system. Show quality!

Part No. Description

LGL105 6" amber fog lightspair 245.00



• Headlight Rings or Doors

Part No. Description

LG100 1937-40 Chromepair 59.50

LG101 1941-46 Chromeeach 24.95



• Headlight Stands

Part No. Description

LGH600L 1934-36 Chevrolet and 1936 GMC, lefteach 49.00

LGH600R 1934-36 Chevrolet and 1936 GMC, right.....each 49.00

LGH601L 1937 Chevrolet and 1937-40 GMC, lefteach 42.50

LGH601R 1937 Chevrolet and 1937-40 GMC, right.....each 42.50



• Headlight Stand to Radiator Housing Gaskets

Part No. Description

LG120 1937 Chevrolet and 1937-40 GMCpair 3.50

LG570 1938 Chevroletpair 3.50

LG122 1939-40 Chevroletpair 3.50



• Headlight Bar Pads, Fender and Radiator Shell

Part No. Description

LG297 1934-36 Chevrolet and 1936 GMC, set of 4set 13.00



• Headlight Bucket to Fender Gaskets

Not originally used but a nice addition to stop metal to metal contact.

Part No. Description

LGH460 1941-46.....pair 16.50



• Headlight Rim Rubber Seal

Wire reinforced. Fits inside headlight bezel or ring.

Part No. Description

LG161 1941-56.....pair 9.50



• Headlight Reflectors

Made to reflect the light from the bulb. Exactly fits the edge of the factory bucket.

Part No. Description

LGL108 1937-39 As original.pair 84.50

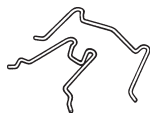
LGL109 1937-39 Correct for modern H-4 Halogen bulb.pair 74.75

LIGHTING

...visit our website for **SPECIAL savings!**



HEADLIGHTS (continued)



• Headlight Rim Rubber Seal Retaining Clips

Part No.	Description		
LG203	1941-55 1st (per truck)	set	4.90



• Headlight Sealed Beam Retainer Ring

Part No.	Description		
LG104	1941-57 Stainless steel	each	8.75



• Headlight Adjusting Nut And Screw

Part No.	Description		
LGH303	1941-57 Set of 4	set	17.95



• Headlight Adjusting Spring

Part No.	Description		
LGH473	1941-46	each	3.90



• Headlight Wiring Loom Grommets

Part No.	Description		
LG204	1934-36 Fits in the side of grille housing	pair	4.75
LG106	1937-55 1st Fits in inner fender	pair	2.75



• Headlight Wiring Loom

Black fabric loom to protect wiring that extends from light bucket to inner fender terminal block. Exact as original.


Part No.	Description		
LG112	Headlight wiring loom	foot	1.55



• Headlight Sealed Beam Socket

Headlight plug and wires that attach to seal beam bulbs with 3 prongs.

Part No.	Description		
LG293	Headlight sealed beam socket	each	2.50




PARKLIGHTS

• Parklight Assemblies

For the person that likes a few "extras" but wants to stay with GM accessories. We now stock the very attractive park light assemblies that were placed on cars at the Chevrolet dealership in 1937-39. These authentic appearing lights not only are correct for cars but also fit the fender contour of all 1934-39 GM trucks! Replace their 12 volt bulbs if you have a 6 volt system. Includes dual filament sockets so you can easily have both park and turn signals. Colored photo on catalog cover.

Part No.	Description		
LGP211	1934-39	pair	190.00



• Parklight Housing, Metal


Part No.	Description		
LGP414	1942-46	each	29.50



• Parklight Lens Bezel, Stainless Steel. Made in USA!

Part No.	Description		
LGL401	1940	each	34.50

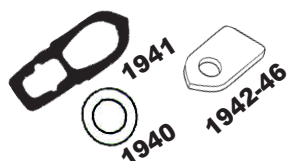
...visit our website for **SPECIAL savings!**



PARKLIGHTS (continued)

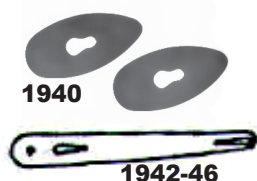
• Parklight Lens, Chevrolet and GMC

Part No.	Description		
LGL402	1934-39 GM accessory lens for LGP211	each	14.50
LGL404	1940 Round frosted plastic copy, looks exact!	each	24.50
LGL400	1941 Frosted plastic copy, looks exact, limited production	each	24.00
LG108	1942-46 Frosted glass, exact as original	each	13.75



• Parklight Lens Gaskets

Part No.	Description		
LG304	1940 Chevrolet and GMC (round)	pair	4.00
LG207	1941 Chevrolet and GMC 4" long	pair	4.00
LG209	1942-46 Chevrolet and GMC 2 3/4" long	pair	5.50



• Parklight Housing to Fender Pad

Part No.	Description		
LG303	1940 Chevrolet and GMC	pair	6.90
LGP210	1941 Chevrolet and GMC	pair	10.00
LG210	1942-46 Chevrolet and GMC. Lens housing to headlight bucket gasket. Dimensions 2-1/4" x 16"	pair	11.30

1934-39



TAILLIGHTS

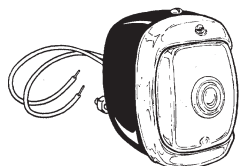
• Taillights

Our quality taillights contain stop and running light bulbs. Correct for pickups, panel trucks, suburbans, and big trucks. They are complete with wiring, sockets, housing and bezel, chrome ring, and lens less mounting bracket and fabric loom tube. Unless specified otherwise non chrome, taillights are black with chrome ring as original.

Note: On the 1934-48 taillights were supplied with glass lens. After 1948 taillights have plastic lenses for ever brighter lighting.

Note: The blue dot is a non GM option popular if you want a more custom appearance.

Part No.	Description		
LG158	1934-39 Mint oval reproduction complete. All black housing and bezel as original. Chevrolet only.	each	67.50
LG154L	1940-53 Left, with red glass lens and license lens	each	23.00
LG154R	1940-53 Right, with red glass lens only.	each	23.00
LG154LC	1940-53 Left, chrome with red glass lens and license lens	each	28.50
LG154RC	1940-53 Right, chrome with red glass lens only.	each	28.50
LG152L	1940-53 Left, with red plastic lens and license lens	each	23.00
LG152R	1940-53 Right, with red plastic lens only.	each	23.00
LG155L	1940-53 Left, with red glass lens with blue dot and license lens	each	28.50
LG155R	1940-53 Right, with red glass lens, blue dot.	each	28.50
LG195L	1940-53 Left, with red plastic lens, blue dot, and license lens	each	29.95
LG195R	1940-53 Right, with red plastic lens, blue dot.	each	29.95



1940-53



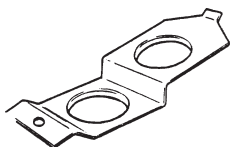
• Taillight Conduit Retainer

On 1934-39 taillights there is a small retainer that secures the metal conduit for protecting wires. If you need it, we have it! Hand made in the USA! Conduit #LGL106

Part No.	Description		
LGL107	1934-39	each	14.95

LIGHTING

...visit our website for **SPECIAL** savings!



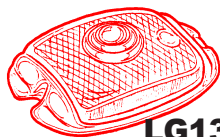
• Taillight Bulb Changeover

The 1940-53 taillights produced during the past twenty years are not designed to hold the original large 21 candle power spotlight bulb! We have created a bracket for inside your taillight that eliminates the small three candle power bulb and allows the large original 21cp bulb. With this changeover, your spotlight will be seen easier and at a greater distance. Get the most out of your original style taillights and lessen accident potential. (Not included with LG152, LG154, or LG155.)

Part No. Description

LG290	1940-53.....each	7.50
-------	------------------	------

LG129P



LG132

STEPSIDE TAILLIGHT ITEMS

• Lenses, Pickups, Panel trucks, Suburbans, and Big Trucks

Part No. Description

LG129	1934-46 GMC pickup, Suburban and Canopy Express with tailgate. Glass red round lens 4" diameter	each	24.50
LG249	1934-39 Red oval glass with Chevrolet bowtie.....	each	15.50
LG132	1940-53 Red plastic (a quality copy of LG1331).....	each	5.50
LG1331	1940-53 Red glass	each	5.75
LG134	1940-53 Red glass, with blue dot	each	10.50
LG196	1940-53 Red plastic, with blue dot.....	each	10.50

LG250



• Taillight Lens Gaskets

Part No. Description

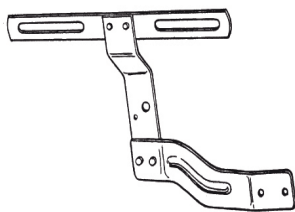
LG250	1934-39 Chevrolet only, oval	each	2.95
LG135	1940-53 Chevrolet and GMC.....	each	1.25



• Taillight License Lens and Gasket

Part No. Description

LG137	1940-53 Lens, clear	each	6.80
LG138	1940-53 Gasket	each	2.10



LG144


• Taillight Brackets with Original Style Stamped Lettering

These attach to the rear stake pocket. Powder coated black. Made in USA!

Part No. Description

LGB230L	1934-36 left, with license bracket	each	35.50
LGB230R	1934-36 right, no license bracket.....	each	34.00
LG146	1937-39 left, with license bracket	each	35.50
LG167	1937-39 right, no license bracket.....	each	34.00
LG144	1940-46 left, with license bracket	each	28.50
LG143	1940-46 right, no license bracket.....	each	24.50

Note: At the time of this catalog printing we were negotiating the production of the correct taillight brackets for the 1936-46 GMC pickup. Not Chevrolet. There should be an interest for those fortunate enough to have real GMC taillights. Keep in touch!



• Taillight Brackets, Custom

For those that want a taillight bracket that is very different. The factory light remains in the correct position. A definite eye-catcher at any show. Brushed stainless with included attaching screws, taillight chrome acorn nuts and gaskets. A beautiful extra for that special truck! Looks great with chrome taillights LG154LC or LG154RC.(Not included!)

Part No. Description

LGL204L	1940-53, left.....	each	43.95
LGL204R	1940-53, right.....	each	43.95

...visit our website for **SPECIAL savings!**



• Taillight Bezels or Doors


Part No.	Description	
LG252	1934-39 Black, oval. Chevrolet only	each 12.50
LG156	1940-53 Chrome, rectangular	each 9.00
LG320	1940-53 Stainless, rectangular, will never rust	each 14.00



• Taillight Wiring Loom or Conduit

Protects wiring which extends from taillight bucket.

Part No.	Description	
**LGL106	1934-39 Taillight conduit 5/16" galvanized steel, 18" long	each 12.00
LG160	1940-53 Black fabric as original, Sold per foot.	foot 1.25
*LGL100	1940-55 Polished stainless steel 18" long 1/2 diameter	each 4.25

*Part LGL100 is an excellent dress-up item for the older taillights but is not correct on LG158 (1934-39.) and **Part LGL106 will require taillight retainer LGL107. 



• Taillight Wiring Loom Grommets

Fits in truck frame rail hole near taillight to protect wiring.


Part No.	Description	
LG1061	1941-72.....	pair 2.75



• Bed Roll Custom Lights

For the custom non-original stepside pickup. Fits in the bed roll and is a great addition to the original taillights. A pair of single filament units are extra stop and turn signal lights. Your wiring runs forward through bed roll, down a stake pocket and connects to the tail light harness. An included rubber o ring keeps light secure in bed roll. Complete with lens, housing, sockets, wiring, and instructions. A great extra.

Part No.	Description	
SMC120	1940-72 Stepside 1 3/4" diameter roll.....	pair 81.50



• Bed Side Hole Cap, 1-3/4" Diameter Roll

For the finishing touch on your modified truck. A rubber O-ring band surrounds the outside of the metal cap and holds it in place. Just press in and the job is done.

Part No.	Description	
SMC100	1940-66 Smooth finish.....	pair 39.95
SMC101	1940-66 With a Bowtie cut in the smooth surface	pair 49.95



PANEL TRUCK AND SUBURBAN TAILLIGHT ITEMS

• Taillight Complete

Part No.	Description	
LG158	1934-39 Oval with red glass lens	each 67.50
LG154L	1940-46 Rectangular with red glass lens and license lens.....	each 23.00



• Taillight Lens and Bezels, Chevrolet Panel and Suburban

Part No.	Description	
LG249	1934-39 Panel and Suburban with double doors, lens	each 15.50
LG1331	1940-46 Panel and Suburban with double doors, lens	each 5.75
LG156	1940-46 Panel and Suburban with double doors, chrome bezel.....	each 9.00

LIGHTING

...visit our website for **SPECIAL savings!**



	<ul style="list-style-type: none"> • Taillight Lens, Chevrolet and GMC Suburban with Tailgate (Center Mount) Part No. Description LG129 1934-46 Suburban with tailgate and Canopy Express. Glass red round lens 4" diameter, Limited Quantities.....each 24.50
 LGL622 LGL623	<ul style="list-style-type: none"> • Taillight Stand, Panel and Suburban, Double Door (Limited Production) Part No. Description LGL622 1937-39. Made in the USA!each 39.50 LGL623 1940-46. Made in the USA!each 39.50
	<ul style="list-style-type: none"> • LIGHT BULBS, SIX VOLT Proper 6 volt bulbs to replace originals. • Stop Light Part No. Description LG172 21 candle power, as originaleach 1.90
	<ul style="list-style-type: none"> • Park and Taillights Part No. Description LG173 3 candle power, clear.....each 1.50 LGB299 6 candle power, single filament, ambereach 3.50
	<ul style="list-style-type: none"> • Turn Signal Bulbs Special double filament for use with add-on directional signals. Eliminates the need for a separate park light assembly. Also fits original taillights. Part No. Description LG175 3 and 21 candle power, cleareach 2.25 LGB298 3 and 21 candle power, ambereach 3.50
	<ul style="list-style-type: none"> • High Beam Indicator, Ignition Switch and Glovebox Light Part No. Description LG179 1 candle powereach 1.35
	<ul style="list-style-type: none"> • Dash Bulbs Part No. Description LG174 2 candle powereach 1.50 <ul style="list-style-type: none"> • Headlight Bulbs Part No. Description LG186 1929-34 As original. 32cp low beam; 32cp high beameach 4.50 LGB119 1929-34 12 volt. 32cp low beam; 32cp high beameach 5.30 LG176 1935-39 As original. 32cp low beam; 32cp high beameach 8.00 LG187 1929-34 Much brighter than original. 32cp low beam; 50cp high beameach 7.75 LG184 1940-55 1st Sealed beam headlight bulb. Excellent replacement 6 volt.....each 11.95 LGB120 1940-57 Seal beam 12 volt.....each 13.95

...visit our website for **SPECIAL** savings!

NEW!



• Headlight Halogen Replacement Light Assembly

This new high-tech headlight assembly looks very close to the original seal beam, however deep inside is a common halogen bulb. An easy replacement that even connects to your original headlight socket. 12 volt only.

Part No.	Description	
LGB161	All seal beam trucks.....	each 19.95

LED LIGHTING

Most all exterior lights for 1940-55 GM trucks are now available 12 volt LED and Halogen. We have them!

• Headlight Bulb

Part No.	Description	
LGB160	1940-72 Halogen sealed beam, one piece.....	each 21.95


• Taillight Lens

Part No.	Description	
LGB164	1940-53 Red lens and clear license lens, left.....	each 35.50
LGB165	1940-53 Red lens, right.....	each 31.50

• Taillight, Complete

Part No.	Description	
LGB167	1940-53 Red lens and clear license lens, black housing, left.....	each 49.95
LGB169	1940-53 Red lens and clear license lens, chrome housing, left.....	each 49.95
LGB166	1940-53 Red lens, black housing, right.....	each 39.95
LGB168	1940-53 Red lens, chrome housing, right.....	each 43.95


LGB164



LGB169




LGB168



LITERATURE

...visit our website for **SPECIAL savings!**



SHOP MANUALS

Exact reprints of the original factory shop manuals in full size. A must if you are restoring or just driving your truck. One of our best selling items.

• Chevrolet

Part No.	Description		
LI113	1934	each	25.50
LI101	1935-Early 36	each	25.50
LI102	1937	each	25.50
LI133	1938	each	25.50
LI134	1939	each	25.50
LI135	1940	each	25.50
LI136	1941	each	25.50
LI103	1942-46	each	25.50

• GMC

Part No.	Description		
LI194	1936-38	each	39.50

ACCESSORY LISTINGS

These are a great help to identify NOS accessory parts for your year and model at swap meets. These numbers are not listed in most other books and cover all passenger cars and trucks models. Chevrolet only, but similar to GMC.

Part No.	Description		
LI518	1937	each	2.50
LI519	1938	each	2.50
LI501	1939	each	2.50
LI502	1940	each	2.50
LI503	1941	each	2.50
LI517	1942	each	2.50
LI508	1946	each	2.50

OWNER'S MANUALS

Exactly as original. Explains operations, controls, maintenance, tire pressure, weights, load capacities, etc. Every truck had one of these in the glovebox when new. An item to always have with your truck.

• Chevrolet

Part No.	Description		
LI434	1934	each	9.00
LI435	1936	each	9.00
LI436	1937	each	9.00
LI437	1938	each	9.00
LI438	1939	each	9.00
LI439	1940	each	9.00
LI440	1941	each	9.00
LI441	1942	each	9.00
LI442	1946	each	9.00





LITERATURE

...visit our website for **SPECIAL savings!**

OWNER'S MANUALS (continued)

• GMC

Part No.	Description		
LI413	1941	each	9.00
LI414	1942	each	9.00
LI415	1944-46	each	9.00

SALES BROCHURES

Exact reprint of dealer's advertising foldout. Mailed to potential customers during those years.

Part No.	Description		
LIB34	1934	each	12.95
LIB36	1936	each	13.95
LIB37	1937	each	10.95
LIB38	1938	each	12.95
LIB39	1939	each	12.95
LIB40	1940	each	10.95
LIB41	1941	each	17.95
LIB42	1942	each	9.95
LIB46	1946	each	10.95
LIB46P	1946 Panel	each	10.95

SALESMAN'S TRUCK DATA BOOKS

• 1937

A reprint of the annual book assigned to Chevrolet truck sales people. Just the size for the salesman's large coat pocket. Gives pictures, options, and detailed technical data. Great for 1937-38 truck owners. 205 pages.

Part No.	Description		
LI189	1937-38 Chevrolet	each	34.00

• 1941

Excellent reprint of the book assigned to Chevrolet truck sales people. Gives pictures, options, and detailed technical data. An exact copy for the 1941 Chevrolet truck. A quality ring bound book. Great for 1940-46 truck owners. 295 pages.

Part No.	Description		
LI150	1941 Chevrolet	each	34.50

CATALOG, CHEVROLET MASTER PARTS

This large reference book is a must for the perfectionist. It is an excellent guide for restorers of Chevrolets. Shows factory part numbers, parts interchange, diagrams, original prices, etc, of the parts still available on the original date of printing. **Note:** Master Parts Catalogs were originally printed about every six months.


Part No.	Description		
LI182	1929-42 (Originally issued March 2, 1942)	each	49.00
LI120	1929-50 (Originally issued April 1, 1950)	each	49.50

MANUALS, MISCELLANEOUS

• GMC Illustrated Parts Book


Excellent breakdown of the mechanical components of the 1/2 ton through 1-1/2 ton trucks. 200 pages.

Part No.	Description		
LI193	1936-38 GMC	each	36.90



LITERATURE

...visit our website for **SPECIAL savings!**



MANUALS, MISCELLANEOUS (continued)

• Bed Assembly Pamphlet

Manual giving details on assembling a GM factory stepside pickup bed from the ground up. Detail descriptions, trivia, and sketches for the perfectionist.

Part No.	Description	
LIP123	GM Factory Stepside	each 3.95

• Paint Sheets

Lists the names and years of the various colors which were available from 1936 to 1966. No chips.

Part No.	Description	
LI124	1936-66 Chevrolet	each .15
LI142	1938-66 GMC	each .15

• Pin Stripping Blueprint

An exact large copy of a Chevrolet engineering blueprint from 1937. Shows proper location and sizes of pin stripes on hood and body. For the perfectionist. Also appropriate for 1938.

Part No.	Description	
LI190	1937-38 Chevrolet	each 2.85



• Pin Stripping Sheet

Gives pin stripping details on trucks between 1939-55 1st. Sketches and technical data for the perfectionist. Included in PT603 pin stripe kits.

Part No.	Description	
LI158	Pin Stripping Sheet	each 1.25



• Rear Axle Overhaul Manual 1/2 Ton


A General Motors reprint detailing the rebuilding of a closed driveshaft differential assembly.

Part No.	Description	
LI160	1941-54 1/2 Ton	each 7.75

• Mechanic's Study Guide Booklet

Available in the mid 1940's to Chevrolet mechanics. These 69 pages helped in preparing for the GM shop test. Hundreds of specialized questions with answers.

Part No.	Description	
LI161	Chevrolet	each 6.50



• How To Restore Your Truck

Probably the "best" restoration book on the restoration of early Chevrolet and GMC pickups. Don't let the non-original paint colors on the cover fool you. Author, Tom Brownell, is one of our leading experts on GM restoration. He has a great ability to perfectly express his knowledge in this 225 page book with full color pictures and easy to read text. Twenty specialized chapters cover such important topics such as front end overhaul, correct interior restoration, wiring, transmission and driveline overhaul, bed restoration, chrome plating, sheet metal repair, etc. Even if you have another person restore your GM pickup, you need this knowledge to better communicate with your builder!

Part No.	Description	
LI581	1934-1972 GM	each 29.95



LITERATURE

...visit our website for **SPECIAL savings!**

MANUALS, MISCELLANEOUS (continued)

• "The Official 12 Volt Conversion Guide"

A step by step, 20 page guide to everything you need to know about changing a 6 volt electrical system to 12 volts.

Part No. Description

LIP612each 10.00

• Casting Number Guide

A Chevrolet booklet which allows you to identify cast iron mechanical parts by their permanent built-in numbers. 12 pages.

Part No. Description

LI187 1929-42.....each 3.00

• Chevrolet Newspaper

A full size newspaper featuring the 1941 Chevrolet truck. White paper stock and black ink. Given out by Chevrolet dealerships in 1941 to show the retail customers pictures and data on this new model. Very informative!. Shipped in protective tube.

Part No. Description

LI145 Chevroleteach 9.50

• Booklet of GM Truck Illustrations

We have available a collection of professional line illustrations of General Motors Trucks, between 1929-1972 by artist Bryant J. Stewart. The booklet includes thirteen pages of individual line drawings in print form on heavy paper and ring bound. It is a great addition for the GM Truck enthusiast. Bryant's works are shown on various pages throughout this catalog.

Part No. Description

LI531 Pen and ink drawingseach 27.50

• Service Bulletins


We now stock "exact" copies of the original monthly Chevrolet Service Bulletins that were issued to all dealers. These pamphlets discuss problem areas on new trucks and cars that may need attention by the dealership. Very informative! These are priced much less than most rare shop-worn originals. Sold in calendar years only. (Remember, the last months of each year often feature many of the next year's vehicles.) Due to World War II, the 1942-45 bulletins are short years and are sold together.

Part No. Description

LI546	1934.....	each	16.00
LI547	1935.....	each	16.00
LI548	1936.....	each	16.00
LI549	1937.....	each	16.00
LI550	1938.....	each	16.00
LI551	1939.....	each	16.00
LI552	1940.....	each	16.00
LI553	1941.....	each	16.00
LI554	1942-45.....	each	16.00
LI555	1946.....	each	16.00

LITERATURE

...visit our website for **SPECIAL savings!**




MANUALS, MISCELLANEOUS (continued)

• Chevrolet and GMC - How To Paint Your Car

Author Pat Ganahl unveils dozens of secrets that will help anyone paint their own car. From simple jobs to full-on, door jams and everything paint jobs. Ganahl covers everything you need to know to get a great looking coat of paint on your car.

Part No. Description

LI202	128 page color 8 1/2" x 11"	each	26.95
-------	-----------------------------------	------	-------




• Rebuilding The Small Block Chevy

One of the best books on rebuilding the 265, 283, 327, and 350 small block V-8. Includes 650 photos to make your rebuilding a success.

Shows performance upgrades, engine removal and installation, how to avoid costly mistakes, tips from master mechanics, selecting the correct parts, and getting quality machine work. A must if you will be restoring a small block Chevy. The detailed 150 pages will simplify your job and make communication with your mechanic much easier.

Part No. Description

LI574	each	24.95
-------	-------	------	-------




• Casting Number Guide, Six Cylinder

Finally, we have found a listing of the GM casting numbers for six cylinders from 1929-89. This 126 page, pocket-size booklet lists the numbers on blocks, heads, intakes, exhausts, and water pumps. No more guessing at swap meets or salvage yards! Positively identify the six cylinder and parts. A must for the perfectionist.

Part No. Description

LI181	1929-89.....	each	15.00
-------	--------------	------	-------



• Automotive Wiring and Electrical Systems

This book solves the mysteries of automotive electrics and electronic systems. The basics of electrical principles, including voltage, amperage, resistance, and Ohm's Law, are revealed in clear and concise detail, so the enthusiast understands what these mean in the construction and repair of automotive electrical circuits. All the tools and the proper equipment required for automotive electrical tasks are covered. 8 1/2 x 11", 144 Pages, 380 color photos.

Part No. Description

LI575	each	26.95
-------	-------	------	-------




• Chevrolet and GMC Speed Manual

A reprint of Bill Fisher's "California Bill" original edition of the 1954 speed manual. Details how the GM inline six was built for performance in the 1950's. Covers Chevrolet 216 and 235 plus GMC 228, 248, 270, and 302 engines. This is how they did it 40 years ago!

Part No. Description

LI200	each	15.95
-------	-------	------	-------



• Modern Gasoline & Oil Official Guide

In this 60 page book author and early vehicle expert Randy Rundle explains how the changes to modern gasoline and engine oil have affected early vehicles, and what you need to do to protect your truck or car from these changes. A must have book for all pre-1980 vehicle owners.

Part No. Description

LI584	For pre-1980 Vehicles.....	each	13.95
-------	----------------------------	------	-------

...visit our website for **SPECIAL savings!**

When you are in need of mechanical parts for your 1934-46 Chevrolet/GMC think of us. We are one of the country's leaders in providing parts that keep your "special truck" on the road. This mechanical section is the largest section in our catalog. From engine to differential we can help you.

BRAKE PARTS

• Master Cylinders

New, not re-manufactured. No core charge.

Part No.	Description	
ME1422	1936-46 1/2 ton, 3 speed trucks. (1" bore) Mounts to truck vertically. Has plugged threaded hole for a stop light switch.	each 149.00
ME164	1938-47 Early Chevrolet and most GMC's. 3/4, 1, 1-1/2, and 2 ton (1-1/4" bore) Mounts to truck horizontally.	each 145.00

• Master Cylinder Repair Kits

Part No.	Description	
ME169	1936-50 1/2 ton (1" bore).....	kit 24.75
ME319	1937-52 3/4 ton, 1938-52 1 ton, 1936-59 1-1/2 ton, and 1947-59 2 ton (1-1/4" bore).....	kit 35.50

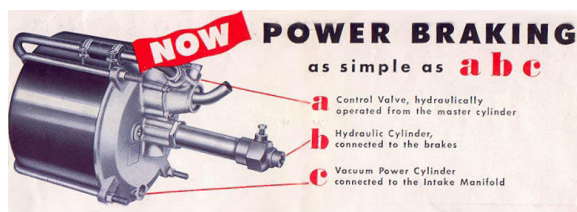
• Master Cylinder Filler Caps and Boot


Part No.	Description	
ME474	1937-46 1-5/8" thread diameter	each 7.75
ME178	1947-59 1-1/4" thread diameter	each 9.50
ME103	1936-59 Rubber boot.....	each 4.95

• Hydrovac Power Brake Unit, Rebuilt

We can rebuild most hydrovacs for the 1 and 1 1/2 ton 1946 and older trucks frame mounted. **Exchange only. (Please keep your brackets and fittings.)** Totally cleaned, rebuilt, and painted. As used on larger GM trucks (frame mounted)

Part No.	Description	
REME121	Overall length 15" inches	each 325.00
REME122	Overall length 13" inches	each 325.00
REME123	Overall length 10" inches	each 325.00
ME122	Core charge for REME121 and REME122 hydrovac cores only	core 270.00






BRAKE PARTS (continued)

• **Wheel Cylinders, New - Front**

Part No.	Description	
ME130	1936-50 1/2 ton, 1937-52 3/4 ton, 1937-42 1 ton, 1936-50 1-1/2 ton, and 1946-50 2 ton, (1-1/4" diameter) left or right.....	each 49.75
ME131	1946-52 1 ton, (1-3/8" diameter) left or right.....	each 49.75



• **Wheel Cylinders, New - Rear**

Part No.	Description	
ME322	1936-50 1/2 ton, and 1936-45 3/4 ton with 11 inch brakes (1-3/16" diameter) left or right.....	each 49.50
ME131	1937-45 3/4 ton with 14 inch brakes, and 1946-52 3/4 ton all (1-3/8" diameter) left or right.....	each 49.50
MEW326	1936-50 1 1/2 and 2 ton, (1-1/2" diameter) left or right.....	each 89.95
ME773	1946-52 1 ton (1-3/8" diameter) left or right.....	each 79.95



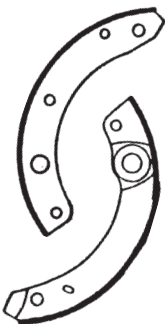
• **Wheel Cylinder Repair Kits**

Part No.	Description	
ME134	1936-50 1/2 ton and 1936-52 3/4, 1, 1-1/2 and 2 ton "front" (1-1/4" bore).....	kit 18.95
ME335	1936-50 1/2 ton, 1936-43 3/4 ton with 11" brakes rear (1-3/16" bore).....	kit 18.95
ME338	1937-45 3/4 ton with 14" brakes, 1946-52 3/4 and 1 ton rear, and 1946-52 1 ton front (1-3/8" bore)	kit 15.00
ME935	1936-50 1-1/2 and 2 ton rear (1-1/2" bore).....	kit 15.00



• **Wheel Cylinder Bleeder Screws**

Part No.	Description	
ME135	Steel, as original	each 2.50
ME339	Stainless steel, will never rust.....	each 4.95



• **Brake Shoes with New Linings**

We stock a complete line of the older style Hucks brake shoes as used on 1936-50 1/2 ton and 1936-52 larger trucks as well as the later Bendix style shoes. If you have a larger truck measure the shoes to be sure of the correct size you need. Measurements below relate to width and length of shoe facing.

Part No.	Description	
ME138	1936-50 1-3/4" x 11" Used on 1/2 ton front or rear plus 1936-52 3/4 ton fronts (No core charge).....	set 47.00
ME1431	2" x 12" 1946-52 3/4 ton rear and 1946-52 1 ton front, Must have core!.....	set 84.75
ME513	2" x 14" 1946-52 1 ton rear and 1946-52 1 1/2 ton front , Must have core!	set 96.50
MEB514	2-1/2" x 14" Larger trucks, Must have core!.....	set 99.75
MEB515	3" x 16" Larger trucks, Must have core!	set 99.75

...visit our website for **SPECIAL savings!**

BRAKE PARTS (continued)

• Brake Shoe, High Efficiency

We have recently found a supplier of bonded brake shoe linings for 1936-50 1/2 ton with a much higher "coefficient of friction". Rated FF. Used on large modern trucks, racing vehicles, fork lifts, etc with better stopping ability. Best on the front axle where more braking is needed.




Part No.	Description	
ME138FF	1936-50 1/2 Ton	set 70.50
ME299	Core charge for ME138FF	core 25.00



• Brake Hardware Kit

This kit replaces all return spring, adjusting hole plug, Brake shoe retaining cone spring with "J" hook, brake shoe pin retaining warped washers small and large.

Part No.	Description	
MEB171	1936-50 1/2 ton.....	kit 59.50



• Brake Hose - Front and Rear

Trucks require two front and one rear hose.

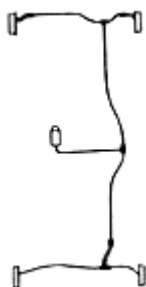
Part No.	Description	
ME136	1936-46 All.....	each 17.50



• Brake Hose Securing Clip, Zinc Plated

Part No.	Description	
MEB100	All years	each .95

Front



Rear

• Brake Lines, Correct 1/4" Diameter

Formed and flared with fittings. Currently only 1/2 ton applications.

Part No.	Description	
MEE215	1936 Chevrolet and GMC 1/2 ton short bed, OE steel, 6 piece set.....	set 170.00
MEE213	1936 Chevrolet and GMC 1/2 ton short bed, stainless, 6 piece set	set 195.00
MEE214	1937-40 Chevrolet and GMC 1/2 ton short bed, OE steel, 7 piece set.....	set 160.00
MEE216	1937-40 Chevrolet and GMC 1/2 ton short bed, stainless, 7 piece set	set 185.00
MEE226	1941-46 Chevrolet and GMC 1/2 ton short bed, OE steel, 7 piece set.....	set 160.00
MEE225	1941-46 Chevrolet and GMC 1/2 ton short bed, stainless, 7 piece set	set 185.00

Brake Division Blocks

We now stock the more in demand brass blocks used on your early GM truck brake system. These are usually found where metal brake lines changed diameters or connected to rear wheel cylinder.



• Brake Line Division Blocks

Attaches to right rear axle housing where rubber brake hose meets two metal lines.

Part No.	Description	
MEE249	1936-50 All and 1951-65 3/4 thru 2 ton	each 19.95

MEE246



• Rear Wheel Cylinder Block

Fits between rear wheel cylinder and axle brake line. Two per truck. Use your original securing hollow bolt (or MEE244) that transfers brake fluid from line to wheel cylinder.

Part No.	Description	
MEE246	1936-50 All and 1951-55 3/4 thru 2 ton	each 18.00
MEE244	1936-1950 Block Attaching Bolt and copper washers, Rear....	each 4.95

MEE244



MECHANICAL

...visit our website for **SPECIAL** savings!



	BRAKE PARTS (continued) • Brake Shoe Return Springs For original "Hucks" type brakes. Part No. Description ME146 1936-50 1/2 ton front or rear and 1937-52 3/4 ton front (9/16"x 6") zinc plated.....each 2.95 ME148 1936-52 front and rear (5/8"x 7 9/16")each 11.50 MEB147 1936-52 front and rear (5/8"x 7")each 15.00
	• Brake Shoe Pin Retaining Warped Washers Part No. Description MEB324 1936-50 Small 1/2" dia.....each 1.75 MEB325 1936-50 Large 15/16" dia.each 1.95
	• Brake Shoe Retaining Cone Springs Part No. Description ME340 1936-48 With retaining "J" hooks (per wheel).....set 5.00
MEB146 ME145 	• Brake Adjustment Hole Plugs Fits in small rectangular holes in backing plate. Part No. Description MEB146 Metal snap in type, exact as GM made them.each 1.50 ME145 Rubber push-in typeeach .50
	• Park Brake Cables Part No. Description ME286 1937-46 1/2 ton short bed (metal wrapped as original)each 80.00 MEB287 1937-46 1/2 ton short bed (vinyl cover replacement)each 62.50 MEB285 1937-45 3/4 ton (6 bolt wheels) 11" brakes (metal wrapped as original)each 64.50 MEB284 1937-45 3/4 ton (6 bolt wheels) 14" brakes (metal wrapped as original)each 64.50 MEB286 1946 3/4 ton (8 bolt wheels) (metal wrapped as original)each 64.50
	• Park Brake Cable Pulley Part No. Description MEB288 1934-46 (3" diameter with bolt).....each 7.95
	• Park Brake Cable Boot Part No. Description ME159 1936-59.....pair 3.75
	• Park Brake Cable to Backing Plate Felt Gaskets Part No. Description ME161 1937-55 1st.....pair 4.75
	• Park Brake Cable Clip Part No. Description ME168 1936-50 1/2 ton and 1947-52 3/4, and 1 ton. Fits on rear of cableeach 7.95
	• Park Brake Lever Squeeze Handle Spring Part No. Description ME436 1929-59 All models with vertical hand lever.....each 4.95

...visit our website for **SPECIAL savings!**



BRAKE PARTS (continued)

• Brake Drums

Part No. Description

MEB125	1936-50 Front 1/2 ton and 1936-45 3/4 ton (includes 6 studs)each	119.95
MEB130	1936-50 Rear 1/2 ton, 1937-45 3/4 ton (without studs 6 studs) ..each	95.00
MEB126	1946-52 Rear 3/4 ton (8 lug wheels)each	149.00



• Wheel Bearings with Race - Front

Part No. Description

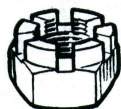
ME171	1929-59 1/2 ton outer.....each	39.75
ME390	1936-52 3/4, 1, and 1-1/2 ton inner.....each	125.00
ME391	1936-52 3/4, 1, and 1-1/2 ton outereach	51.80
ME170	1941-59 1/2 ton inner.....each	59.50
MEB992	1946-Mid 49 2 ton inner (1 9/16" inside diameter).....each	145.00



• Wheel Bearings with Race - Rear

Part No. Description

ME172	1933-62 1/2 ton and 1936-39 3/4 ton outer.....each	55.50
MEB994	1936-57 1-1/2 ton outer, single speed axle.....each	62.00
MEB995	1936-57 1-1/2 ton inner, single speed axleeach	82.00
ME392	1946-72 3/4 and 1 ton outer.....each	47.75
ME435	1946-72 3/4 and 1 ton inner.....each	47.50



• Spindle Castellated Nut

Threads on spindle and secures wheel bearings. Allows use of required cotter pin.

Part No. Description

ME504	1941-72 1/2 ton 3/4" x 20 threadseach	2.95
-------	---	------



• Wheel Seals - Front

Part No. Description

ME147	1929-40 1/2 ton.....each	22.50
ME309	1935-59 3/4, 1, and 1-1/2 ton.....each	17.95
ME343	1941-59 1/2 ton.....each	15.95
ME798	1940-Early 49 2 ton.....each	18.50



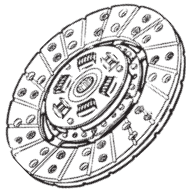
• Wheel Seals - Rear

Part No. Description

ME149	1933-62 1/2 ton and 1933-45 3/4 and 1 ton, (o.d. 2 3/4")each	27.75
ME304	1946-72 3/4 and 1 ton, (o.d. 3 15/16")each	10.75
ME677	1936-59 1-1/2 ton and 1936-53 2 ton,each	29.50

MECHANICAL

...visit our website for **SPECIAL** savings!



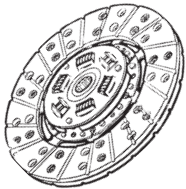
CLUTCH AND TRANSMISSION

• Clutch Disc - New Replacement

No core charge.

Part No. Description

MEE256	1938-53 1/2 ton, 9" normally with 3-speeds	each	59.00
MEE257	1938-53 1/2 ton, 10 3/4" normally with 4-speeds	each	69.00

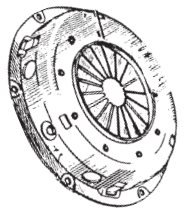


• Clutch Disc - Rebuilt General Motors Original

Plus core charge.

Part No. Description

ME104	1938-53 1/2 ton, 9" normally with 3-speeds	each	49.50
ME405	1938-53 1/2, 3/4, 1, 1-1/2, and 2 ton, 10-3/4" normally with 4-speeds (for 9 bolt pressure plate)	each	69.50
ME106	Core charge for ME104	core	20.00
MEC366	Core charge ME405.....	core	65.00



• Clutch Pressure Plates - Rebuilt

Diaphragm type. Plus core charge.

Part No. Description

ME109	1938-53 1/2 ton, 9" normally with 3-speeds.....	each	94.50
ME407	1938-53 1/2, 3/4, 1, 1-1/2, and 2 ton, 10-3/4" normally with 4-speeds (9 bolts holding it to flywheel)	each	89.00
ME111	Core charge for ME109	core	25.00
MEC365	Core charge for ME407	core	65.00



• Clutch Release Bearing with Housing

For diaphragm pressure plate.

Part No. Description

ME113	1938-72 Throwout bearing for 6 cylinder. (1-7/8" long)	each	33.80
-------	---	------	-------



• Clutch Alignment Tool

Part No. Description

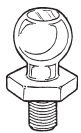
MEE242	10 spline	each	6.95
--------	-----------------	------	------



• Clutch Pedal Pull-Back Spring

Part No. Description

ME112	1932-40.....	each	6.95
-------	--------------	------	------



• Clutch Release Fork Ball

Threads into bellhousing as original.

Part No. Description

ME518	1938-59 Six cylinder, 7/16" x 20" male thread	each	12.50
-------	---	------	-------



• Clutch Release Fork Ball Retaining Spring Clip

Part No. Description

ME458	1938-72 Fits in clutch release fork.....	each	3.95
-------	--	------	------

CLUTCH AND TRANSMISSION (continued)

• Clutch Pedal Floorboard Bumper

Just like GM made them. Your two fasteners secures perfectly to the holes in your toeboard.

Part No. Description

ME761 1937-46 Floor board bushings.....each 8.75



• Clutch Pilot Shaft Bushings and Bearings

Presses into back of crankshaft.

Part No. Description

ME479 1940-72 Chevrolet, bushing, six cylinder and V-8each 4.75

ME717 1931-39 Chevrolet and
1939-59 GMC, bearingeach 41.50



• Clutch and Brake Pedal Shaft Bushings

Part No. Description

ME114 1929-46.....pair 13.50

• Transmission Overhaul Gasket Set

Part No. Description

ME118 1938-54 3-speed.....set 15.50

MEE121 1939-47 4-speed.....set 20.00



• Transmission Shift Repair Insert and Compression Spring

Removes wear from original tower for a tighter shift. Brass.

Part No. Description

MET136 1937-47 3-speed floor shift.....each 19.95



• 4 Speed Lever Reverse Spring

Fits by the shift knob and allows transmission to be put in reverse by driver's finger.

Part No. Description

MET137 1934-46 4-speed.....each 18.95



• Transmission Bearings

Part No. Description

ME303 1932-36 3-speed, front input shaft bearing.....each 39.55

ME301 1938-67 3-speed, front main input shaft bearingeach 52.50

ME302 1937-54 3-speed, rear main shaft bearing.....each 47.50



• Transmission Countershaft, 7-1/8" Long

Part No. Description

MET108 1937-47 used only with bushingseach 35.00

MET100 1948-59 used only with needle bearingseach 46.75

• Transmission Flywheel Cover, Fiberglass

Part No. Description

MEE418 1937-59 6 cylindereach 42.95

• Transmission Flywheel Ring Gear

Part No. Description

MEE494 1935-36 6 volt, 133 Teetheach 75.00



MEE495 1937-54 6 volt, 139 Teetheach 44.95

MEE496 1955-69 12 volt, 168 Teetheach 29.00

MECHANICAL

...visit our website for **SPECIAL savings!**




	• Transmission Needle Bearings, 3-Speed		
	Part No.	Description	
	ME729	1940-54 Between cluster gear and countershaft, set	12.75
	ME741	1937-62 Between input shaft and front of main shaft set	11.75
	• Transmission Main Shaft Pilot Bearing		
	Fit between front drive gear shaft and main shaft inside transmission.		
	Part No.	Description	
	MET109	1931-47 4 speed.....each	24.50
	• Transmission Small Parts Kit		
	Includes needle bearings, thrust washers, snap rings, etc.		
	Part No.	Description	
	MET150	1940-54 3-speed only. kit	43.75
	• Transmission Front Bearing Retainer		
	Part No.	Description	
	MET110	1946-47 4 Speed (casting #591605)each	45.50
	MET111	1938-46 4 Speed (casting #591327)each	45.50
	COOLING SYSTEM		
	• Radiator		
	Now available! A complete new radiator, not re-cored. For the original six cylinder Chevrolet pickup. Correct 3 tube row brass construction as was provided by GM for proper cooling.		
	Part No.	Description	
	MER810	1941-46 1/2 and 3/4 ton 3 core.....each	525.00
	• Radiator Support Core Mount Pads		
	Part No.	Description	
	ME731	1940-46 Chevrolet and GMC (fits at sides)pair	1.70
	• Radiator Caps		
	Part No.	Description	
	MEE100	1934-36 Radiator cap Seahorse mascot, Chevrolet.....each	179.00
	ME270	1937-46 Non-pressure typeeach	9.50
	ME196	1937-46 4 pound rating (for pressure system only)each	10.95
	• Radiator Hose Clamps		
	Original flat type very close to those used by GM.		
	Part No.	Description	
	ME197	1937-55 1st 216 engine, upper.....each	2.50
	ME1981	1937-53 216 engine, lowereach	4.50
	• Radiator Hose		
	New black reinforced rubber to perfectly fit your truck.		
	Part No.	Description	
	ME2811	1934-36 Straight upper hoseeach	8.95
	ME2812	1937-46 Straight upper hoseeach	8.95
	ME465	1937-46 One metal angle with pair of straight rubber hoses plus four clamps. Lower hose set	35.00
	• Radiator Overflow Tank		
	Part No.	Description	
	MER815	1937-1955 GM Accessory. Attaches to firewall.....each	125.00
	• Thermostat		
	Part No.	Description	
	MEE490	1937-66 180 degreeeach	8.95

...visit our website for **SPECIAL savings!**



• **Radiator Petcock**

Part No.	Description	
ME7401	With brass 1/8" pipe thread	each 5.00
ME740	With brass 1/4" pipe thread	each 4.75



• **Temperature Gauge Reduction Bushing**

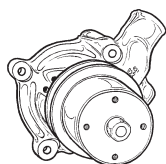
For reducing size of hole in head when placing a 1955 and newer 235 engine in a 1954 and older truck. Accepts mechanical heat tube from dash gauge.

Part No.	Description	
ME275	1955 and newer engine. Chevrolet only	each 6.50

• **Water Pumps - New**

No core charge.

Part No.	Description	
ME280	1941-52 Chevrolet with 5/8" groove pulley	each 120.00



• **Water Pump with Short Shaft**

Used when installing a 1955-62 235 engine in a 1937-55 Chevrolet truck. Eliminates the need to move the radiator forward. Includes proper narrow pulley with 3/8" groove. (Over a thousand sold! They work great.)

Part No.	Description	
REME205	1937-55 1st Chevrolet (no core charge) 4" diameter	each 130.00

If you prefer the pulley to be 7 1/4" diameter, to slow fan RPM as GM used, we have the complete assembly. Recommended especially for the low ratio differential on large trucks with the later 235 installed.

Part No.	Description	
MEE391	each 149.95



• **Water Pump Adapter Plate**

When placing a 1955-62 Chevrolet in-line six cylinder in a 1954 and older truck some do not want a modified short shaft low position water pump. If you prefer the high position 216 water pump in the stock location, this adapter plate is for you.

Note: Requires drilling two 5/16" diameter holes in front engine block 3/4" deep and then tap new threads.

Part No.	Description	
MEE390	Adapter plate	each 47.00

• **Water Pump Graphite Packing**

Stops leaks around shaft of these early pumps.

Part No.	Description	
ME830	1926-36 Chevrolet	set 6.00



• **Fan - Correct 15" Overall Length**

Part No.	Description	
MEE243	Fits 216 Engine. This unit also required on REME205 short shaft water pump	each 29.00



• **Fan Belts**

Part No.	Description	
ME208	1937-52 Chevrolet. For 5/8" groove pulley	each 14.95
MEE241	1939-59 GMC. For 3/8" groove pulley	each 19.75
MEE240	1939-59 GMC. For 5/8" groove pulley	each 22.75
ME875	1937-55 Chevrolet. For short shaft water pump REME205....	each 15.50



	DRIVE SHAFT AND DIFFERENTIAL PARTS		
	• Carrier Bearings and Cushion		
	Part No.	Description	
	ME397B	1940-56 1/2 ton, inner axle carrier bearing.....each	47.50
	ME397R	1940-56 1/2 ton, inner axle carrier bearing race.....each	19.50
	MEB272	1946-72 3/4 and 1 ton, inner axle carrier bearing and race.....each ME399 1946-53 3/4 ton, drive shaft carrier bearingeach ME467 1941-53 3/4 ton, drive shaft carrier bearing rubber cushioneach	57.00 39.50 11.50
	• Pinion Seal for Differential Housing		
	Part No.	Description	
	ME728	1941-45 3/4, 1, and 1-1/2 toneach	13.00
ME427	1946-65 3/4, 1, and 1-1/2 toneach	18.95	
	• Pinion Bearing and Race		
	Part No.	Description	
	MEP394	1930-39 1/2 ton, front pinion bearing (double roller)each	79.50
	ME395	1940-54 1/2 ton, front pinion (double roller).....each	125.00
	ME396	1936-54 1/2 ton, rear pinion.....each	59.50
MEP397	1946-72 3/4 and 1 ton, front pinion assembly consists of a pair of bearings and matching raceset	225.00	
	• Differential Housing Cover Bolt Washers		
	Special copper coated crush washers used under bolt heads that secure inspection plate. These were used by GM to prevent leakage of differential grease.		
	Part No.	Description	
MEE550	1/2 ton (copper coated).....each	1.25	
	• Differential Housing Cover Gaskets		
	Part No.	Description	
ME292	1933-62 1/2 ton (For 10 bolt covers)each	8.50	
ME549	1946-72 3/4 and 1 ton.....each	10.50	



DRIVE SHAFT AND DIFFERENTIAL PARTS (continued)

• Universal Joint Repair Kit

Connects the front and rear yolk on closed drive shaft systems.

Part No. Description

ME453 1940-54 1/2 ton only, 3 and 4-speedeach 43.50



• Universal Joint Lock Clip

Replaces the bolt head retaining "bend over" clip between the 2 yolks.

Part No. Description

ME690 1940-54 1/2 ton only, 3 and 4-speed
(included in ME453)each 2.95



• Universal Joint Lock Clip Bolt


Part No. Description

MES104 1940-54 1/2 ton (hardend steel) Made in USA!each 3.20

• Universal Joint Housing and Bell Gasket Sets

Part No. Description

ME124 1935-54 1/2 ton, short bed.....set 17.50
ME820 1937-54 GMC only. 1/2 ton, long bedset 34.50




• Drive Shaft Bushing and Seal Assemblies

Stop drive shaft and U-joint whip which causes leaking transmission grease into the differential. No need to remove drive shaft or tear down differential. Just drive in this new assembly after removing the old front bushing and seal. Instructions included. Invented in the 1960's to save repair time.

Part No. Description

ME125 1940-50 1/2 ton (Not long bed GMC)each 83.50
ME127 Bushing removal tooleach 53.00

NOTE: We give a 50% refund with a gift certificate towards parts on ME127 if there is no damage to the part!

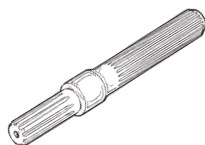


• Drive Shaft Torque Tube Seal Only

Fits in end of short tube extension beside front drive shaft bushing.

Part No. Description

ME126 1940-50 1/2 ton (included in ME125).....each 15.50
ME468 1937-54 3/4 and 1 ton.....each 14.95



• Drive Shaft Extension, GMC Only

Finally an exact heat treated replacement of the approximate 8 inch drive shaft used on the GMC long bed 1/2 ton. Limited production. Hand made in USA!

Part No. Description

ME470 1937-54 GMC 1/2 ton long bedeach 295.00

• Drive Shaft Extension Bearing


Used with ME470.

Part No. Description

ME470B 1937-54 GMC 1/2 ton long bedeach 54.95

MECHANICAL

...visit our website for **SPECIAL** savings!



ENGINE ELECTRICAL

• Starters - Rebuilt

Ready to install. Plus core charge.

Part No. Description

REME742	1934-36 6 volt	each	195.00
REME743	1937 6 volt	each	195.00
REME425	1938-55 1st 6 volt. With foot switch on top	each	175.00
REME428	1938-55 1st 6 volt. Solenoid style from car	each	175.00
ME535	Core charge for REME742 and REME743	core	75.00
ME536	Core charge for REME425 and REME428	core	50.00

NOTE: REME428 is used if you wish to start your truck from a push button and not use original floor start button.



• Starter Drive

Part No. Description

ME763	1938-55 1st For 6 volt starter	each	25.00
-------	--------------------------------------	------	-------



• Starter Drive Spring

Part No. Description


ME911	1934-37	each	18.95
-------	---------------	------	-------



• Starter Pedal Return Spring and Clip

Part No. Description

ME401	1938-59 six cylinder	each	6.95
-------	----------------------------	------	------



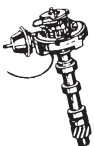
• Generators - Rebuilt Chevrolet

Ready to install. Plus core charge.

Part No. Description

REME733	1929-39 6 volt. When original type cutout is used on top of generator. Limited availability. Usually need your core	each	160.00
REME4497	1940-52 6 volt. 7" with 5/8" groove pulley	each	125.00
REME4498	1940-52 6 volt. 8" with 5/8" groove pulley	each	125.00
USME536	Core charge for REME4497 and REME4498	core	35.00
USME537	Core charge for REME733	core	65.00


NOTE: If used on a GMC engine, keep this pulley to put on your rebuilt generator!



• Distributors - Rebuilt

Part No. Description

REME227C	1937-53 Chevrolet and 1939-53 GMC	each	125.00
REME226C	1954-62 Chevrolet and 1954-59 GMC	each	115.00
ME268	Core charge for above distributors	core	30.00



• Distributor Vacuum Advance

Quality zinc plated surface. **Note:** Will also fit 1937-38 Chevy.

Part No. Description

ME253	1939-62 Chevrolet and 1939-59 Inline six cylinder	each	39.95
-------	---	------	-------

ENGINE ELECTRICAL (continued)

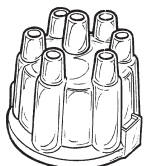
• Spark Plugs



Part No. Description

ME452	1937-40 Chevrolet and 1939-59 GMC, 13mm size	each	4.95
ME451	1941-48 Chevrolet, 10mm size	each	4.95

• Distributor Cap



Part No. Description

ME293	1933-53 Chevrolet 216 engine and 1939-59 GMC (2" tall)	each	17.50
-------	---	------	-------

• Distributor Point Sets



Part No. Description


ME384	1933-53 Chevrolet and 1939-59 GMC (2 1/8" long)	each	15.75
ME385	1954-62 Chevrolet (1 3/4" long)	each	14.95

• Distributor Rotor

Part No. Description

ME381	1933-53 Chevrolet and 1939-59 GMC	each	7.50
-------	--	------	------

• Distributor Condensers



Part No. Description

ME387	1933-62 Chevrolet	each	7.50
ME389	1939-59 GMC	each	9.95

ENGINE COMPONENTS

• Engine Hand Crank



Originally an option. Used when hand starting engine if battery is low.

Part No. Description

MEE506	1932-52 Pickup and big truck	each	75.00
--------	------------------------------------	------	-------

• Motor Mount Kit - Front

For six cylinder engines, includes steel housing and cover, rubber mount, bolts, and etc..

Part No. Description

ME534	1937-55 1st	each	59.95
-------	-------------------	------	-------



MECHANICAL

...visit our website for **SPECIAL savings!**



ENGINE COMPONENTS (continued)

• Motor Mount Shield

The sheet metal cover that protects the front rubber mount from oil. An item that is usually missing.

Part No.	Description	
ME533	1932-55 1st Chevrolet and 1939-59 GMC six cylinders.....	each 10.75



• Motor Mount - Front

For six cylinder engines, fits in your original steel housing.

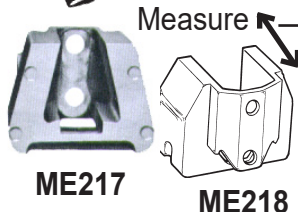
Part No.	Description	
ME216	1932-55 1st and 1939-55 GMC	each 11.50



• Motor Mounts - Rear (per side)

For six cylinder engines.

Part No.	Description	
ME217	1937-47 (3": wide).....	each 22.00
ME218	1948-53 1/2 ton only, 2" wide.....	each 19.95



• Valve Cover Stud Top Seals

Part No.	Description	
ME214	1934-53 Chevrolet 216 engine and 1939-59 GMC	pair 2.75



• Valve Cover Acorn Nuts

For securing cover to head. Non-polished stainless steel. Looks original!

Part No.	Description	
ME213	1934-53 Chevrolet 216 engine and 1939-59 GMC	pair 5.00




• Engine Gasket Sets (6 Cylinder)

American made quality gaskets.

Overhaul gasket sets.

Part No.	Description	
ME475	1935-36 Chevrolet 207 engine	set 167.50
ME210C1	1937-53 Chevrolet 216 engine and 1941-49 Chevrolet 235 low pressure engine	set 99.95
ME721	1938 GMC 223 (Pontiac engine), 1/2 ton only.....	set 167.50
ME210G1	1939-59 GMC 228, 236, 248, and 270 engine	set 115.00



Valve Job Sets

Part No.	Description	
ME211C1	1937-53 Chevrolet 216 engine and 1941-49 Chevrolet 235 engine	set 57.50
ME211G1	1939-59 GMC 228, 236, 248, and 270 engine	set 67.95

Side Cover Sets

Part No.	Description	
ME365	1935-36 Chevrolet 207 engine	each 19.25
ME3651	1937-53 Chevrolet 216 engine and 1941-49 Chevrolet 235 engine	set 15.50
ME3652	1950-53 235 & 1954-1962 261 engine	each 15.50
ME366	1939-59 GMC 228, 236, 248, and 270 engine	each 15.50

...visit our website for **SPECIAL savings!**

ENGINE COMPONENTS (continued)

Timing Cover Sets

Includes gaskets and crankshaft seal!

Part No. Description

ME734	1937-53 Chevrolet 216 engine and 1941-62 Chevrolet 235 engine	set	16.95
ME7341	1939-59 GMC 228, 236, 248, and 270 engine	set	18.95

Oil Pan Sets

Part No. Description

ME771	1934-36 Chevrolet 207 engine	set	15.75
ME116C	1937-39 Chevrolet 216 engine	set	14.95
ME116C1	1940-53 Chevrolet 216 engine and 1941-55 1st Chevrolet 235 engine	set	14.95
ME116G1	1939-59 GMC 228, 236, 248, and 270 engine	set	15.50

Valve Cover Sets

Part No. Description

ME772	1935-36 Chevrolet 207 engine	set	13.75
ME212C1	1937-53 Chevrolet 216 engine and 1941-53 Chevrolet 235 engine	set	12.50
ME212G1	1939-59 GMC 228, 236, 248, and 270 engine	set	14.50

Manifold (Between Head and Manifolds)

Part No. Description

ME3673	1935-36 Chevrolet 207 engine	each	15.00
ME255C1	1937-53 Chevrolet 216 engine and 1941-49 Chevrolet 235 engine	set	14.95
ME255G1	1939-59 GMC 228, 236, 248, and 270 engine, except 1950-54 GMC 270 engine	set	15.95

Engine Intake Rings

Fits between head and manifold. (set of 3)

Part No. Description

ME236	1934-53 Chevrolet 207 and 216 engine, 1941-49 Chevrolet 235 engine, and 1939-59 GMC engine	set	7.50
ME237	1950-62 Chevrolet 235 and 1954-59 GMC 302 engine	set	7.50

Manifold (Between Intake and Exhaust)

Part No. Description

ME367	1934-53 Chevrolet 216 engine, 1941-49 Chevrolet 235 engine, 1939-59 GMC 228 and 248 engine, 1942-46 GMC 236 engine, and 1939-59 GMC 270 engine	each	4.50
-------	--	------	------

Carburetor To Manifold Gasket

Part No. Description

ME446	1934-36 Chevrolet 207 engine, 1937-53 Chevrolet 216 engine, 1939-59 GMC 228, 236, 248, and small port 270 engine	each	7.50
-------	---	------	------

MECHANICAL

...visit our website for **SPECIAL savings!**



	ENGINE COMPONENTS (continued) Thermostat Part No. Description MEE490 1937-66 180 Degree temperature (inline six cylinder).....each 8.95
	Thermostat Gaskets Part No. Description HP536 1937-62 Housing to head, rectangulareach 2.00 MEE325 1937-62 Thermostat cover to housing, round.....each 1.95
	Crankshaft Rear Seals Part No. Description ME683 1940-53 Chevrolet 216 engine, 1941-62 Chevrolet 235 engine, and 1954-62 Chevrolet 261 engine, original rope type.....set 9.65 ME6834 1940-53 Chevrolet 216 engine, 1941-62 Chevrolet 235 engine, and 1954-62 Chevrolet 261 engine, Hi-tech rope.....set 24.00 ME6832 1939-59 GMC 228, 236, 248, 270, and 302 engine, rope type .set 24.00 Note: ME6834 is a new "high tech" rope rear main seal "Graph-Tite." Like GM but better! Not found at auto parts stores.
	• Valve Stem Oil Seals Oil burning in your Chevrolet engine is often due to deteriorated valve stem seals. These seals are inexpensive and not difficult to install. Set includes umbrella and O-ring. Part No. Description ME5521 1941-72 Six cylinder, 216,235 & 250 engine (set of 12)set 7.95
	• Rocker Arm Shaft-Chevrolet Part No. Description ME241 1937-39 216 engine, two per engine (when available).....pair 60.00 ME242 1940-53 216 engine, 1941-62 235 engine, and 1954-62 261 engine, two per engineeach 39.75
	• Push Rods Solid lifter type for truck engines. Part No. Description ME243 1940-53 Chevrolet 216 engine, 10-7/16" longeach 5.50 ME2441 1954-62 Chevrolet 235 and 261 engine and 1941-59 GMC 248, 270, and 302 engine, 10-9/16" longeach 4.95
	• Lifters Mechanical. Part No. Description ME507 1940-53 Chevrolet 216 engine, 1941-55 Chevrolet 235 engine, 1939-55 GMC 228, 248 and 270 engines.....each 21.95

...visit our website for **SPECIAL** savings!



• Camshafts

Six cylinder with mechanical lifters.


Part No.	Description	
ME510	1937-53 Chevrolet 216 engine	each 149.00



• Camshaft Thrust Plates

Fits between camshaft and gear.

Part No.	Description	
ME727	1937-62 Chevrolet six cylinder	each 13.60
ME990	1939-59 GMC six cylinder	each 15.95




ENGINE COMPONENTS (continued)

• Camshaft Bushings


All with approx. 2" I.D. journals.

Part No.	Description	
ME658	1937-53 Chevrolet 216 engine, 1941-54 Chevrolet 235 engine, 1954 Chevrolet 261 engine, 1939-59 GMC 228 and 248 engine, 1939-62 GMC 270 engine, and 1952-59 GMC 302 engine	set 34.50



• Valves - Intake

Part No.	Description	
ME246	1941-53 Chevrolet 216 engine and 1941-49 Chevrolet 235 engine	each 17.50
ME247	1939-51 GMC 228 and 248 engine (1/2 dome pistons)	each 21.00



• Valves - Exhaust

Part No.	Description	
MEE125	1941-49 Chevrolet 216 and 235. (30°).....	each 17.75
ME249	1939-51 GMC 228 and 248 engine (1/2 dome pistons).....	each 19.50

• Valve Seats – Exhaust, Hardened

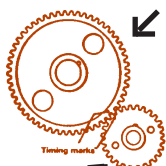
Note: When you have a concern of wearing down the original valve seats due to lack of lead in modern gasoline.

Part No.	Description	
MEE126	1937-53 Chevrolet 216	each 4.00

• Valve Guide

Part No.	Description	
ME524	1941-62 Chevrolet 216 and 235 engine, intake	each 4.00
ME525	1941-62 Chevrolet 216 and 235 engine, exhaust.....	each 4.00
MEE124	1939-59 GMC six cylinder, intake and exhaust specify engine (special order).....	each 5.00

Camshaft Gear



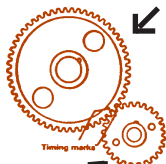
Crank Gear ↑

• Timing Gears - Camshaft

Part No.	Description	
ME439F	1937-62 Chevrolet and 1939-59 GMC. Fiber, for quieter operation	each 42.50
ME439A	1937-62 Chevrolet and 1939-59 GMC. Aluminum, as original on trucks	each 46.50



Camshaft Gear



Crank Gear

ENGINE COMPONENTS (continued)

• Timing Gears - Crankshaft

Part No.	Description	
ME512	1937-39 Chevrolet and 1939-59 GMC.....each	72.50
ME440	1940-62 Chevroleteach	25.00

• Piston Aluminum, and Ring Sets, Six Cylinder

We are the source for Chevrolet six cylinder pistons from 1937 through 1962. Some are in stock and some will be ordered for you. All recently manufactured pistons are aluminum, not cast iron.

As pistons always require new rings, we provide these in matched sets below. Check our web site for the exact part number on piston and ring sets not listed on this page.

Part No.	Description	
MEE613	STD 1937-40 Chevrolet 216 piston and rings.....set	320.90
MEE614	.010 1937-40 Chevrolet 216 piston and rings.....set	320.90
MEE615	.020 1937-40 Chevrolet 216 piston and rings.....set	320.90
MEE616	.030 1937-40 Chevrolet 216 piston and rings.....set	320.90
MEE617	.040 1937-40 Chevrolet 216 piston and rings.....set	320.90
MEE618	STD 1941-53 Chevrolet 216 piston and rings.....set	259.95
MEE619	.010 1941-53 Chevrolet 216 piston and ringsset	259.95
MEE620	.020 1941-53 Chevrolet 216 piston and ringsset	259.95
MEE621	.030 1941-53 Chevrolet 216 piston and ringsset	259.95
MEE622	.040 1941-53 Chevrolet 216 piston and rings.....set	259.95
MEE623	STD 1954-62 Chevrolet 235 piston and rings.....set	259.95
MEE624	.010 1954-62 Chevrolet 235 piston and rings.....set	259.95
MEE625	.020 1954-62 Chevrolet 235 piston and rings.....set	259.95
MEE626	.030 1954-62 Chevrolet 235 piston and rings.....set	259.95
MEE627	.040 1954-62 Chevrolet 235 piston and rings.....set	259.95

Note: For GMC 4 ring pistons, we need the block casting number, engine size, piston size, and the ring groove dimensions. These early pistons have half dome tops.

Part No.	Description	
ME484S	STD 1939-51 GMC, special order only.....set	375.50
ME484O	Oversize 1939-51 GMC, special order only (specify size).....set	375.50

• Piston Rings Sets Only

Ring groove for the Chevrolet 216 and 235 low pressure engine are the usual width dimensions as follows: 12 x compression rings 1/8", and 6 x oil rings 3/16". **Add an A after the part number below to order aluminum replacements 1941-53 216 engine.**

Part No.	Description	
ME368S	STD 1937-53 Chevrolet 216, cast iron pistonsset	65.50
ME36802	.020 1937-53 Chevrolet 216, cast iron pistonsset	65.50
ME36803	.030 1937-53 Chevrolet 216, cast iron pistonsset	65.50
ME36804	.040 1937-53 Chevrolet 216, cast iron pistonsset	65.50
ME36806	.060 1937-53 Chevrolet 216, cast iron pistonsset	65.50
MEE367S	STD 1941-62 Chevrolet 235, aluminum pistonsset	65.50
MEE36702	.020 1941-62 Chevrolet 235, aluminum pistonsset	65.50
MEE36703	.030 1941-62 Chevrolet 235, aluminum pistonsset	65.50
MEE36704	.040 1941-62 Chevrolet 235, aluminum pistonsset	65.50
MEE36706	.060 1941-62 Chevrolet 235, aluminum pistonsset	65.50

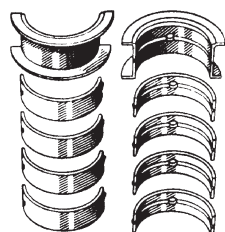
Note: For GMC Piston Rings, we need the block casting number, engine size, piston size, and the ring groove dimensions.

Part No.	Description	
ME369S	STD 1939-51 GMC special order only.....set	130.00
ME369O	Oversize 1939-51 GMC special order only (specify size).....set	130.00

...visit our website for **SPECIAL savings!**

ENGINE COMPONENTS (continued)

• Engine Crankshaft Main Bearing Inserts

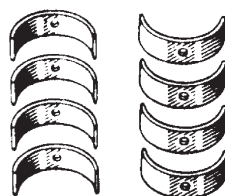


Part No. Description

NOME305S	STD 1937-39 New Old Stock Chevrolet 216 engine (when available).....set	195.00
NOME305U	Undersize 1937-39 New Old Stock Chevrolet 216 engine (when available).....set	195.00
NOME428S	STD 1940-47 New Old Stock Chevrolet 216 engine (when available).....set	195.00
NOME428U	Undersize 1940-47 New Old Stock Chevrolet 216 engine (when available).....set	195.00
ME516S	STD 1939-62 GMC six (Special order only!)	250.00
ME516U	Undersize 1939-62 GMC six (Special order only, specify size!)	250.00

• Engine Connecting Rod Insert Bearings

For use with REME371 (216 engine) machined insert type rod.



Part No. Description

ME372S	STD 1937-53 216 engine and 1941-53 235 engine, Chevrolet	197.50
ME372U1	.010 1937-53 216 engine and 1941-53 235 engine, Chevrolet	197.50
ME372U2	.020 1937-53 216 engine and 1941-53 235 engine, Chevrolet	197.50
ME372U3	.030 1937-53 216 engine and 1941-53 235 engine, Chevrolet	197.50
ME517S	STD 1939-59 GMC (Special order only!).....	250.00
ME517U	Undersize 1939-59 GMC (Special order only, specify size!)	250.00

• Engine Connecting Rod - Babbitt Type

Rebuilt with new poured babbitt material. We must have your rod forging numbers. Plus core charge. **Exchange only.**



Part No. Description

REME307S	STD 1937-47 Chevrolet 216 engine and 1941-47 Chevrolet 235 engine	450.00
REME307U	Undersize 1937-47 Chevrolet 216 engine and 1941-47 Chevrolet 235 engine	450.00
ME308	Core charge if connecting rods are ever available, per set. All nuts and bolts must be sent in with cores	90.00

• Engine Connecting Rod - Insert Type


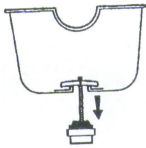
Specifically machined to accept insert bearings ME372. Your rods are no longer the original babbitt type. **Exchange only.**



Part No. Description

REME3711	1937-47 Chevrolet 216 engine	450.00
ME308	Core charge for connecting rods, per set. All nuts and bolts must be sent in with cores	90.00



	ENGINE COMPONENTS (continued)		
	• Plastigage For accurately measuring the clearance of babbit main and rod bearings in the 216 engines. Necessary when setting bearing clearances. Use at the workbench or in the truck. Clearance range .001 to .003.		
	Part No.	Description	
	ME661	12 Strips.....set	29.75
	• Oil Pumps - New		
	Part No.	Description	
	ME250	1941-53 Chevrolet 216 engine and	
		1941-53 Chevrolet low pressure 235 engineeach	199.50
	• Oil Pump Repair Kit		
	Part No.	Description	
	ME2911	1939-59 GMC 228, 248, 270, and 302 engineeach	69.50
	• Oil Line Tube		
	Consists of copper line and soldered brass fittings necessary for installation. Carries pressured oil from pump through engine to rocker arms.		
	Part No.	Description	
	MEO199	1937-53 Chevrolet 216 engineeach	29.00
	• Oil Pan Drain Plug, Original		
	Part No.	Description	
	MEO208	1938-72each	2.95
	• Oil Pan Plug Repair		
	When your oil pan drain threads are damaged and leaking, don't replace or remove the pan. This patented winged drain plug saves time and money. No special tools.		
	Part No.	Description	
	MEO207	1938-72each	18.95
	• Engine Block Freeze Plug Kit		
	Part No.	Description	
	MEE254	1937-62 Chevrolet 216, 235, and 261 enginekit	14.95
	• Camshaft Freeze Plug		
	We just found a supplier for the rear engine camshaft freeze plug! Its sides are short so the oil drain-back hole is not covered.		
	Part No.	Description	
	MEE331	1929-36 207 engineeach	9.00
	• Oil Line Brass Fittings		
	On left side where dash gauge out line attaches to block.		
	Part No.	Description	
	MEO197	1937-62 Original dash gauge, oil line to blockeach	3.50
	MEO198	1941-62 T-Fitting. Connects above line fitting and accessory oil filter lineeach	6.75

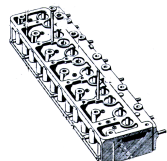
...visit our website for **SPECIAL savings!**



• Engines - Used Short Block

We supply used short blocks for the 216 and 235 1937-62. These are one of the "greats" of past Chevrolet engines. (Does not include head.). Ready for rebuilding. All new components for rebuilding are available in this section.

Part No.	Description		
USED	1937-39, 1940-47, 1948-53 216 engine, Inquire!each	Inquire!
USED	1954-62 235 engine, Inquire!each	Inquire!



•Used Head

Checked for cracks! Needs valves, guides, etc. Call on Availability!

Part No.	Description		
Used	Chevrolet 216 (Specify year).....	each	Inquire!
Used	Chevrolet 235 (Specify year)	each	Inquire!

EXHAUST PARTS

•Exhaust Manifold

We are in the process of producing the cast iron single barrel manifold as used on the high oil pressure 235 Chevrolet six cylinder 1954-62 engine. Just like GM made them. Even includes the heat riser assembly and spring. All is a bolt-on assembly. No dual exhaust system required.

Part No.	Description		
MEE326	1950-53 216 and 235 low pressure engine, Avail. Dec. 2014..	each	235.00

• Exhaust Pipe Gaskets

We stock the following gaskets (between manifold and exhaust pipe). Specify your style.

Part No.	Description		
ME526	2" donut gasket	each	3.50
ME5261	3" donut gasket	each	3.50
ME527C	3" Flat gasket.....	each	3.50
ME527G	4 1/2" 3 hole flat gasket GMC	each	3.95

• Exhaust Manifold Stud And Special Brass Nut

Holds exhaust pipe to cast iron manifold.

Part No.	Description		
MEE344	1938-72 Holds pipe to manifold	each	3.00

• Exhaust Manifold Filler Paint

Hi-temp silver paste fills rust pit holes. Gives a new appearance.

Part No.	Description		
MEE324	1936-72 (3 oz jar)	each	15.00

• Heat Riser Spring

Fits beside six cylinder exhaust manifold. This is a special bi-metalic spring that expands with engine heat.

Part No.	Description		
ME188	1937-65.....	each	17.75

• Tailpipe Heat Shield

Part No.	Description		
BP147	1934-46 Chevrolet and GMC. Protects bed wood from tailpipe heat	each	7.95

• Tailpipe Hanger

Part No.	Description		
ME234	All years (universal type)	each	6.00
ME540	1941-55 1st Formed with flat steel, as original	each	8.50

MECHANICAL

...visit our website for **SPECIAL savings!**



• Muffler

We had these round heavy duty aluminized units reproduced so you could have them with the factory dimensions. 25" long overall, 20" body, 5" diameter, 2" inlet, 1 3/4" outlet. Brings back the original sound.

Part No.	Description	
ME232	1934-62 Chevrolet and GMC.	each 54.50



• Muffler Clamps

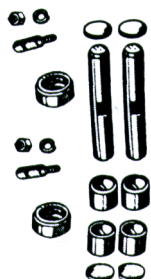
Part No.	Description	
ME528	All years. Rear 1-7/8" outlet, fits on ME232 muffler	each 2.25
ME529	All years. Front 2" inlet, fits on ME232 muffler	each 2.50



• Muffler Hanger Assembly

Original band type for ME232 above. Includes hardware.

Part No.	Description	
ME233	Chevrolet and GMC.	each 14.95



FRONT END AND STEERING PARTS

• Kingpins with Bushings

Part No.	Description	
ME523	1934-39 1/2 ton, and 1937-39 3/4, and 1 ton. STD	set 76.95
ME814	1940 1/2, 3/4, and 1 ton. STD	set 81.00
ME1731	1941-55 1st 1/2 ton and 1941-45 3/4 and 1 ton. STD	set 60.00
ME1761	1941-55 1st 1/2 ton and 1941-45 3/4 and 1 ton (.010 oversize) .set	70.00
ME1741	1946-52 3/4 and 1 ton and 1941-50 1-1/2 ton. STD	set 74.50
ME1771	1946-52 3/4 and 1 ton, and 1941-50 1-1/2 ton (.010 oversize).....	set 89.00

• Drag Link, Complete with Internal Hardware.

Part No.	Description	
MES400	1937-46 1/2, 3/4, 1, and 1-1/2 ton	each 66.70



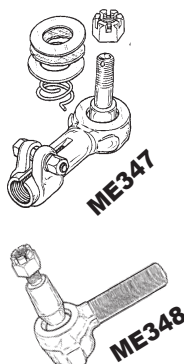
• Drag Link Repair Kit

Rebuilds original style ends. Included in MES400.

Part No.	Description	
ME180DL	1929-52 1/2, 3/4, 1, and 1-1/2 ton. Both ends	set 34.95

• Tie Rod

Part No.	Description	
ME437	1937-55 (Approximately 43 1/4 " Long)	each 45.00



• Tie Rod Ends

Note: The modern 1/2 ton tie rod end assemblies were introduced in the 1960's to replace the original multi-piece system. They attach to the tie rod as one piece unit. Helps make steering easier.

Part No.	Description	
ME347L	1934-59 Left, 1/2 ton, left, modern type * (replaces multi-piece end)	each 39.95
ME347R	1934-59 Right, 1/2 ton, right, modern type * (replaces multi-piece end)	each 39.95
ME348L	1934-59 Left, 1 and 1-1/2 ton, left.....	each 43.95
ME348R	1934-59 Right, 1 and 1-1/2 ton, right.....	each 43.95

***Note:** These replacement 1/2 ton tie rod ends (ME347L & R) are a 1/2-inch shorter than original. They allow the use of some wider aftermarket wheels.

...visit our website for **SPECIAL savings!**

FRONT END AND STEERING PARTS (continued)

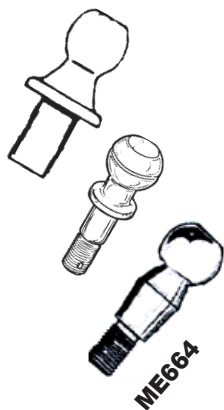


• Tie Rod End Repair Kit

Rebuilds the original style multi-piece ends.

Part No. Description

ME180TR 1929-59 1/2, 3/4, and 1 ton. Both ends kit 34.95



• Tie Rod and Drag Link Replacement Balls

Hardened steel. Replace egg shape worn balls which makes proper steering adjustments impossible. (1/2 ton unless stated.)

Part No. Description

ME274 1934-46 Non-threaded as original (set of 4) set 48.50

ME274T 1934-46 Like ME274 except threaded for easy installation set 48.50

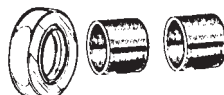
ME265N 1934-59 For tie rods only. Non-threaded as original straight shaft pair 28.00

ME265T 1934-59 For tie rods only. Like ME265N except threaded for easy installation straight shaft pair 28.75

ME691N 1934-46 For drag link only. Non-threaded as original pair 23.75

ME691T 1934-46 For drag link only. Like ME691N except threaded for easy installation pair 26.75

ME664 1946-59 3/4 ton. For tie rods only. Threaded ends and tapered shaft for easy installation pair 59.50



• Steering Sector Seal and Two Bushings

Helps tighten steering. Included in rebuilt units.

Part No. Description

ME297 1937-46 set 24.95



• Steering Gear Box Gaskets.

Part No. Description

MES123 1937-40 pair 4.50

MES124 1941-46 pair 5.50



• Steering Box Repair Parts 1941-46

Makes your truck steer like New!

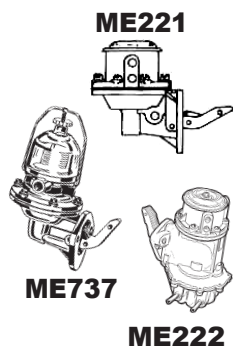
Part No. Description

MES148 Steering Box Worm Gear assembly and shaft 49 5/16" long . each 235.00

MES141 Steering Box Worm Gear bearing and race each 34.50

MES149 Steering Column Worm Trust Bearing/Adj. Lower Race set 75.00

Note: MES141 is also lower 1937-40



FUEL SYSTEM

See CAB RELATED PARTS for Gas Filler Neck Grommets.

• Fuel Pumps

1937-62 Chevrolet and 1939-59 GMC.

Part No. Description

ME221 "Metal Top" type. Excellent replacement each 59.95

ME737 "Glass Top" type, as original each 64.95

ME222 "Double Action" metal top type. Designed to also act as a vacuum booster to help stop "slow down" of wiper motor each 110.00

MECHANICAL

...visit our website for **SPECIAL savings!**



Fuel Systems (continued)

• Fuel Pump Rebuilding Kit

For reconditioning the original GM single action "glass top" units.

Part No.	Description		
ME228	1937-62.....	set	48.75



• Fuel Pump Inlet Brass Fitting

Part No.	Description		
MEE608	1934-62 allows fuel line to attach to fuel pump.....	each	4.95

• Fuel Pump Diaphragm

The main part normally needed to repair this basic early GM fuel pump.

Part No.	Description		
ME837	1934-36 Chevrolet	each	14.90

• Fuel and Vacuum Advance Lines

These are used to connect the 2 different lines that run from the carburetor to the vacuum advance and fuel pump. Just like GM made them! Clips sold below.

Part No.	Description		
MEE192	1937-40 Chevrolet, OE steel	pair	56.95
MEE193	1937-40 Chevrolet, stainless	pair	61.95



• Fuel Line

From fuel pump to original carburetor. 100% authentic in appearance, application, and fit! These are formed to fit with original Carter W-1 carburetors.


Part No.	Description		
MEE200	1941-49 Chevrolet, OE steel	each	24.50
MEE201	1941-49 Chevrolet, stainless	each	32.50



• Clip for Fuel Pump & Vacuum Advance Lines

Part No.	Description		
MEE195	1937-62 Set of three	set	6.50

MEE195



• Carburetor - Rebuilt

Plus core charge. Includes base gasket. (Check on availability!)

Part No.	Description		
REME838	1932-36 Chevrolet (Carter W-1)	each	225.00
REME538	1937-40 Chevrolet (Carter W-1)	each	225.00
REME223	1941-48 Chevrolet (Carter W-1)	each	215.00
REME519	1937-53 Chevrolet (Carter Y-F) For the 216 engine.		
	A popular after market unit during those years	each	215.00
ME267	Core charge for Chevrolet units	core	50.00
REME7621	1939-46 GMC (Zenith) With smooth upper top, we must have core.....	each	225.00
REME762	1947-59 GMC (Zenith) With ridge on top to hold air filter, we must have core.....	each	225.00
ME638	Core charge for GMC unit REME762, REME7621	core	60.00



• Carburetor Repair Kits

Please remember many of the GM carburetors are interchangeable. During the last 50 years the exact unit was not always used as a replacement. For example, the GMC Zenith carbs were often replaced with units from Chevrolet 216 engines. Therefore, it is very important to check your carburetor before ordering a repair kit. **Hint: The W-1 carb's are cast iron. The others are die cast. Sorry, we can't take back kits once they have been opened.**

Part No.	Description		
ME2821	1932-40 (Carter W-1).....	kit	47.95
ME2822	1941-48 (Carter W-1).....	kit	47.95

...visit our website for **SPECIAL savings!**

FUEL SYSTEM (continued)

• Carburetor Repair Kits (continued)

Part No.	Description	
ME473	1937-62 Chevrolet and GMC (Carter Y-F)	kit 44.95
ME225	1939-59 GMC (Zenith).....	kit 59.00
ME379	1939-55 GMC "Cab Over Engine" updraft (Zenith).....	kit 49.00
ME530	1939-60 Chevrolet "Cab Over Engine" updraft (Carter).....	kit 56.50

• Carburetor Insulator Plates

Slows heat transfer from intake manifold to carburetor. Exact as original. 1-1/2" throat, 2-1/2" center to center.



Part No.	Description	
ME273	1934-53 Chevrolet 216, 1941-49 Chevrolet 235 low pressure, 1939-59 GMC 228, 236, 248, and 1941-62 GMC small port 270, six cylinder engine	each 9.95

• Carburetor Gas Filter

An authentic GM option which helps in removing dirt particles and water before entering the carburetor. Almost identical to original including metal top, glass bowl, and internal filter. Attaches to side of carburetor.



Part No.	Description	
ME668	Carburetor gas filter	each 24.95

• Carburetor Gas Filter Element

Part No.	Description	
ME669	Replacement element for ME668 above	each 7.50

• Carburetor Inlet Brass Fitting

Part No.	Description	
MEE608	1934-62 allows fuel line to attach to carburetor	each 4.95



• Accelerator Swing Bracket Bolt, Made in USA!

Part No.	Description	
MEE296	1937-49 Threads into left side of engine block.	each 19.50



• Accelerator Linkage Return Spring Lower Clip

Secures to an oil pan bolt and attaches to the lower end of the vertical linkage return spring. Made in USA!



Part No.	Description	
MEE295	1941-53.....	each 4.00

• Accelerator Linkage Return Springs, Vertical

Part No.	Description	
ME402	1937-40.....	each 4.00
ME459	1941-53. Made in USA!	each 7.50



• Throttle Cable Brass Wire Stop

Attaches to end of cable beside carburetor.



Part No.	Description	
ME403	1937-59 Fits beside carburetor	each 1.75

MECHANICAL

...visit our website for **SPECIAL savings!**



FUEL SYSTEM (continued)

• Air Filter Assembly, Original Style

Created to copy the original 6 5/8" diameter dry element design. Looks very close to the factory original. Fits the Rochester, Zenith, and Carter YF replacements, not the early Carter W-1 cast iron style. To create an even more authentic look, you might consider the copper mesh element, ME238 below.



Part No. Description

ME904	1950-55 with original black top	each	64.50
ME907	1950-55 with chrome top	each	72.50

• Air Filter Element-Oil Wetted Type, Not Oil-Bath Design

When using the original standard metal mesh GM air filter on top of carburetor.



Part No. Description

ME424	1936-40 7" diameter copper mesh. Exact original	each	28.50
ME238	1941-55 6" diameter copper mesh. Exact original	each	31.50
ME2381	1941-55 6" hi-tech style paper. ME238 replacement	each	16.95

Note: Show quality ME424 and ME238 is the oil-wetted type originally used. Requires a light coating of oil to be effective.

• Air Filter Retainer Wing Nut

Fits the smaller #10 fine thread stud on earlier air filters.




Part No. Description

ME231	1936-46	each	.95
-------	---------------	------	-----

• Gas Tanks - New (Original Design)

Our new metal reproductions are shaped and formed just like GM. Show quality!



Part No. Description

MEG146	1934-36 Pickup, Panel, Suburban rear of bed	each	275.00
MEG147	1939-46 1/2, 3/4, and 1 ton Pickup, under seat	each	350.00

Note: 1934-36 gas tank comes without filler spout (See below.)

• Gas Filler Spout

A metal spout that extends through bed side and attaches to tank MEG146 above. Uses gas cap ME496.



Part No. Description

MEG132	1934-36	each	22.95
--------	---------------	------	-------

• Gas Tank Straps



Part No. Description

MEG103	1934-36 Secures tank under rear of bed	set	32.00
MEG104	1939-46 Secures tank under seat	set	49.50

• Gas Tank Installation Pads

Protects under seat tank from straps.



Part No. Description

MEG123	1939-46	set	11.95
--------	---------------	-----	-------





• Gas Tank Sending Unit and Float, Stainless steel to resist rust.

6 or 12 volt. 0-30 ohm as original.



Part No. Description

MEG124	1934-46 under the seat tank	each	44.95
MEG110	1934-59 Adjustable for all models with under bed tanks	each	35.00

	FUEL SYSTEM (continued) • Gas Tank Floats Part No. Description ME718 1934-46 Coated cork as originalpair 6.25
	• Gas Tank Shut-Off Valve Threads into tank and connects to horizontal rubber flex line MEG128. Brass as original. Part No. Description MEG137 1937-46each 15.75
	• Gas Tank Sender Gasket Fits on top of tank. Included in MEG124. Part No. Description ME490 1936-66 Improved cork and rubber blend.....each 1.95
	• Gas Tank Flex Hose Fits between tank shut-off valve and metal line. Part No. Description MEG145 1934-36 includes shut off valveeach 36.50 MEG128 1937-46each 26.50
	• Gas Cap - Part No. Description ME496 1938-71 Non-locking Type.....each 9.95 MEE103 1938-71 Chrome locking Type, 2 keys without Bowtieeach 23.95 ME497 1938-66 Chrome, 2 keys. With Chevrolet Bowtieeach 37.95 Note: See "Cab Related Parts" section for gas filler neck grommet, filler hose, clamps, and etc.
	HEATING SYSTEM • Heater Core, Recirculator We now have the correct diameter round heater core for the original GM firewall mounted unit. Solder on the tanks from your heater if you have a bad core. Made in USA! Part No. Description MEH244 1941-46 round O.D. 8 1/4" x I.D. 2 7/8"each 289.95
	• Heater Valve for Recirculator Heater Fits in water pump outlet as original when using a recirculator heater. Turn valve to regulate water flow into heater core. For 5/8" diameter hose. Part No. Description ME364 For recirculator heaters.....each 46.75
	• Heater Hose Water Shut Off Valve Fits in heater hose. Not original, but works excellent. Can be connected to operate with a cable from inside cab. Part No. Description ME792 All years.....each 47.95
	• Heater Hose Connectors Connects 5/8" heater hose to water pump and/or thermostat housing. Part No. Description MEH153 2 3/4" length.....each 8.50 MEH154 1 1/2" length.....each 7.50

MECHANICAL

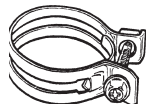
...visit our website for **SPECIAL savings!**



HEATER SYSTEM (continued)

• Heater Hose

Part No.	Description		
ME769	5/8" Specify length	foot	1.75



• Heater Hose Clamp

Part No.	Description		
ME204	Original flat type as used by GM.....	each	1.75



• Heater Duct Tubing

Connects heater to defroster duct under dash. Cut length to fit.

Part No.	Description		
ME283	1936-46 (1-1/2" diameter).....	set	26.95

MISCELLANEOUS MECHANICAL

• Crankshaft Pulley Sleeve

Metal sleeve fits over original crankshaft. Eliminates unwanted worn groove on crankshaft created by timing cover seal which may cause oil leaks. Pulley must be removed to install.



Part No.	Description		
ME256	1937-72 Chevrolet six cylinder and 1939-59 GMC six cylinder	each	7.95



• Hub Cap Wheel Clips

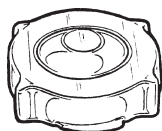
Secures original hub caps to factory wheels. Made with spring steel as original. Nicely replaces rusted and broken clips. Made in USA!

Part No.	Description		
ME150	1936-60 1/2 ton.....	each	1.95



...visit our website for **SPECIAL savings!**

MISCELLANEOUS MECHANICAL (continued)



• Oil Cap

Part No.	Description	
ME271	1937-48 Chevrolet and most GMC's. Fits on top of side breather pipe.....	each 3.00



• Oil Filter Cartridges

Disposable cartridge inside canister type filter assembly. Not late model spin on type.

Part No.	Description	
ME289	1937-62 Chevrolet 4-1/8" diameter (cloth wrap as original).....	each 29.50
ME756	1937-62 Chevrolet 4-1/8" diameter (metal wrap replacment) .each	29.50
ME373	1939-59 GMC 3-5/8" diameter.....	each 23.95



• Oil Filter Lines with Fittings, (Chevrolet six cylinder only)

For optional external type oil filter assembly that attaches to intake manifold. Chevrolet 216 or 235 engine. Oil resistant rubber.

Part No.	Description	
ME295	14" Lower.....	each 16.95
ME296	18" Upper.....	each 18.95
ME739	Both upper and lower.....	each 35.75



• Oil Filter Assembly

When you haven't found the original style. We now stock an attractive remote filter that is equal or better than GM. Attaches to firewall or inner fender (not to intake manifold). You provide oil lines to the factory pre-drilled holes in your block. With instructions.

Part No.	Description	
MEO255	1941-62 216, 235 and 261 Chevrolet six cylinder	pair 73.50



• Speedometer Cables with Metal Wrap Housing

Exact as original.

Part No.	Description	
ME485	1934-36 Chevrolet and 1936-46 GMC with square end connect at speedometer end - 65"	each 46.50
ME2721C	1937-46 Chevrolet - 65"	each 39.50
ME812	1939-59 Cab Over Engine body - 108"	each 46.50



• Speedometer Cables with Black Vinyl Housing

Excellent replacement.

Part No.	Description	
ME2274	1937-46 Some 4 speeds approx: - 65" long	each 26.50
ME811	1939-59 Cab Over Engine body - 108"	each 42.50



• Speedometer Cable Firewall Grommet

Part No.	Description	
FP183	1936-59.....	each 1.75

MECHANICAL

...visit our website for **SPECIAL savings!**



MISCELLANEOUS MECHANICAL (continued)

• Wheel Studs

Part No.	Description		
MEW200	1936-50 1/2 ton, front	each	2.30
ME344	1946-70 3/4 ton, front, 2wd, 1-3/4" long.....	each	3.75
ME1552	1936-62 1/2 ton, rear	each	2.75



• Lug Nuts

For attaching wheels.

Part No.	Description		
ME141	1934-72 1/2 ton and 1934-45 3/4 ton, 7/16" x 20 threads.....	each	.95
ME345	1946-72 3/4 ton and 1934-72 1 ton, 1/2" x 20 threads.....	each	1.95



• Lug Nut Covers

Chrome acorn nut covers. A nice non-original dressup item.

Part No.	Description		
MS341	All years 1/2 ton	each	.85
MS344	3/4 and 1 ton	each	.95

SUSPENSION PARTS

• Leaf Springs

As original. Not re-arched, but freshly made. Includes ready to install on your truck. Correct 1 3/4" wide. **Made in USA!**



Part No.	Description		
MES106	1934-55 Center leaf spring bolt with nut	each	3.00
MES117	1934-36 1/2 ton, front	each	189.00
MES131	1937-38 1/2 ton, front	each	199.00
MES111	1939-46 1/2 and 3/4 ton, front	each	199.00
MES101	Late 1936-40 1/2 and 3/4 ton, rear	each	235.00
MES112	1941-46 1/2 ton, rear	each	235.00

NOTE: Request pricing and availability of leaf springs not shown above.



• Spring Shackles, Made in USA!

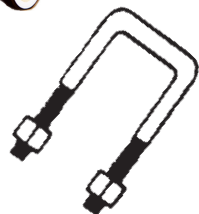
Part No.	Description		
ME183	1934-46 1/2 and 3/4 ton, front	each	46.00
MES200	1934-46 1, 1 1/2, And 2 ton, front (2" spring).....	each	50.50
ME186	1934-46 1/2 ton, rear	each	37.95



• Spring Shackle Rubber Grease Seals

Part No.	Description		
ME187	Replaces original round cork type (included in ME183 and ME186).....	each	.95

...visit our website for **SPECIAL savings!**



SUSPENSION PARTS (continued)

• Spring U-Bolts, Made in USA!

Holds leaf spring to axle. Includes proper attaching nuts. Two per spring required.

Part No.	Description		
ME276	1940-54 1/2 ton, front	each	10.00
MES300	1934-46 1/2 ton, rear	each	16.00




• Spring Bolt and Bushings, Made in USA!

Part No.	Description		
ME260	1934-55 1st 1/2 ton front & rear, 3/4 ton front 1-3/4" spring.....	each	27.50
ME805	1941-55 1st 1 and 1-1/2 ton, 2" spring.....	each	24.50

• Spring Pins and Bushings, Rear Springs

Enough for one truck. Made in USA!

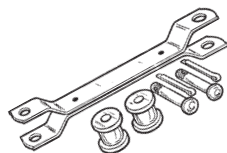
Part No.	Description		
ME432	1937-55 1st 3/4 and 1 ton, for 2" rear springs	pair	59.95
ME433	1937-62 1-1/2 ton, for 2-1/2" rear springs.....	pair	59.95



• Shock Absorbers - Single Action Lever Type

Original lever action type. Units are totally rebuilt to operate like new, including sand blasting, shaft resurfacing, modern seals, fluid, etc. Equal to new in quality and long life! They will out last the modern telescoping style 5 to 1. Plus core charge. 30 day turnaround!

Part No.	Description		
REME815	1934-46 Left front and 1947-49 Right front, 1/2 and 3/4 ton	each	189.95
REME816	1934-46 Right front and 1947-49 Left front, 1/2 and 3/4 ton	each	189.95
REME817	1934-49 Left, rear	each	189.95
REME818	1934-49 Right, rear	each	189.95
ME819	Core charge for "Single Action" shock absorbers	core	30.00



• Shock Absorber Link - For Single Action Shocks

Complete with both bushings, pins, and brass sleeves. (For one shock.)

Part No.	Description		
ME263	1930-39 Front and 1933-36 Rear (8" long)	set	27.80
ME410	1940-46 Front (6 3/4" long).....	set	26.50
ME411	1930-32 Rear and 1937-49 Rear (9 1/4" long)	set	27.80



• Shock Absorber Link Rubber Bushings, Pins, and Sleeves

Included in ME263, ME410, and ME411. Set of 2. Single action type only!

Part No.	Description		
ME262	1930-49.....	set	12.75



• Shock Absorber Link Upper Bushings - For Double Action Shocks

Part No.	Description		
MES110	1937-49.....	each	13.75

MECHANICAL

...visit our website for **SPECIAL savings!**



SUSPENSION PARTS (continued)


• Shock Absorber Link Lower Bushings - For Double Action Shocks

Part No.	Description	
MES115	1937-49 Front or rear. (metal cups over rubber).....pair	24.75

• Shock Absorber Fluid

A proper replacement when adding fluid to the original 1949 and older lever action shock absorbers.

Part No.	Description	
ME672	32 ounce container	each 8.95



• Grease Fittings

Part No.	Description	
ME190	Straight fitting	each .55
ME191	Angled fitting	each .65
ME192	Steering kit for tie rods and kingpins.....set	4.80
ME193	1940-59 Spring kit for 4 springs.....kit	7.40



ME758



ME757

• Axle Bumpers, Rubber

Part No.	Description	
ME758	1940-55 1st Front, fits on axle above spring, square.....each	10.95
ME757	1929-46 1/2 ton, rear, fits on axle above spring, round	each 15.95



For hard farm service . . . for all-round duty

World's thriftiest high-powered trucks

Buy one . . . be convinced!



NEW PERFECTED HYDRAULIC BRAKES
always equipped for quick, sure stopping, "straight line" stops



NEW FULL-TRIMMED DE LUXE CAB
with clear-vision instrument panel for safe control

BUY one of these new Chevrolets for 1936 and you will own the world's thriftiest high-powered truck!

Buy one, and you will get all the power you need at the lowest cost. . . . Buy one, and you will keep farm profits up by keeping haulage costs down!

These new Chevrolets, powered by a High-Compression Valve-in-Head Engine, give the greatest pulling-power of any trucks in their price range. And, what is even more important, they give this greater pulling-power with less gas and oil. Moreover, they are the most economical of all trucks to maintain, because of the extra strength and dependability which Chevrolet builds into every part.

Pulling-power and economy! That's what you want when you buy trucks. And that's what you get, in unequalled measure, when you buy a Chevrolet. PLUS the unmatched safety of New Perfected Hydraulic Brakes; the greater comfort of a New Full-Trimmed De Luxe Cab, with clear-vision instrument panel for safe control; and the greater reliability of a Full-Floating Rear Axle on 1½-ton models—with the highest quality construction throughout.

Your Chevrolet dealer will be glad to give you complete information about the world's thriftiest high-powered truck and a convincing demonstration of its abilities. See him—today!

CHEVROLET MOTOR COMPANY, DETROIT, MICHIGAN

6% NEW MONEY-SAVING 6 M.A.C. TIME PAYMENT PLAN
Compare Chevrolet's low delivered prices and low monthly payments.



NEW HIGH-COMPRESSION VALVE-IN-HEAD ENGINE
with increased horsepower, increased torque, greater economy in gas and oil



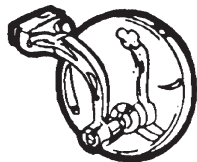
FULL-FLOATING REAR AXLE
with barrel type wheel bearings on 1½-ton models

CHEVROLET TRUCKS



MIRROR PARTS

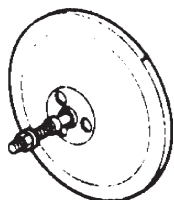
...visit our website for **SPECIAL savings!**



• Mirrors, Peep Type

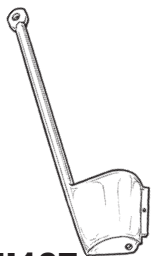
Very popular with those not going original. Attaches to door edge. Complete with bracket and attaching screws. Fits all years and models.

Part No.	Description	
MI101	Left, short curved chrome arm with 4" stainless head	each 19.95
MI102	Right, short curved chrome arm with 4" stainless head	each 19.95
MI148L	Left, 6" straight chrome arm with 4" stainless head	each 19.95
MI148R	Right, 6" straight chrome arm with 4" stainless head	each 19.95
This is an attractive era option with an LED turn signal (flashing arrow) in the mirror lens. When the turn signal is not on it looks just like the original. Attaches to door edge. Complete with bracket and attaching screw. Fits most all years of trucks and cars. This left side short curved chrome or stainless armed mirror has 4 inch head		
MI601	LED Left, short curved chrome arm with 4" stainless head	each 27.95
MI602	LED Right, short curved chrome arm with 4" stainless head	each 27.95



• Mirrors, Outside

Part No.	Description	
MI103	Black 5" round	each 9.65
MI125	Chrome 5" round	each 10.95
MI104	Black rectangular type to replace MI103. Gives slightly more viewing area (5 1/2" x 7 1/2")	each 13.95
MI149	Stainless rectangular type to replace MI125. Gives slightly more viewing area (5 1/2" x 7 1/2")	each 16.95



MI107

• Mirror Arms, Outside

Attach to door hinge as original. In primer.

Part No.	Description	
MI302	1934-36 High cab, left or right. Hand made in USA,!	each 39.50
MI127	1936-38 Low cab, left	each 25.95
MI128	1936-38 Low cab, right	each 25.95
MI106	1939-46 Left	each 25.95
MI107	1939-46 Right	each 25.95



• Mirror Arm Extension

A great idea that allows you to add a 6" mirror arm extension. In seconds one bolt connects this extension to your original shorter arm. A hook holds it in place. The existing mirror head is moved to the end of this extension. It even swings back toward the cab if you have a narrow garage door opening. There are the same diameter of the original arm so they match that size. Fits right or left. Hand made in the USA!


Part No.	Description	
MI304	1937-55	each 17.75



• Door Hinge Pins for Mirror Arms

Part No.	Description	
DP112	1934-38 2-5/8" long. Also used on 1939-46 hinges without mirror arm	each 2.50
DP135	1939-46 3" long. Use with mirror arm	each 2.75

...visit our website for **SPECIAL** savings!


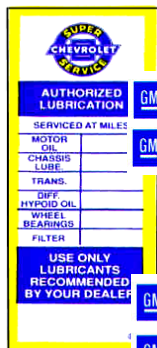


General Motors Trucks



MISCELLANEOUS

...visit our website for **SPECIAL savings!**



• Door Lubrication Stickers

Chevrolet. Blue, yellow, and white, as original. Attaches to door post.

Part No.	Description		
MS101	Lube sticker	each	.60
MS501	Lube stickers (set of 5)	set	2.75

• “Decal Only” From Above Advertising Sales and Service Signs

Use on windows, your own signs, etc. Approximately 11 1/2” diameter.

Part No.	Description		
DE101	Chevrolet.....	each	9.75
DE102	GMC.....	each	8.95

• Chevrolet and GMC “Miniature Service Sign” Decals

Use on windows, your own signs, etc. A miniature of DE101 and DE102 above.

Part No.	Description		
DE103	Weatherproof vinyl, approximately 3” diameter. One of each on a single sheet	set	2.75

• Clutch Head Drivers

Hard to find high quality drivers to complete your Chevrolet tool collection. A “must” when installing this unique bolt head.

Part No.	Description		
	5/32” Not available separately	set only.	
MS111	1/4”.....	each	3.50
	5/16” Not available separately	set only.	
MS313	Full set of three, with clear plastic pouch.....	set	16.95

• Inner Tube

Part No.	Description		
MS204	For original 16 inch tires	each	16.50



MISCELLANEOUS

...visit our website for **SPECIAL** savings!



MST150

WHEELS AND HUB CAPS

Our new wheels are very close to originals. They fit well with drum or disc brakes. Designed for tubeless radial or bias belted tires. We stock both original 6 lug pattern as well as 5 X 4 3/4" pattern for popular Chevy car wheels. The following hub caps are slightly modified inside to fit this wheel center, however the changes are not visible when installed.

• Wheels, Bare Steel

Smooth finish. Ready for priming and paint. Used with MST155, MST159 or MST163 hub cap listed below.

Part No.	Description		
MST150	1934-59 15" x 5" wide, 6 hole	each	89.50
MST166	1934-59 15" x 6" wide, 5 hole x 4 3/4"	each	89.50

• Wheels, Chrome

High polished mirror finish. Use with MST155, MST158, or MST163 hub cap listed below.

Part No.	Description		
MST149	1934-59 15" x 5", 6 hole	each	115.00
MST167	1934-59 15" x 6" wide, 5 hole x 4 3/4"	each	115.00



MST158



**MST155
AND
MST163**

• Hub Caps - Chrome Plated

Designed to fit "only" the above new wheels:

Part No.	Description		
MST158	1936-59 With Chevrolet red/blue stampings as 1941-46	each	38.75
MST155	1936-59 8" Without logo	each	25.75
MST163	1936-59 9" Without logo	each	32.50

WARNING: The above hub caps will only fit these new wheels. They will not attach to the original wheels with inside spring clips. (Chrome ring not included. See.)



**MST150 with
MST158**



MST149



**MST150 shown with
baby moon cap MST163**

Note: For show quality hub caps that fit original Chevrolet/GMC trucks, see TRIM PARTS


• Stainless Steel Wheel Ring

As used on deluxe pickups. Top quality! Looks great in combination with a chrome hub cap. 1 3/4" wide.

Part No.	Description		
TR146	15"	each	26.00

MISCELLANEOUS

...visit our website for **SPECIAL savings!**



MST270NC

• Spare Tire Mounting Parts, Side Mount

Part No. Description

MST269	1934-36 Side mount cowl and fender rubber grommet	each	19.50
MST270NC	1934-36 Side mount tire clamp. Paint as original.	each	40.00



• Spare Tire Hook

Holds up factory tire rack by attaching into rear cross sill. Includes special long retaining nut. (Included in spare tire under bed assembly.)

Part No. Description

MS107	1937-50 1/2 and 3/4 ton.....	each	14.50
-------	------------------------------	------	-------

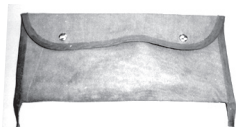


• Spare Tire Hook Locking Nut

This special long brass nut fits MS107, however, it has a groove for use with your factory spare tire lock. Hand made in the USA!

Part No. Description

MS275	1937-50 1/2 and 3/4 ton.....	each	18.75
-------	------------------------------	------	-------



• Factory Tool Bag

An exact copy of the original canvas tool bag placed in new GM trucks during the 1940s and 1950s. Made with proper olive color material and snaps. Inside are cardboard sheets with scale artist's drawings of each tool. You will know which tools to look for at swap meets, second-hand stores, garage sales, etc. Made in the USA.

Part No. Description

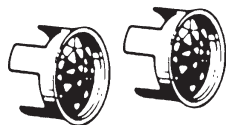
MS151	Factory tool bag	set	18.95
-------	------------------------	-----	-------



• Key Blank, General Motors Style

Part No. Description

MS120	Authentic key for ignition, doors and glovebox. Ready to be cut.....	each	1.95
-------	---	------	------

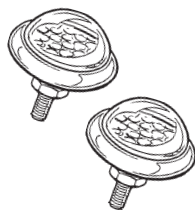


• Blue Dots

An after-market option. Very popular during prior years. Cut glass with chrome over brass ring. The best quality made! Easy to install in all plastic taillight lenses.

Part No. Description

MS225	Blue dot lens	pair	8.95
-------	---------------------	------	------



• Reflector License Plate Fasteners

An inexpensive extra accessory to go with that older truck. Adds the final detail to an otherwise plain area. Quality reflective jewels with aluminum back, long bolt, and nut.

Part No. Description

MS157	Red plastic lens	pair	2.50
MS158O	Orange glass lens.....	pair	15.50
MS158G	Green glass lens.....	pair	15.50
MS158B	Blue glass lens.....	pair	15.50
MS158R	Red glass lens	pair	15.50

Note: Other than MS157, these are aluminum around glass, Will out last your vehicle!

MISCELLANEOUS

...visit our website for **SPECIAL savings!**



• Scratch Pads

For jotting down your important notes. Edges are bordered and have four truck fronts at bottom. Logo states: "Old Chevy Trucks".

Part No.	Description	
MS149	About 50 sheets (7" x 7-1/4").....each	3.50



• Identification Tag


Exact copies of the oval etched plate used on the generator, starter, and distributor. Includes two threaded drive rivets. Made in the USA.

Part No.	Description	
MS128	Black etching on aluminum. Correct for 1941-59 distributor and 1941-55 generator and startereach	7.50

• Identification Tag Fasteners

Correctly attach your tags (distributor, starter, and generator) just like GM. Press in spline design. Eight fasteners.

Part No.	Description	
MS518	1941-62set	3.95



• Identification Tags

The final authentic detail on your restored GM Truck! Black on silver tag showing the vehicle manufacturer, gross weight, horsepower, etc. (You stamp your serial number on spot provided.) Made in the USA.

Part No.	Description	
*TR403	1936-38 GMC, All truck sizes, inner center firewalleach	39.50
*TR404	1939-46 GMC, All truck sizes, right mid-cowleach	17.90
*TR104	1939-41, Chevrolet, all truck sizes, right upper cowleach	17.90
TR105	1942-46 Chevrolet 1/2 ton, 4600 poundseach	17.90

*On all but TR105, You stamp your truck's weight on plate as original. Thus, one fits all.



BASEBALL CAPS, HEAVYWEIGHTS

We challenge you to find a better quality heavy weight baseball cap. These are embroidered with official GM registered logos and come in low profile brushed cotton twill. One size fits all with adjustable rear band. Available in either black, tan with medium blue bill or tan with black bill. For great colored view of these attractive caps, click the miscellaneous section of our website 1934-46 catalog at www.jimcartertruckparts.com.

Chevrolet

Part No.	Description	
MST430	Black (Bowtie/Chevy Trucks).....each	14.95
MST432	Tan with blue bill (Bowtie/Chevy Trucks).....each	14.95
MST431	Tan with black bill (Bowtie/Chevy Trucks)each	14.95
MST434	Black with Bowtie and flames on billeach	17.95

Part No.	Description	
MST459	Hat Jim Carter Logo on Black Hat w/USA Flag on side/website.....each	12.95

Jim Carter T-Shirt

Jim Carter Chest Logo w/All trucks on back.

Part No.	Description	
MST460	Lrg Whiteeach	14.95
MST461	X-Lrg Whiteeach	14.95
MST460	XX-Lrg Whiteeach	16.95




MST436


BASEBALL CAPS, HEAVYWEIGHTS (continued)

GMC

Part No.	Description		
MST435	Black (GMC Trucks).....	each	14.95
MST436	Tan with black bill (GMC Trucks).....	each	14.95



FRONT



BACK

• T-Shirts

The "Haulin' Heartland" is one of the most popular Chevrolet truck T-shirts. This colorful 100% pre-shrunk cotton shirt is just right for those that like the full range of Chevy trucks on the front and back. This shirt features such great trucks as 1941-46, 1947-53, 1955-56, 1967-68, 1969-70, 1971-72, and late 1990's. For a great view of this attractive double sided shirt check the "miscellaneous" section of our website 1934-46 catalog at www.oldchevytrucks.com.

Part No.	Description		
MST423	Large.....	each	17.95
MST424	X Large	each	17.95
MST425	XX Large	each	19.95



• Don't Touch Me Sign

7" x 11" cardboard window sign at car show's to help keep fingerprints off your truck.

Part No.	Description		
MS995	Please Don't Touch Me, I'm Not That Kind of Truck!	each	2.00



• Vise Pads

Non-metal pads have internal magnets that attaches to vise jaws. Protects chrome and polished surfaces.


Part No.	Description		
MS715	pair	8.95



• Cage Nut

For many restorations, these unusual fasteners can be a great help. Weld both ears to your sheet metal. The inside square nuts are held in place and accept an attaching bolt. We stock three diameters with these thread sizes:

Part No.	Description		
MS657	5/16" X 18	each	1.95
MS658	1/4" X 20	each	1.95
MS659	3/8" X 24	each	1.95



• Hood Hold Open Supports

When you want your hood securely held in the open position. Originally on GMC but fit equally well on Chevrolet. Installs quickly on wishbone rod where it attaches to firewall.

Part No.	Description		
MS508	1939-46	pair	59.95


And they are every bit as outstanding in performance . . . endurance . . . and operating economy as they are in price

Always, demand follows quality and value! . . . Again in 1934, the demand for Chevrolet products has made Chevrolet the world's largest builder of trucks as well as of passenger cars. And now, thanks to economies resulting from volume production, Chevrolet offers still greater values—the highest quality Chevrolet Trucks ever built and the lowest-priced trucks you can buy! Truck buyers who want to save money will find that these are not only the


world's lowest-priced trucks, but that they are also very economical to operate and maintain. They are big—rugged—dependable trucks. They are powered by six-cylinder valve-in-head engines which use very little gas and oil. And they are extremely long-lived . . . built to do their job faithfully over a long period of years. Buy a Chevrolet Truck and you buy fine, dependable, economical haulage service—at the world's lowest price!

CHEVROLET MOTOR COMPANY, DETROIT, MICHIGAN


Compare Chevrolet's low delivered prices and easy G. M. A. C. terms. A General Motors Value




*1½-Ton Stake, \$720
(157" Wheelbase)




*1½-Ton Stake, \$660
(131" Wheelbase)




*1½-Ton Platform, \$630
(131" Wheelbase)



*1½-Ton High Rack, \$745
(157" Wheelbase)



*1½-Ton Chassis and Cab, \$605
(157" Wheelbase)



1½-Ton Open Express, \$655
(131" Wheelbase)


*Above are list prices of commercial cars f.o.b. at Flint, Mich. Special equipment extra. *Dual wheels and tires \$20 extra. Prices subject to change without notice.*

TRUCKS



MISCELLANEOUS

...visit our website for **SPECIAL savings!**



• Bumpers

Part No.	Description	
MS197	1934-36 Chevrolet only, front. Chrome.....	each 355.00
MS226	1934-36 Chevrolet and GMC, rear. Chrome.....	each 355.00
MS199	1937 Chevrolet only, front or rear. Chrome.....	each 375.00
MS200	1938-39 Chevrolet only, front or rear. Chrome with correct center horizontal indentation	each 375.00
MSB213	1940 Chevrolet front or rear. Chrome with 2 horizontal grooves, as original	each 375.00
MS237	1941-46 Chevrolet only, front or rear Chrome	each 325.00
NOTE: We have used 1937-45 Chevrolet front bumpers 1 1/2 ton you chrome or paint . \$50.00 each. Call for availability.		

• Bumper Braces and Brackets

Steel flat bars formed as original.

Part No.	Description	
MSB106	1934-36 1/2 ton, front. For reproduction bumpers only!	pair 145.00
MSB108	1937 1/2, 3/4, and 1 ton, front.....	pair 149.00
MSB203	1938-39 1/2 and 3/4 ton, front	set 160.00
MSB207	1940 1/2 and 3/4 ton, front.....	pair 145.00
MSB206	1941-46 1/2, and 3/4, front	pair 125.00
MS202	1934-36 Inner bumper brace without frame extensions, rear (5' 9" long)	each 145.00
MSB107	1934-36 rear extensions (use with MS202). Set of 4.....	set 79.00
MSB199	1937 1/2 ton, rear. Set of 6 items.....	set 160.00
MSB204	1938-39 1/2 ton, rear. Set of 6 items	set 160.00
MSB208	1940 1/2 ton, rear. Set of 6 items.....	set 175.00
MS184	1941-46 1/2 ton, rear. Set of 6 items	set 129.00

BUMPER BOLTS, NUTS, ETC.

• Bumper Bolts - Chevrolet

Part No.	Description	
FP176	1931-36 With large oval head, nut, and washer (polished stainless) 3 1/2" inches high	each 21.95
FP173	1931-36 Bumper end eye bolts, nuts, and washers (polished stainless).....	pair 36.50
FP106	1937 With rounded chrome head as original	each 2.75
FP107	1938-46 With oval head as original (polished stainless).....	each 6.50
FP107A	1938-46 Sold in a set of 5	set 29.50

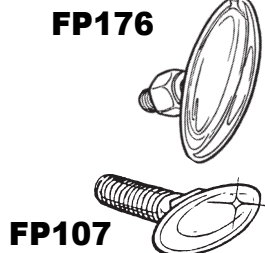
• Bumper Bolts - GMC

Part No.	Description	
FP176	1936-38 With large oval head, nut, and washer (stainless)....	each 21.95
FP106	1936-46 With rounded chrome head as original.....	each 2.75

• Bumper Bolt Nuts

Part No.	Description	
FP210	For use with FP106 bumper bolts.....	each .20
FPF211	Marsden style has original slots in sides. For FP106	each 3.95

Note: For the perfectionist: The slotted Marsden nuts came on early trucks.



FPF211


MISCELLANEOUS

...visit our website for **SPECIAL savings!**



• Bumper Brace Rubber Covers

Part No.	Description	
FP228	1941-46 Fits over brace openings in front splash apron below grill	pair 12.75




RUNNING BOARDS, ETC.

• Running Boards, Fiberglass, 1941-46 1/2 Ton

We finally found a pair of original 1/2 ton running boards that were the necessary quality to make the best molds. This product looks just like the originals. They bolt to your fenders and braces like the GM units. If you don't have New Old Stock GM metal boards, ours should be your choice for the perfect restoration. These black fiberglass 1941-46 running boards separate the men from the boys! They are also excellent with step plates MS215 or MS215G.

Part No.	Description	
MSR223	1941-46 1/2 ton left.....	each 310.00
MSR224	1941-46 1/2 ton right.....	each 310.00

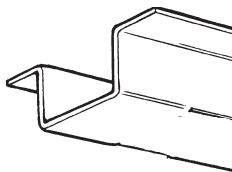


• Running Boards, Fiberglass

Top quality to perfectly fit your special truck. Made from new old stock patterns so they are correct in dimensions. Excellent for use with the aluminum decorative step plates, MS215 or MS215G.

Part No.	Description	
MS222	1934-36 1/2 ton. Left and right. Includes proper diamond tread. pair	390.25
MS223	1937-38 1/2 ton. Left and right. Ribbed like original	pair 499.00
MS224	1941-46 1/2 ton. Left and right. Smooth top surface without ridges.....	pair 468.00
MSR226	1941-46 3/4 ton only! Left and right. Ribbed like original. (Slight modification if used on 1939-40)	pair 635.00
MSR225	1941-46 1/2 ton. Left and right. Smooth top, 2" wider than stock.....	pair 413.50

Note: For the non-original 1940-46 1/2 ton using wider tires, the wider rear fenders from a 1939 (SM257) are often used. These should be attached to the appropriate wider running boards MSR225.



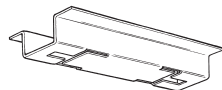
• Running Board Reinforcements

Perfectly replaces rusted-out welded on running board reinforcement between the two brace securing units. Cut these 30" units to your exact needs.

Part No.	Description	
MS189	1934-55 2 required per truck	each 11.00

MISCELLANEOUS

...visit our website for **SPECIAL savings!**



RUNNING BOARDS, ETC. (continued)

• Running Board to Brace Brackets

Weld to the underside of your boards as original. Has proper bolt slots for securing to braces.

Part No.	Description	
MS2291	1936-55 5-3/4" long, 4 required per truck	each 9.00
MS2292	1936-55 9" long, 2 required per side truck	each 9.00




• Running Board Step Plates

Beautiful polished aluminum.

Part No.	Description	
MS220	Chevrolet with toe kick 5" x 8 3/4"	pair 58.95
MS215	Chevrolet with blue Bow-tie emblem 5-1/4" x 11"	pair 55.95
MS215G	GMC with attractive early style letter design 5" x 10 5/8"	pair 44.50
MSR222	GMC as MS215G except non-polished 5" x 10 5/8"	pair 29.00



MS220



MS215



MS215G & MSR222

MISCELLANEOUS PARTS, ETC.

• Truck Covers, Universal Truck Fit

A great light weight single layer cover designed for protecting your truck during inside storage. Very close to a custom fit. Clean with a garden hose. Not designed for longterm outside storage.

Part No.	Description	
MST179	1947-55 Chevrolet/GMC shortbed (Universal)	each 89.50
MST196	1947-55 Chevrolet/GMC Suburban and Panel	each 93.75



• Vintage Flashlight

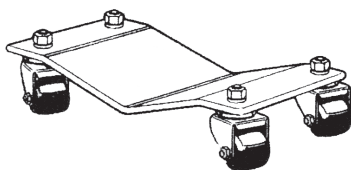
Now available for the first time since the 1950's. The metal housing attaches to the steering column and the chrome flashlight snaps to the rubber edge clamp. A popular item made just like the original! Requires 2 D-cell batteries. (Not included.)

Part No.	Description	
MS720	Flashlight and clamp	each 14.50



MISCELLANEOUS

...visit our website for **SPECIAL** savings!



NEW!

• Auto Dolly

Move your special car or truck easily accross a floor. Free up space in garage or storage buildings.

These heavy duty dollies are U.S. made and rated at 6000 lbs. Low profile 1/4" powder coated steel plate. Polyurethane ball bearing won't mar floors and can turn 360° circle. Packed in sets of four each. These are not light weights!

Part No.	Description	
MS710	set of 4 (8" wide x 16" long)	set 149.00
MS711	set of 4 (12" wide x 16" long)	set 159.00

GOT TO SEE THESE!

MS652



•Counter or Bar Stool

We provide seven "GM" counter or bar stools. Great for your shop or rec. room. Their colorful 14" cushions swivel on chrome legs 30" high.

Part No.	Description	
MS650	GMC General Motors Trucks	each 99.95
MS651	Super Service	each 99.95
MS652	We Use Genuine Parts	each 99.95
MS653	Chevrolet Racing	each 99.95
MS654	Red Bowtie on all Black Seat	each 99.95
MS655	Ok Used Cars	each 99.95
MS656	Chevrolet GM Genuine Parts.....	each 99.95

MS651



MS654



MS655



MS650 Below!

MS653





PAINT, EXTERIOR

To date, most of our customers have found no supplier for the proper colors for vintage GM trucks. The only choice was to have paint mixed close to the original. We can now correct that problem. We have obtained a source for the more popular exterior colors for Chevrolet and GMC 1936 and up. 1/2 and 3/4 ton pickups usually require 1-1/2 gallons for good paint coverage. These are mixed in fresh acrylic enamel.

Note: Sorry, no paint shipped out of the 48 Continental United States.

• Paint Sheets

Lists the names and years of the various colors which were available from 1936 to 1966.

Part No.	Description		
LI124	1936-66 Chevrolet	each	.15
LI142	1938-66 GMC	each	.15



• Basic Colors - Chevrolet

Part No.	Description		
PT490Q	1936-42 Apple Green (not the pin stripe color).....	quart	56.50
PT490G	1936-42 Apple Green (not the pin stripe color).....	gallon	169.50
PT401Q	1936-48 Boatswain Blue	quart	56.50
PT401G	1936-48 Boatswain Blue	gallon	169.50
PT402Q	1936-48 Brewster Green	quart	56.50
PT402G	1936-48 Brewster Green	gallon	169.50
PT403Q	1936-48 Export Blue	quart	56.50
PT403G	1936-48 Export Blue	gallon	169.50
PT404Q	1936-52 Armour Yellow	quart	59.80
PT404G	1936-52 Armour Yellow	gallon	179.50
PT406Q	1936-55 Cream Medium	quart	56.50
PT406G	1936-55 Cream Medium	gallon	169.50



• Basic Colors - GMC

Part No.	Description		
PT801Q	1938-50 Ferrara Blue	quart	56.50
PT801G	1938-50 Ferrara Blue	gallon	169.50
PT802Q	1938-52 Morat Green	quart	56.50
PT802G	1938-52 Morat Green	gallon	169.50
PT803Q	1938-52 Narva Green	quart	56.50
PT803G	1938-52 Narva Green	gallon	169.50
PT806Q	1939-53 Brewster Green	quart	56.50
PT806G	1939-53 Brewster Green	gallon	169.50

• Red and Maroons - Chevrolet

Part No.	Description		
PT405Q	1936-52 Swifts Red	quart	59.80
PT405G	1936-52 Swifts Red	gallon	179.50
PT407Q	1936-72 Omaha Orange	quart	59.80
PT407G	1936-72 Omaha Orange	gallon	179.50

PAINT

...visit our website for **SPECIAL savings!**



PAINT, EXTERIOR (continued)

• Red and Maroons - GMC

Part No. Description

PT804Q	1938-52 Pimpernel Scarlet	quart	59.80
PT804G	1938-52 Pimpernel Scarlet	gallon	179.50
PT805Q	1938-53 Permanent Red	quart	59.80
PT805G	1938-53 Permanent Red	gallon	179.50

• Kildare Green

During 1939-46, Brewster green was the standard color on Chevrolet trucks. The other colors were non extra cost options. We now have the harmonizing green color that was placed on the cab and hood belt moulding of the Brewster Green trucks. An apple green stripe PT603AG was placed on the center of the belt line as a final touch.

Part No. Description

PT602	Kildare green	pint	42.50
-------	---------------------	------	-------

• Pin Striping Tape for Cabs

A final detail for the perfectionist. Furnished in the original width and most of the factory colors. Location and technical instructions included for 1939-46. (Example: Scarlet stripe was used over Boatswain Blue. Black was used over Medium Cream. Argent Silver stripe was used over Swifts Red and Black.)

Part No. Description

PT603AG	Apple Green.....	kit	13.00
PT603CM	Cream	kit	13.00
PT603LG	Light Green	kit	13.00
PT603SC	Scarlet.....	kit	13.00
PT603SI	Argent Silver	kit	13.00
PT603WH	White.....	kit	13.00

• Striping Tape

When you want to paint or spray your own cab stripe and not use the above colored tape. Once applied, the tape center can be pulled away to expose the paintable stripe surface. See LITERATURE SECTION for pin striping sheet, LI158.

Part No. Description

PT217	15 Yards per roll.....	each	24.95
-------	------------------------	------	-------

PAINT, INTERIOR

• 1936-38 Chevrolet Interior Powder Coating

Now available after 75 years! So much research and experimenting to get the 1936-1938 wrinkle interior appearance right. The color, the wrinkle, the texture of our powder coating will separate the men from the boys in any truck gathering. It is applied by a powder coating company in most medium sized towns. A 5 pound bag is enough for all removable interior parts such as door panels, upper window panels, dash, rear panel around window, windshield wiper plate and panel, etc.

Good News! All the panels requiring this color are attached to the cab with small screws. Therefore, this powder coating can even be used on the metal of a fair conditioned restored cab.

Part No. Description

PT700	5 pounds	149.50
-------	-------	----------	--------





PAINT, INTERIOR (continued)

• 1936-38 Chevrolet and GMC Special "Wrinkle" Finish

As original on these early trucks.

Part No.	Description		
PT700	Brown (Show quality, see above section)	5 pounds	149.50
PT135	Black	quart	38.50
PT128	Black, spray can	each	10.20



• Interior Paint

For cab, doors, dash, seat frame, etc. Formulated to exact color. Two quarts normally required.

Part No.	Description		
PT105	1939 Chevrolet, gray brown enamel	quart	55.50
PT106	1940-46 Chevrolet, special beige color "Hammered" type, as original. Gives that unique cloud or "fish eye" appearance. Instructions included	quart	58.95
PT106ES	1940-46 Chevrolet, special beige color "Hammered" type, as original. Gives that unique cloud or "fish eye" appearance. Instructions included. 11oz spray can	each	14.95
PT133	1941-46 GMC, silver brown enamel with slight metallic	quart	62.50

• Steering Wheel and Column Paint

Part No.	Description		
PT136	1946 Brown (1941-45 were black)	pint	39.50



PAINT, ENGINE AND TRANSMISSION

• Engine Paint

The best high-temperature engine enamel available anywhere. Exact factory colors to give your engine that "final touch". Fast drying.

Part No.	Description		
PT115	1929-62 Chevrolet six cylinder, grey	quart	45.95
PT117	1939-48 GMC six cylinder, olive	quart	45.95



• Transmission Paint

Gives the appearance of new cast iron. A must for the perfect restoration.

Part No.	Description		
PT138	12 ounce spray can	each	10.95

PAINT

...visit our website for **SPECIAL savings!**



• Exhaust Manifold Filler

Hi temp paste fills rust pit holes.

Part No. Description

MEE324	1936-52.....	each	15.00
--------	--------------	------	-------

• Engine Accessory Paint

Black. For generator, starter, distributor, frame, etc. High temperature.

Part No. Description

PT119	Black paint	quart	19.50
-------	-------------------	-------	-------

PAINT, BUMPER AND GRILLE

• Turret Grey

During World War II when chrome was not available, grey paint was substituted. We now have the proper enamel color as used on Chevrolet grilles, hub caps, bumpers, and hood strips during most of 1943-45.

Part No. Description

PT100	1943-45.....	quart	59.00
-------	--------------	-------	-------


• Paint Sprayer, Portable

Can be used to spray over 1,001 products. With this self-powered unit you can make your own sprayer for quality paints. Particularly good in spraying paints or doing smaller touch-up jobs. Sprays 12 to 16 ounces of liquid.

Part No. Description

PT124	Complete sprayer	set	9.95
PT125	Extra power unit.....	each	7.95
PT126	Extra product container, glass	each	2.00

FOR THE
PERFECTIONIST!



We Got Parts!

...visit our website for **SPECIAL savings!**



Most everyone has heard about POR-15.

We were so impressed with what this product can do for you in your restoration, we became a dealer! Whether you are painting the frame on a body-off restoration or just protecting your battery tray from acid chemicals, this "one time" application will do the job. Even great on farm machinery and underwater marine items. It's proven reputation is unequalled!!

• Metal Ready

Provides the best adhesion on any metal surface including aluminum and polished surfaces. It gently etches the metal and gives an ideal surface for coatings such as POR-15 after thoroughly degreasing, "Metal Ready" will neutralize rust and etch any clean bare metal. (This is not needed for the POR-15 coating below if the surface is grease free.)

Part No.	Description	
POR15DMRQT quart	21.95



• POR-15 Coating

This is what its all about !! Chemically combines with rust as you paint. No need to remove rust first. Great on truck and car parts such as frames, suspension, floor pans, corroded battery trays, and even engines. This is not just paint. It is so tough you will be surprised how little the chassis is effected by rocks on gravel roads.

Part No.	Description	
POR15DPSPG	Semi gloss black..... pint	34.75
POR15DPQB	Semi gloss black..... quart	55.75
POR15DPB	Black pint	36.95



• Fuel Tank Sealer

This high-tech sealer is formulated to not only stop pin hole leaks but resists all fuels including those with higher alcohol content. Stops rust corrosion, and leaks permanently. Chemically bonds to the inside tank metal surface. Seals up to a 25 gallon tank.

Part No.	Description	
POR15DQFTS quart	46.95



• Marine-Clean

Cleans and degreases in one application without leaving residues, noxious fumes or flammable solvents.

Part No.	Description	
POR15DQMC quart	13.00



• POR-15 Solvent

Specially formulated for easy cleanup or thinning of POR-15 Rust Preventive Paint.

Part No.	Description	
POR15QSLV quart	18.50

RADIO

...visit our website for **SPECIAL savings!**



RESTORED RADIOS

• Radio - Rebuilt AM

These under dash 60 year old radios have been disassembled and rebuilt to play like new. Includes speaker. Secures to lower edge of dash to the left of steering column. They are designed to attach under the dash at the left of the steering column. Brands will be Philco, Silvertone, GM, Airline, Etc. as above average 1939 to 1946 cores are available. Due to the rarity of rebuildable cores, please inquire on availability. **Made in USA**

Part No. Description

RERA121 1939-46 6 volt radioeach 450.00

RADIO ANTENNA

• Radio Antenna

Exact duplicate of the style used in the 1930's and 1940's with small red ball on top and bullet shape end on bottom. Stainless mast and hand polished chrome trim caps. Nice copy of an original that attaches to side of cab with two brackets. Show quality!

Part No. Description

RA108 1946 and older bodies.each 43.50

• Radio Noise Suppressors

On some applications annoying radio noise is picked up and heard through the speakers. This is usually due to original style copper spark plug wires. It can be eliminated with our suppressors. They originally were attached to three places on your truck's electrical system. Try one or all three to eliminate noise. Place on battery terminal of voltage regulator, battery side of coil, and armature side of generator..



Part No. Description

RA450 Radio suppressor.....each 19.95

• Voltage Reducer, Radio

Part No. Description

EL135 Drops 12 to 6 volts. Necessary if you have converted to a 12 volt system and use a 6 volt radioeach 19.95




SHEET METAL

...visit our website for **SPECIAL savings!**

CAB REPAIR PANELS

Save much body time attempting to make these unusual panels. Made in USA!




• Cowl Panel, Lower Front- Made in the USA.

Original gauge metal! Hand formed. 6" high.

Part No. Description

SM462L	1934-36 Left, one panel	each	250.00
SM462R	1934-36 Right, one panel	each	250.00
SM464L	1939-40 Left, Two piece set (1 inner and 1 outer)	set	98.00
SM464R	1939-40 Right, Two piece set (1 inner and 1 outer)	set	98.00
SM456L	1941-46 Left, Two piece set (1 inner and 1 outer)	set	85.00
SM456R	1941-46 Right, Two piece set (1 inner and 1 outer)	set	85.00



• Cab Corners - Lower

Finally a professionally made panel with tooling that correctly replaces the rear corners of the pickup cab. These are so often rusted beyond repair. Saves many hours of body shop time. Correct metal thickness and about 10" high.

Part No. Description

SM468	1936-46	pair	74.50
-------	---------	------	-------




• Cab Belt Corners - Upper

These patch panels fit curve on the corners of the cab. These four inch high metal panels are hand made and use the same gauge metal as the originals. They include the lower horizontal rib or belt that is so often rusted beyond repair. Extend from edge of door to around of back of cab where the horizontal panel SM459 begins.

Part No. Description

SM458L	1939-46	each	95.00
SM458R	1939-46	each	95.00



• Cab Horizontal Patch Panel Rear

This 4 inch high horizontal metal panel is two feet long and is straight. This rib or belt is often rusted beyond repair. This connects to the two corner patch panels above. (SM458L/R.)

Part No. Description

SM459	1939-46 Center (Approx: 4" high x 24" long)	each	65.00
-------	---	------	-------



• Door Patch Panels

These hand rolled and formed panels nicely replace your rusted out door skins. Includes the three right angle edges to bend over your door frame. The shorter panel will repair the spotted rust on the door bottom edge if all else is good. Professional installation recommended to insure a perfect final appearance! Welding these short panels is difficult for an amateur! Made in USA!

Part No. Description


SMD146L	1936-38 left, approx:6" high	each	55.50
SMD146R	1936-38 right, approx:6" high	each	55.50
SMD147L	1939-46 left, approx:6" high	each	55.50
SMD147R	1939-46 right, approx:6" high	each	55.50

• Door Patch Panels (continued)

Slightly curved replacement panel, you fit to door.

Part No. Description

SM308L	1936-38 Left, approx:26" high	each	98.00
SM308R	1936-38 Right, approx:26" high	each	98.00
SM309L	1939-46 Left, approx:25" high	each	98.00
SM309R	1939-46 Right, approx:25" high	each	98.00



SHEET METAL


...visit our website for **SPECIAL savings!**



• Door Bottoms

Will perfectly fit your original doors. These hand made pieces include the proper bends and curved edges. Original gauge metal. Made in USA!

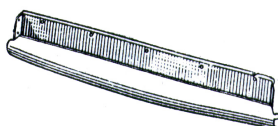
Part No.	Description		
SMD149L	1936-38 Left.....	each	85.00
SMD149R	1936-38 Right	each	85.00
SMD150L	1939-46 Left.....	each	85.00
SMD150R	1939-46 Right	each	85.00



• Floorboard and Toeboard Sections - Metal

New on the market ! Made in the USA in original gauge metal. Fits just right.

Part No.	Description		
FL301	1936-38 3-speed transmission, floorboard	each	125.00
FL302	1936-38 4-speed transmission, floorboard	each	125.00
FL303	1939-40 3-speed transmission, floorboard	each	125.00
FL304	1939-40 4-speed transmission, floorboard	each	125.00
FL305	1941-46 3-speed transmission, floorboard	each	125.00
FL306	1941-46 4-speed transmission, 1/2 ton, floorboard	each	125.00
FL307	1941-46 No holes for master cylinder, battery or shift lever. floorboard (street rod type floor)	each	125.00
FL308	1941-46 Toeboard.....	each	69.95



• Rocker Panels, Fit on cab below door.

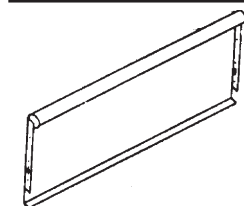
Part No.	Description		
SMR458	1936-38 Left, fiberglass	each	70.00
SMR459	1936-38 Right, fiberglass	each	70.00
SMR468	1939-46 Left, fiberglass	each	75.00
SMR469	1939-46 Right, fiberglass	each	75.00
SMR464	1939-46 Left, Metal, new tooling.....	each	125.00
SMR465	1939-46 Right, Metal, new tooling	each	125.00



•Panel Truck Tool Box Lid

Made in our own wood shop! Is an exact copy of an original found in a nice panel truck 15 years ago. Covers the in-floor tool box which is under the passenger seat. You provide the hardware. Note: See our website tech article "1941 Chevy Panel Truck Interior"

Part No.	Description		
FL196	1939-46 Tool box lid.....	each	25.50




BED SHEET METAL

• Front Bed Panels

Now, for the first time since discontinued by General Motors. 16 gauge, bends, welds, holes, etc., as original. Bolts into place as original. Price includes the mounting rod and the bolts, nuts, and washers for securing the panel to the bed sides and flat surface. Made in the USA.

Part No.	Description		
SM113	1934-39 Chevrolet, 1934-38 GMC, 15 x 45 3/4"	each	117.00
SM114	1940-46 Chevrolet, 1939-46 GMC, 15 x 48 1/2"	each	117.00

Note: 1939-46 GMC uses a metal bed floor (not wood).



• Tailgates

Formed steel, with ends. Ready for final sanding and painting. These quality tailgates are made to original specifications. In primer. Made in USA!

Part No.	Description		
SM117	1934-39 Chevrolet, non lettered. Also fits GMC	each	205.00
SM241	1939 Chevrolet, includes rolling script as original.....	each	250.00
SM207	1940 Chevrolet, with rolling script as original	each	265.00

SHEET METAL

...visit our website for **SPECIAL savings!**

BED SHEET METAL (continued)

• Tailgates (continue)

Part No. Description

SM172	1941-46 Chevrolet, non lettered. Will also fit GMC.....each	175.00
SM166	1940 Chevrolet or GMC, non lettered. Custom tailgate (not original).....each	205.00

Note: If you want the Chevrolet script on your 1934-38, use the 1939 tailgate (SM241).

Note: 1939-46 GMC uses a metal bed floor (not wood).

Note: SM207 has the correct large lower roll and requires SM175 , SMT196.

• Tailgate Ends

Part No. Description

SM226	1941-53 (included in SM321 and SM172)pair	28.00
-------	---	-------

• Tailgate Hinges and Adaptor, Stepside

Part No. Description

SM151	1934-39 (Also fits SM166.)each	16.95
SMT196	1940 Adaptorpair	52.00
SM175	1941-53.....each	11.00

Note: If you don't have the original hinge, we have the special hinge adaptor for large roll on the 1940 SM207 only. Use with SM175 with SMT196.

• Hidden Tailgate Latches, Stepside

For use in custom applications for replacing the old tailgate chains. This is a unique "locking" system that keeps them in open position when the gate is down. Zinc plated. These work great with the tailgate arms below.

Part No. Description

SM608	1941-72pair	85.00
-------	-------------------	-------

• Tailgate Support Arms, Stepside

When you want to eliminate the original tailgate chains! Hidden when gate is closed. Excellent for the custom stepped truck for something a little different! Zinc plated. Assembly includes upper and lower pivots, links, and installation hardware.

Part No. Description

SM610	1941-53 Chevrolet / GMC.....pair	60.00
-------	----------------------------------	-------

• Tailgate Chain Hook Protectors

Protect your newly painted tailgate from chips. This is always a problem where the chain enters the tailgate. The small clear vinyl covers are almost invisible!

Part No. Description

SM245	1932-53pair	1.25
-------	-------------------	------

• Tailgate Chains

Part No. Description

SM229	1932-53 Remove eyebolts if used on 1932-40, zinc plated.....pair	33.90
SMT300	1932-53 Stepside, polished stainless steel.....pair	49.50

• Tailgate Chain Cover

Protect the paint on your bed with these original type tubular covers. Includes water drain hole.

Part No. Description

SM246	1932-72 Stepside - black.....pair	4.75
SM2461	1932-72 Stepside - clear.....pair	7.95

SHEET METAL

...visit our website for **SPECIAL savings!**



• Running Board to Bed Apron

Metal reproduction. Exact bends and gauge. Made in the USA.

Left

Part No.	Description		
SM208	1934-36 1/2 ton.....	each	44.00
SM164	1937-39 1/2 ton.....	each	42.50
SM152	1940-46 1/2 ton.....	each	34.95
SM237	1940-46 3/4 ton.....	each	57.00

Right

Part No.	Description		
SM209	1934-36 1/2 ton.....	each	44.00
SM163	1937-39 1/2 ton.....	each	42.50
SM149	1940-46 1/2 ton.....	each	34.95
SM238	1940-46 3/4 ton.....	each	57.00

• Running Boards, See Miscellaneous Section

BED SIDES FOR STEPSIDE PICKUPS

Excellent 16 gauge metal reproductions. Includes stake pockets and corner bed strips. A few exceptions noted below are without these welded-on parts. (On these, use your own corners and stake pockets.) Made in the USA.


Note: The 1934-36 bed sides can be purchased with or without the center wheelwell humps which provides clearance for original lever action shock absorber arms. For 1940-46 GMC metal bottom beds. See Metal Bed Floors in our Bed Part Section.


• Bed Sides for Stepside Pickups - 1/2 Ton

Part No.	Description		
**SM244L	1934-36 Left, without humps, no lever action shocks.....	each	410.00
**SM244R	1934-36 Right, without humps, no lever action shocks	each	410.00
SM222L	1937-39 Left, no stake pockets or corner strips.....	each	254.25
SM222R	1937-39 Right, no stake pockets or corner strips	each	254.25
SM223L	1937-39 Left complete	each	410.00
SM223R	1937-39 Right complete.....	each	410.00
SMB398	*1940 Left complete.....	each	449.00
SMB399	*1940 Right complete	each	449.00
SMB400	1941-46 Left, with fender holes as original	each	369.00
SMB401	1941-46 Right, with fender holes as original.....	each	369.00

***Note:** The 1940 bed sides are similar to the 1941-46 design however the chain connection is a separate welded-on bracket.

****Note:** The 1934-36 Bed sides have approx: 72" length while 1937 and newer increased an additional 5 inches.





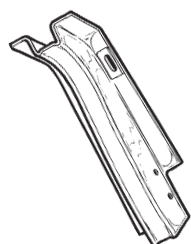
• Chevrolet Long Bed for Stepside Pickups - 1/2 and 3/4 Ton

Part No.	Description		
SM233L	1937-39 Left.....	each	449.75
SM233R	1937-39 Right	each	449.75
SM211L	1941-46 Left complete	each	435.00
SM211R	1941-46 Right complete.....	each	435.00

• GMC Long Bed for Stepside Pickups, 1/2 and 3/4 Ton

These 16 gauge sides are slightly longer than Chevrolet in the 1937-38. They are all just like they came originaly. Includes welded on stake pockets and punched steel angle strips. Holes included for fender and front bed panel instillation. Chain bracket rivited and spot welded to the rear stake pocket.

Part No.	Description		
SMB390	1937-39 long 1/2 & 3/4 ton, left.....	each	415.00
SMB391	1937-39 long 1/2 & 3/4 ton, right	each	415.00
SM211L	1941-53 long 1/2 & 3/4 ton, left.....	each	435.00
SM211R	1941-53 long 1/2 & 3/4 ton, left.....	each	435.00



• Stake Pockets

Contour and metal gauge as original. Weld to bed sides. Made in the USA.

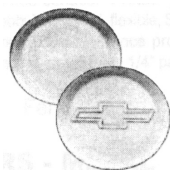
Part No.	Description		
SM161F	1934-39 Front, right or left	each	44.50
SM161LR	1934-39 Left rear	each	44.50
SM161RR	1934-39 Right rear	each	44.50
SM160F	1940-53 Front, right or left	each	48.50
SM162LR	1940 Left rear	each	56.95
SM162RR	1940 Right rear	each	56.95
SM160LR	1941-53 Left rear	each	48.50
SM160RR	1941-53 Right rear	each	48.50



• Tailgate Chain Brackets

Attaches to bed side to hold tailgate chain.

Part No.	Description		
SMB300	1934-40.....	pair	28.95



• Bed Side Hole Cap, 1-3/4" Diameter Roll

For the finishing touch on your modified truck. A rubber O-ring band surrounds the outside of the metal cap and holds it in place. Just press in and the job is done.

Part No.	Description		
SMC100	1940-66 Smooth finish.....	pair	39.95
SMC101	1940-66 With a Bowtie cut in the smooth surface	pair	49.95

SHEET METAL

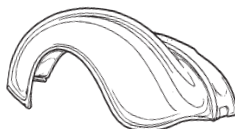
...visit our website for **SPECIAL savings!**



•Bed Roll Custom Lights

For the custom non-original stepside pickup. Fits in the bed roll and is a great addition to the original taillights. A pair of single filament units are extra stop or turn signal lights. Your wiring runs forward through bed roll, down a stake pocket and connects to the tail light harness. An included rubber O ring keeps this light secure in bed roll. Complete with lens, housing, sockets, wiring, and instructions. A great extra.

Part No.	Description	
SMC120	1940-66 Stepside 1 5/8" diameter roll.....pair	81.50



FENDERS, Fiberglass

We offer fiberglass fenders, which we feel are the best available. Molds for these fenders have been formed from "New Old Stock" GM fenders. These fiberglass units are the state-of-the-art and will be an excellent replacement for those almost extinct good metal originals.

• Front

Part No.	Description	
SM259L	1934-35 Left, 1/2 ton.....each	410.00
SM259R	1934-35 Right, 1/2 toneach	410.00
SM260L	1936 Left, 1/2 ton.....each	410.00
SM260R	1936 Right, 1/2 toneach	410.00
SM261L	1937-38 Left, 1/2 and 3/4 ton.....each	429.00
SM261R	1937-38 Right, 1/2 and 3/4 toneach	429.00
SM262L	1939-40 Left, 1/2 and 3/4 ton.....each	434.00
SM262R	1939-40 Right, 1/2 and 3/4 toneach	434.00
SM263L	1941-46 Left, 1/2 and 3/4 ton.....each	450.00
SM263R	1941-46 Right, 1/2 and 3/4 toneach	450.00


• COE (Cab-Over-Engine) Front Fenders and Grille Panel, Fiberglass

Part No.	Description	
SM264L	1941-46 Left fendereach	590.00
SM264R	1941-46 Right fendereach	590.00
FP658	1941-46 Fiberglass grille panel with barseach	455.00

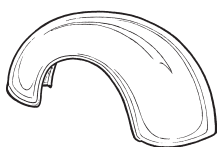


• Front Inner Fender, Molded Fiberglass

Part No.	Description	
SMF3436L	1934-36 Left.....each	168.00
SMF3436R	1934-36 Righteach	168.00
SMF3738L	1937-38 Left.....each	168.00
SMF3738R	1937-38 Righteach	168.00
SMF4146L	1941-46 Left.....each	229.50
SMF4146R	1941-46 Righteach	229.50



TL



FENDERS, Fiberglass (continued)

• Rear

Part No.	Description	
SM255L1	1934-36 Left, 1/2 ton Panel, Suburban, and Pickup	each 385.00
SM255R1	1934-36 Right, 1/2 ton Panel, Suburban, and Pickup.....	each 385.00
SM256L	1937-38 Left, 1/2 and 3/4 ton.....	each 385.00
SM256R	1937-38 Right, 1/2 and 3/4 ton	each 385.00
SM400L	1939-46 Left, 1/2 and 3/4 ton Panel and Suburban.....	each 346.00
SM400R	1939-46 Right, 1/2 and 3/4 ton Panel and Suburban	each 346.00
*SM257L	1939 Left, 1/2 and 3/4 ton.....	each 399.95
*SM257R	1939 Right, 1/2 and 3/4 ton	each 399.95
SM258L	1940-46 Left, 1/2 and 3/4 ton.....	each 358.00
SM258R	1940-46 Right, 1/2 and 3/4 ton	each 358.00


***Note:** Due to a narrower bed on the 1939, its rear fenders are wider than those on the 1940-46. These 1939 units are also excellent when using wide tires on the more custom 1940-46 trucks. For those using this wider fender on the 1940-46, we also have the appropriate wider running boards (MSR225). See the MISCELLANEOUS section under Running Boards.

• Fender Protectors

Stop fender paint stars! Yes, sharp gravel points hitting under your fenders at high speed can put unsightly stars on the top painted surface. Protect your fiberglass and metal fenders. Deflect road gravel using specially developed "knobby" designed, flexible, black panels that form and adhere to the underside of your fenders. Great insurance protection against paint stars. Guaranteed not to separate when applied properly. Each kit contains two 1/4" panels, 10" x 42", adhesive, and instructions.

Part No.	Description	
SMP100	Fender protectors.....	pair 69.50

MSB101



MS109

• Fender Braces

Part No.	Description	
MSB101	1937-38 Rear fender.....	pair 45.00
MSB100	1940-41 Rear fender. Original style brace for lower rear of fender	each 24.75
MS109	1940-46 Rear fender. Fits under top crown of fender. Original on 1942-46, but excellent support on all 1940-46 pickup rear fenders.....	each 29.50

MISCELLANEOUS

• Grille Shell or Housing

Fiberglass copies made from originals. Stainless correct grilles, See Front Parts Section!

Part No.	Description	
FPG546	1934-35.....	each 314.00
FPG547	1936.....	each 314.00

SM525

TL



• Hoods

Quality fiberglass hoods for the non-original street rod enthusiast. We provide a one piece top and optional sides. You furnish firewall mounted hood hinges which allow the hood top to open like later model vehicles. **(Hood tops must ship truckline.)**

Part No.	Description	
SM525	1937 Top, one piece	each 499.00
SM526	1937 Sides, with original style louvers.....	pair 270.00
SM527	1937 Sides, no louvers, smooth	pair 242.00

SHEET METAL

...visit our website for **SPECIAL** savings!



• Hoods, Fiberglass (continued)

Part No.

Description

SM542	1938 Top, one piece	each	479.00
SM544	1938 Sides, no louvers, smooth	pair	257.00



• Rear Valance Edge, Panel, Suburban (Below double doors.)

The upper edge of this panel welds against body. Correct horozonital ribs.

Part No.

Description

SM574	1939-46 1 3/4" wide	pair	89.50
-------	---------------------------	------	-------

• Sheet Metal Tools

These Spotweld Cutters are the Professional's choice for removing spot welds. They make body panel repairs easy. By cutting around the spot weld and leaving the underlying panel undamaged, the damaged panel can quickly be taken off. The panel can be repaired and welded back on or a new panel be put back using the spotweld cutters to make plug holes for welding. Our Spotweld Cutters are used in a regular hand-held drills. There's no need to buy expensive spot weld guns to drill out spotwelds. So, whether you work in a high-end collison shop or in your garage restoring your dream machine, these Spotweld Cutters will make life easier.

Part No.

Description

TL093	Spotweld Cutter, Premium With Skip Proof Arbor	each	49.95
TL094	Spotweld Cutter, Premium With Standard Pilot	each	32.04
TL224	Spotweld Cutter, Double-End	each	18.50
TL096	Spotweld Cutter Kit, Premium With Skip Proof Arbor (3) 3/8" Cutters, Arbor w/ Skip-Proof Pilot, & Extra Pilot	each	54.95
TL082	Spotweld Cutter Kit, Premium With Standard Arbor (3) 3/8" Cutters, Arbor w/ Standard Pilot, & Extra Pilot	each	49.59
TL1083	Replacement Cutters for TL094, TL093 , TL082 & TL096 . (3) 3/8" Cutters	set	34.95
TL214	Replacement Cutters for TL224 Three Double-End cutters (3) 3/8" Cutters	set	17.28
TL750	Cutter Stick Lubricant For Spotweld Cutter 1.6 oz tube	each	6.95

This Sheet Metal Flanger makes a perfect step joint fast and easy! Repairs made in half the time with absolutely no stretching or distortion of material. Makes a perfect joint even through underbody deadener in sculptured contours and high crowns. No need to remove parts of the vehicle - with the Blair Flanger, all work is performed from one side. Lightweight 7" cam action flanger springs open for quick release and position of next compression.

Part No.

Description

TL229	Flanger, For Sheet Metal, Makes a perfect joint	each	34.95
-------	---	------	-------



TL093



TL082



TL224



TL1083



TL214



Make Step Joints

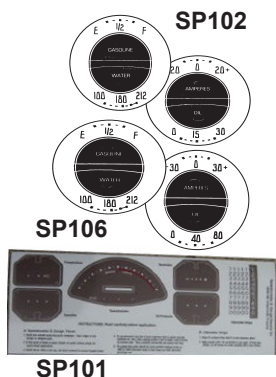


Weld Joint



SPEEDOMETER AND GAUGE

...visit our website for **SPECIAL savings!**



• Gauge Refacing Kits

Finally, a proper refacing kit for those otherwise good dash gauges. Many hours and much talent put into this project. If your gauges work, you can make them look like new with this kit. Custom waterless, stick-on decals perfectly cover those weathered gauges. Exact, as original. Kit includes detailed instructions, plus decals to do all instruments, speedometer and odometer.

Part No. Description

SP107	1934-35 Chevrolet, black. For 90 mph gauge	set	10.50
SP102	1936-39 Chevrolet, cream. For 100 mph gauge	set	12.75
SP106	1936-39 GMC, dark cream. For 80 mph gauge	set	12.75
SP101	1940-46 Chevrolet, brown. For 100 mph gauge	set	12.75
SP174	1940-46 GMC, dark cream. For 80 mph gauge	set	12.75



• Speedometer - New

Yes, we just had these produced! Look just like over 65 years ago. No core charge.

Part No. Description

SP179	1940-46 Chevrolet	each	195.00
-------	-------------------------	------	--------




• Odometer - New

Correct black 10th wheel with white numbers. The other five wheels are white with black numbers. The gear on end has the correct straight teeth, not tapered.

Part No. Description

SP180	1937-1939 and 1947-1954	each	34.75
SP109	1934-1935 and 1955-1959 Decal only	set	9.95

Note: SP109 is Set 7 rows of white on black numbers and 7 row of black on white number.



• Speedometers - Rebuilt

Professionally rebuilt AC Delco units. Not reproductions. Include new odometer, needle, and face decal, as appropriate. Other items rebuilt or replaced. Show quality. We supply original units, non-repairable imports.

Part No. Description

RESP168	*1934-35 Chevrolet (attaches to square end type cable)	each	210.00
RESP169	*1936 Chevrolet (attaches to square end type cable)	each	210.00
RESP184	1937-39 Chevrolet	each	210.00
RESP170	*1936-39 GMC (attaches to square end type cable)	each	210.00
RESP179	1940-46 Chevrolet	each	210.00
RESP171	1940-46 GMC	each	210.00
RESP174	*1940-46 GMC Big truck (attaches to square type cable)	each	210.00
SP187	Core charge for speedometers listed above	core	60.00

NOTE: *These units have a correct large 7/8" rear threaded shaft. The others are 5/8".



RESP231

• Gauge Clusters - Professionally Rebuilt

We can restore your 1940-46 cluster to excellent condition including new glass, chrome bezel, gaskets, painted metal, new decals on working checked gauges, rebuilt speedometer, etc. You will really like this! **Exchange only.**

Part No. Description

RESP230	1940-46 Chevrolet	each	450.00
RESP231	1940-46 GMC	each	450.00
RESP230V	1940-46 Chevrolet Heat gauge extended for V-8	each	450.00
RESP231V	1940-46 GMC Heat gauge extended for V-8	each	450.00
SPC233	Core charge for RESP230, RESP231, RESP230V and RESP231V	core	100.00

Note: Gauges, rebuilt cleaned, repaired, with new face decal. For the show truck. Inquire about rebuilt 1934-39 Chevrolet and GMC, gauges. Special order as cores are available! Yes, your older gauges are probably rebuildable if they haven't been under water.

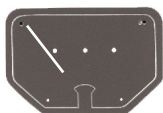
SPEEDOMETER AND GAUGE

...visit our website for **SPECIAL** savings!




GAUGES

We have new (or restored to look and operate new) gauges for the 1934-46 trucks. Let us know your specific needs if you don't require our complete restored clusters listed in this catalog. Important: We can restore your other GM truck gauges. Send us your cores. Inquire about other years. Inquire about other New Gauges!



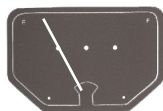
• Oil Gauge, GM Rebuilt

Part No.	Description		
RESP265	1934-35 Chevrolet 30lbs	each	55.00
RESP273	1936-39 GMC 80lbs	each	55.00
RESP269	1936-39 Chevrolet 30lbs	each	55.00
RESP234	1940-46 Chevrolet 30lbs	each	55.00
RESP239	1940-46 GMC 80lbs	each	65.00
ME679	core charge	core	35.00



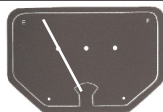
• Amp Gauge, GM Rebuilt

Part No.	Description		
RESP264	1934-35 Chevrolet	each	45.00
RESP270	1936-39 Chevrolet	each	45.00
RESP235	1940-46 Chevrolet	each	40.00
RESP237	1940-46 GMC	each	40.00
ME679	core charge	core	35.00



• Fuel Gauge, GM Rebuilt

Part No.	Description		
RESP266	1934-35 Chevrolet 6 volt	each	60.00
RESP268	1936-39 Chevrolet 6 volt	each	60.00
RESP255	1940-46 Chevrolet 6 volt, White needle.....	each	60.00
RESP256	1940-46 Chevrolet 12 volt, White needle.....	each	60.00
RESP253	1940-46 GMC 6 volt, Red needle	each	60.00
RESP254	1940-46 GMC 12 volt, Red needle	each	60.00
ME679	core charge	core	35.00



• Fuel Gauge, New, Looks just like GM!


Part No.	Description		
SP256	1940-46 Chevrolet 12 volt, White needle.....	each	85.00



1934-35
Chevrolet



1936-39
Chevrolet



1940-46
Chevrolet

• Temperature Sending Unit - GM Mechanical Rebuilt

Complete recharged GM gas filled unit, including dash gauge new, line, engine head sending unit, and new face decal. **Note:** We now offer extended tubing line for V8's.

Part No.	Description		
REME920	1934-35 Chevrolet	each	80.00
REME921	1936-39 Chevrolet	each	80.00
REME922	1936-39 GMC	each	80.00
REME923	1940-46 Chevrolet	each	80.00
REME924	1940-46 GMC	each	80.00
REME920V	1934-35 Chevrolet (extended to 60" for V-8)	each	95.00
REME921V	1936-39 Chevrolet (extended to 60" for V-8)	each	89.00
REME922V	1936-39 GMC (extended to 60" for V-8)	each	89.00
REME923V	1940-46 Chevrolet (extended to 60" for V-8)	each	89.00
REME924V	1940-46 GMC (extended to 60" for V-8)	each	89.00
ME671	Core charge for above sending units. Must have dash gauge head and engine probe. Hollow line not important	core	50.00

SPEEDOMETER AND GAUGE

...visit our website for **SPECIAL** savings!

• Temperature Sending Unit - New Mechanical Six Cylinder, Looks just like GM!



Part No.	Description		
MEE001	1940-46 Chevrolet	each	59.95
MEE002	1940-46 Chevrolet extended for V-8	each	59.95
MEE003	1940-46 GMC	each	59.95
MEE004	1940-46 GMC extended for V-8	each	59.95



SPEEDOMETER CABLES AND GROMMETS

• Speedometer Cables with Metal Wrap Housing

Exact as original. Made in the USA! Show quality.

Part No.	Description		
ME485	1934-36 Chevrolet and 1936-46 GMC with square end connect at speedometer end - 65"	each	46.50
ME2721C	1937-46 Chevrolet - 65"	each	39.50
ME812	1939-59 Cab over engine body - 108"	each	46.50



• Speedometer Cables with Black Vinyl Housing


Excellent replacement.

Part No.	Description		
ME2274	1937-46 65" long	each	26.50
ME811	1939-59 Cab Over Engine body - 108 1/2" long	each	42.50



• Speedometer Cable Firewall Grommet

Part No.	Description		
FP183	1936-59	each	1.75



Special order!

• Speedometer Ratio Adapter

Corrects the error in your speedometer when your rear tires or total differential has been changed. Fits all GM applications. Simply follow a vehicle with a correct speedometer and tell us what correction you need. We will have a ratio adapter custom built for your truck. Takes minutes to install to your transmission! Made in the USA.

Part No.	Description		
SP249	1934-72 Special order per your specifications, NO refunds. ...	each	97.50



GLASS DASH BEZELS, PANELS, NEEDLES, ETC.

• Bezel for Gauge Cluster

Chromed steel. Show quality!

Part No.	Description		
SPS400	1940-46 Chrome, not painted	each	39.00



• Speedometer Glass Panels

Has white lettering, as original. Exact for 1940-46. Made in the USA.

Part No.	Description		
SP189	Chevrolet, 100 mph	each	29.00
SP190	GMC, 80 mph	each	16.95

Like SP189 above except is printed with higher maximum oil pressure and water temperature numbers. Excellent if you have a more modern 235 six cylinder. Oil pressure is 60 lbs. Temperature is 220 degrees.



Part No.	Description		
SPS001	1940-46 Chevrolet, 100 mph with higher numbers	each	18.50



• Speedometer Bezel to Glass Gasket

Part No.	Description		
SP188	1940-46 Use with SP189 and SP190	set	4.75



• Speedometer Needles, All Metal

Part No.	Description		
SP223	1940-46 Chevrolet, white	each	9.65
SP224	1940-46 GMC, red	each	9.65

TRIM

...visit our website for **SPECIAL savings!**



TR102



EMBLEMS AND ORNAMENTS

• Grille Emblems

Chevrolet only.

Part No. Description

TR283	1934-35 Three color porcelin over metal.....each	48.00
TR102	1941-46 Chrome, plus with red and blue paint..... each	25.50

TR101



• Hood Side Emblem

Show chrome with dark blue background as original. Show quality.

Part No. Description

TR101	1936-38 Chevrolet pair	69.50
-------	------------------------------	-------




TR143

• Hood Ornaments

Finally, we have these in demand, front chrome ornaments. Necessary to hold the front of hood in place. Made in USA!

Part No. Description

TR143	1937 Chevrolet each	249.00
TR143NC	1937 Chevrolet (non-chrome)..... each	155.00
TR164	1938 Chevrolet each	249.00
TR164NC	1938 Chevrolet (non-chrome)..... each	155.00
TR165	1939-40 Chevrolet (chrome with red strips)..... each	249.00
TR165NC	1939-40 Chevrolet (non-chrome)..... each	155.00



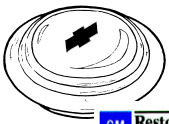
WHEEL RINGS

• Stainless Steel Wheel Rings

As used on deluxe pickups. Top quality! The mirror finish looks great in combination with our hub caps. 1 3/4" wide.

Part No. Description

TR146	15" each	26.00
TR147	16"..... each	26.00



HUB CAPS

For Chevrolet and GMC pickups, we are the hubcap source! Like original in shape and color. A perfect addition for your special truck. Fits factory inside clip wheels.

Part No. Description

TR300	1935-36 Chevrolet. As TR118 below except is a complete wire wheel cap with stainless skin each	69.50
TR118	1935-36 Chevrolet. A brass skin for your original 17" wire wheel cap. Ready to attach to your base and then you have chromed. The complete unit looks just like factory each	20.00
TR128	1936 Chevrolet. For factory 17" artillery wheel. Polished stainless. With Blue Bowtie emblem each	39.00
TR140NC	1937-60 Chevrolet or GMC 1/2 ton, non-chrome. No-logo rounded babymoon style. You chrome or paint. each	7.50
TR140SS	1937-66 Chevrolet or GMC 1/2 ton, stainless, Smooth rounded babymoon style with no logo.....each	25.75
TR129	1936-46 GMC 1/2 ton and 1936-45 GMC 3/4 ton, stainless with black letterseach	32.75

TRIM

...visit our website for **SPECIAL savings!**

HUB CAPS (continued)

Part No.	Description	
TR156	1937-38 Chevrolet 1/2 and 3/4 ton, stainless	each 39.50
TR154	1939 Chevrolet 1/2 and 3/4 ton, stainless	each 39.50
TR130	1940 Chevrolet 1/2 and 3/4 ton, stainless	each 39.50
TR131	1941-46 Chevrolet 1/2 ton and 1941-45 3/4 ton, stainless.....	each 32.00
TR144	1946-53 Chevrolet 3/4 and 1 ton, stainless with red letters	each 48.50
TR320	1946-53 GMC 3/4 and 1 ton, stainless with red letters.....	each 59.50

NOTE: The TR144 and TR320 fit 15" and 17" original split rim wheels.

• Hub Cap Wheel Clip

Secures original hubcaps to factory wheels. Made with spring steel as original. Nicely replaces rusted and broken clips. Made in the USA.

Part No.	Description	
ME150	1936-60 1/2 ton.....	each 1.95

MISCELLANEOUS TRIM ITEMS

• Hood Strips, Show Quality

Polished stainless with red center. (The horizontal strips on hood sides)

Note: Retaining clips if needed are in TRIM SECTION.

Part No.	Description	
FP634	1939-40 Chevrolet only.....	pair 84.75
FP649	1941-46 set of 6. Chevrolet only	set 94.50
FP642	1936-37 Non chrome with fasteners. GMC only	each 14.95

NOTE: 1936 GMC takes 10 strips per truck, and the 1937 GMC take 8 strips per truck.

• Hood Side Trim Strip Clips

For above strips.

Part No.	Description	
TRC124	1939-40 One per strip (has threaded stud retainer)	each 2.45
TRC123	1939-40 Five per strip (twist tab to install)	each 2.00
TRC115	1941-46 One per strip (has threaded stud retainer)	each 2.45
TRC116	1941-46 Three per strip (twist tab to install)	each 2.00

• Dash Trim Clips

Secures horizontal trim to dash. Twist tab to install.

Part No.	Description	
TRC116	1940-46	each 2.00

• Grille Center Horizontal Clip

Secures the original center divider horizontal grill strip to grill.


Part No.	Description	
TRC113	1941-46 (twist tab to install).....	each 2.00

• Grille Bar Clips, COE

Part No.	Description	
TRC111	1941-46 Chevrolet, cab over-engine grille bar clips. Hand made. Zinc plated. Show quality. Requires about 40.	each 3.50

UPHOLSTERY

...visit our website for **SPECIAL savings!**



UPHOLSTERED SEAT KITS

Quality interiors to complete your restoration. Now available, interiors for the perfectionist. Complete seat kits for the old GM pickups. These are pre-made with piping, dimensions, and stitching, as original. These covers are ready for you to install on your springs and frame. Seat material available in grain brown or black. Very close to the original. All seat kits below require UP100 Installation Kit.

Part No. Description

UP150BN	1937-Early 38 Grain Brown (with split bottom seat)	each	170.35
UP150BK	1937-Early 38 Black (with split bottom seat).....	each	170.35
UP221BN	1938 Grain Brown.....	each	130.80
UP221BK	1938 Black.....	each	130.80
UP101BN	1939-46 Grain Brown.....	each	135.00
UP101BK	1939-46 Black.....	each	135.00

• Seat Kits, Installation Kit

Part No. Description

UP100	Installation kit includes cotton, burlap, clips, and instructions.....	kit	43.50
-------	--	-----	-------



• Seat to Frame "C" Clips

If your originals are broken, we have the replacements. Secures seat material to frame edges with no holes.

Part No. Description

UP220	1937-59 70 clips	set	4.95
-------	------------------------	-----	------

• Sunvisor Bracket

Not marketed in 50 years! This rare accessory is now available. Exact copy of an original including chrome plating. Bracket only. Right or left. (This should even work on the 1936-38 body style.

Part No. Description

UPV138	1939-46.....	each	26.95
--------	--------------	------	-------

• Sunvisor Bare Pad

A GM accessory installed by the authorized Chevrolet and GMC dealers. Right or left pad. Sold Each. Excellent for those who want to cover their visor for a custom look or use a beige cloth covered pad close to original. Also used on other cars and trucks in the 1940's, 1950's and 1960's. Dimensions 6" x 15 1/2". Can be used with UPV138 chrome bracket.

Part No. Description

UPV129	1939-46 Uncovered Board as original, you cover.	each	29.95
UPV127	1939-46 Beige Cloth Upholstered Pad	each	49.50




UPV129

• Sunvisor Combo - Pad and Chrome Bracket

A new chrome bracket and cloth upholstered pad. Made from a 65 year old original we borrowed from a customer. The beige cloth covered pad is 6" x 15.25". Show quality. This unusual accessory was available at the Chevrolet dealers in the 1940's. As trucks were for work only and money way limited, few visors found buyers.

Part No. Description

UPV128	1939-46	each	69.95
--------	---------------	------	-------





UPHOLSTERY

...visit our website for **SPECIAL savings!**

HEADLINERS AND KICK PANELS

• Headliners, Fiberglass

In addition to our original cardboard style, we now have one piece fiberglass copies. These are easy to install and are already formed to the shape of your cab. Can be painted or even covered with cloth. Made in the USA.

Part No. Description

UPH150	1937-38	each	155.00
UPH149	1936 Correct rear cab panel, will also fit 1937-38	each	99.00
UPH151	1939-46.....	each	155.00



• Headliner ABS Plastic 1939-1946 One Piece Formed

Preformed ABS plastic headliner has leather grain texture. Depending on the year of the truck; some trimming is required on driver and passenger sides. Ships oversized but small them fiberglass. Made in the USA! The advantage of ABS is that this material combines the strength and rigidity of the acrylonitrile and styrene polymers with the toughness of the polybutadiene rubber. The most important mechanical properties of ABS are impact resistance and toughness. Improve impact resistance, toughness, and heat resistance.

Part No. Description

UPH163	1939-46	each	189.00
--------	---------------	------	--------

• Pickup and Larger Truck Headliners, Heavy Fiberboard

All headliners from 1936 to 1953 were originally Medium Brown. You hand cut "one piece" 1937-38, 1939, and 1940-mid 41. Die cut "two piece" mid 1941-46.

Part No. Description

UP2391	1934-36 Medium Brown. <u>Two</u> sheets provided for you to cut and form. Also good for Universal use	pair	48.00
UP2392	1934-36 Black. <u>Two</u> sheets provided for you to cut and form. Also good for Universal use	pair	48.00
UP1051	1937-38 Medium Brown. Forming with ammonia and water necessary.....	each	40.00
UP1052	1937-38 Black. Forming with ammonia and water necessary	each	40.00
UP1054	1937-38 Gray. Forming with ammonia and water necessary	each	40.00
UP1061	1939 Medium Brown. Forming with ammonia and water necessary.....	each	40.00
UP1062	1939 Black. Forming with ammonia and water necessary	each	40.00
UP1141	1940-41 Medium Brown. Forming with ammonia and water necessary.....	each	40.00
UP1142	1940-41 Black. Forming with ammonia and water necessary	each	40.00
UP1144	1940-41 Gray. Forming with ammonia and water necessary	each	40.00
UP2431	1940-41 Medium Brown. Die cut	each	40.00
UP2432	1940-41 Black. Die cut.....	each	40.00
UP2071	1942-46 Medium Brown. Two piece type.....	pair	35.50
UP2072	1942-46 Black. Two piece type.....	pair	35.50
UP2074	1942-46 Gray. Two piece type	pair	35.50



UPHOLSTERY

...visit our website for **SPECIAL savings!**



• Panel Truck Headliners, Heavy Fiberboard

Part No. Description

UP1111	1939-46 Medium Brown. One piece	each	39.00
UP1112	1939-46 Black. One piece	each	39.00




• Headliner Washers

Necessary to hold the above factory cardboard sheet against cab roof. Exact as original. (These were used to hold up center of the one piece headliner prior to center bow in 1942.)

Part No. Description

UP112	1934-41 Black rubber over metal. Set of 3	set	4.00
-------	---	-----	------



• Kick Panels, Heavy Fiberboard, Made in USA!

Part No. Description

*UP2461	1936-38 Medium Brown.....	pair	37.50
*UP2462	1936-38 Black.....	pair	37.50
UP2471	1939-46 Medium Brown.....	pair	15.50
UP2472	1939-46 Black.....	pair	15.50

***Note:** These 1936-38 units even include the sewed-on edge welting just like original!

1939 Chevrolet

A LINE OF "HUSKIES" ON HITLER'S TRAIL

"Somewhere in Africa" these and other long lines of Chevrolet trucks are moving forward with our fighting men in irresistible pursuit of the Axis. . . . And all over the embattled world Chevrolet-built airplane engines, anti-aircraft guns, armor-piercing shells and other war equipment are likewise serving side by side with our fighting men. . . . They're the world's best fighting men, and they deserve the world's best equipment—in a great, growing, inexhaustible stream—in
VOLUME FOR VICTORY!



Chevrolet trucks on duty in the North African campaign.

DIVISION OF **CHEVROLET
GENERAL MOTORS**

USED PARTS

...visit our website for **SPECIAL** savings!



We are the leader in sales of used truck parts for 1934-72. Chances are good we will find your needs in our large inventory. The items are very restorable and are not rebuilt or upgraded. Inquire about items not listed here.

Note: These parts are in good restorable condition.

- **Air Breather**

1937-40 and 1941-46 Oil bath

- **Ash Tray**

1940-46

- **Axle, front**

- **Bed Sides**

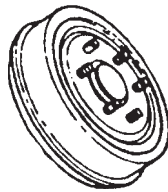
A major price drop from our new bed sides. May have some scrapes and minor tears. Includes stake pockets.
1941-53 1/2 ton

- **Brake Drums - Front or Rear**

Turned, ready to install.

1938-50 Rear

1938-50 Front with hubs



- **Bumpers**

Many available for 1 1/2 ton large trucks \$50.

- **Bumper Braces**

1941-46 Chevrolet or GMC



- **Cab Interior Sheet Metal**

Most items available.

- **Cylinder Heads**

No valves or guides.

Chevrolet six cylinder, cleaned and checked for cracks

GMC six cylinder, cleaned and checked for cracks

- **Doors, Without Hardware**


Check on condition. Will ship by UPS.

1939-46

- **Distributor**

1937-53 Chevrolet 216 engine

1941-53 Chevrolet 235 engine



- **Engine To Frame Side Plates**

216 six cylinder

- **Exhaust and Intake Manifold Combination**

Specify Chevrolet 216 or 235 engine (inquire)

- **Glovebox Lock with Key**

1940-53 Nice appearance.

- **Glovebox Doors**

1936-38, 1939, or 1940-46 Specify year.

- **Headlight Stand**

1939-40 Left or right



- **Headlight Buckets**

1941 or 1942-46 Left or right

- **Hoods**

1941-46 Chevrolet

- **Hood Strips**

Horizontal trim on hood sides. Specify left or right.

1941-46 Chevrolet



- **Grille Emblem**

Will have some pits and fair chrome.

1941-46 Chevrolet

- **Horns**

1937-52 Original, 6 volt, works good, but needs cosmetics

- **Ignition Housing with Key and Cylinder**

1940-46 Without cable to coil

1940-46 With cable to coil

- **Lower Air Filler Panel**

1941-46

- **Oil Filter Assembly**

The outer housing needs cleaning and painting.

Chevrolet, six cylinder, with new lines and new cartridge



USED PARTS

...visit our website for SPECIAL savings!

- **Oil Pans**

Six cylinder (specify year)

- **Radiators**

1946 and older. Pressure checked. When available

- **Rear Window Die Cast Metal Frame**

1936-38

- **Running Boards**

1937-38, 1939-40, and 1941-46 1-1/2 and 2 ton, left or right. Check on availability.

- **Seat Cushion Springs**

1939-46 Needs totally reupholstered.

- **Shock Absorbers**

1946 and older, single action lever type with arms

- **Spindle**

1941-50 1/2 or 3/4, and 1 ton, for front axle

- **Steering Column**

Complete with good box and shaft (specify year)

- **Valve Cover**

Stock both Chevrolet and GMC style.

- **Valve Cover Kits**

If you place a late model 235 engine in your 1937-46 Chevrolet truck, we can help you disguise its appearance. It will then look much like your trucks original 216 engine. Specify your year of truck.

1937-46 Chevrolet. This set includes a used valve cover with new gasket, attaching studs with seals and cap nuts, engine breather tube with oil cap.



- **Wheels**

We attempt to stock 16" to 20" units from 1/2 to 1 1/2 ton. Check our supplies. All need bead blasting and paint.

- **Window Crank or Inside Door Handles**

1939-46

- **U-Joint Bell**

Excellent, original aluminum.



**It doesn't cost any more to
work with Jim Carter
Truck Parts.**

It Pays!!

WINDOW ITEMS

...visit our website for **SPECIAL savings!**



Attention! No dealer supplies more different styles of glass for the 1936 -46 Chevrolet / GMC trucks. These are clear glass as original, however light green tint is available on special order. Windshields are safety glass while other panels are usually tempered for your safety.

NOTE: For "clear" glass use numbers listed under main headings below. For light green tint add the part # plus G. There are two additional windshield tint options. Light green with Blue Upper Band = part # plus B and Clear with Blue Upper Band (only the 1939-46 V shape one piece) = part # plus CB.

1939-46



• Windshields

Part No.	Description	
WI441	1939-46 Sold in halves, clear	each 59.95



WI444

• Door Glass, Clear (Also Suburban and Panel)

Part No.	Description	
WI444	1936 low cab-1938	each 42.00
WI445	1939-40	each 52.00
WI446	1941-46 Must have steel outer frame, not included.....	each 52.00



WI451

• Rear Glass, Clear

Part No.	Description	
WI450	1936 high cab-1938	each 33.00
WI451	1939-41 Must have die-cast outer frame, not included.....	each 39.00
WI452	1942-46	each 39.00



• Suburban and Panel Truck Body Glass, Clear

Part No.	Description	
WI224	1939-46 rear double door glass.....	each 35.00
WI454	1939-46 Suburban, front quarter side.....	each 68.00
WI455	1939-46 Suburban, rear quarter side.....	each 72.00

WINDOW ITEMS

...visit our website for **SPECIAL savings!**

	<div>• Window Channel</div> <div>Premium quality. Properly cloth coated and lined. Stops the rattling or breaking of your roll up door glass. Will give years of top service. Glues in place.</div> <div><table><tr><th>Part No.</th><th>Description</th><th></th></tr><tr><td>WI201</td><td>1934-46 Black (cut into 3 pcs per side for 1934-35).....pair</td><td>69.50</td></tr></table></div>	Part No.	Description		WI201	1934-46 Black (cut into 3 pcs per side for 1934-35).....pair	69.50						
Part No.	Description												
WI201	1934-46 Black (cut into 3 pcs per side for 1934-35).....pair	69.50											
	<div>• Glass Setting Tape, (Tightens glass in metal frame.)</div> <div><table><tr><th>Part No.</th><th>Description</th><th></th></tr><tr><td>WI101</td><td>For roll-up windows and windshield frames (sold per foot).....foot</td><td>.90</td></tr></table></div>	Part No.	Description		WI101	For roll-up windows and windshield frames (sold per foot).....foot	.90						
Part No.	Description												
WI101	For roll-up windows and windshield frames (sold per foot).....foot	.90											
	<div>• Window, Outer Seal</div> <div>Slides into horizontal track on inside and outside of door. Helps stop rattles and drafts. Identical to original. Four pieces.</div> <div><table><tr><th>Part No.</th><th>Description</th><th></th></tr><tr><td>WI416</td><td>1936-46.....set</td><td>12.75</td></tr></table></div>	Part No.	Description		WI416	1936-46.....set	12.75						
Part No.	Description												
WI416	1936-46.....set	12.75											
	<div>• Windsheild Wing Nut</div> <div>Holds swing out windsheild frame. Brass. You paint black as original. Made in the USA!</div> <div><table><tr><th>Part No.</th><th>Description</th><th></th></tr><tr><td>WI412</td><td>1929-36.....each</td><td>29.95</td></tr></table></div>	Part No.	Description		WI412	1929-36.....each	29.95						
Part No.	Description												
WI412	1929-36.....each	29.95											
	<div>• Window Handle, Chrome</div> <div><table><tr><th>Part No.</th><th>Description</th><th></th></tr><tr><td>WIH345</td><td>1936-38 with chrome knob, left or right</td><td>each 39.50</td></tr><tr><td>WIH349</td><td>1939 With black knob, left or right</td><td>each 35.00</td></tr><tr><td>WIH350</td><td>1940-46 With tan knob, left or right.....</td><td>each 35.00</td></tr></table></div>	Part No.	Description		WIH345	1936-38 with chrome knob, left or right	each 39.50	WIH349	1939 With black knob, left or right	each 35.00	WIH350	1940-46 With tan knob, left or right.....	each 35.00
Part No.	Description												
WIH345	1936-38 with chrome knob, left or right	each 39.50											
WIH349	1939 With black knob, left or right	each 35.00											
WIH350	1940-46 With tan knob, left or right.....	each 35.00											
	<div>• Window Handle Escutcheon</div> <div>Fits between inside handle and door panel.</div> <div><table><tr><th>Part No.</th><th>Description</th><th></th></tr><tr><td>WIH346</td><td>1934-38.....pair</td><td>29.95</td></tr></table></div>	Part No.	Description		WIH346	1934-38.....pair	29.95						
Part No.	Description												
WIH346	1934-38.....pair	29.95											
	<div>• Window Handle Screw, Chrome</div> <div>Made one at a time to give you this correct Fillister head.</div> <div><table><tr><th>Part No.</th><th>Description</th><th></th></tr><tr><td>WIB204</td><td>1929-46, Includes lock washer (3/4" long).....each</td><td>3.90</td></tr></table></div>	Part No.	Description		WIB204	1929-46, Includes lock washer (3/4" long).....each	3.90						
Part No.	Description												
WIB204	1929-46, Includes lock washer (3/4" long).....each	3.90											
	<div>• Window, Side Rubber Bumper Stops (Close to original, glue in place.)</div> <div><table><tr><th>Part No.</th><th>Description</th><th></th></tr><tr><td>WI197</td><td>1934-36 (set of 4) High cab</td><td>set 3.75</td></tr><tr><td>WI230</td><td>1936-46 Low cab, set of 2</td><td>pair 1.90</td></tr></table></div>	Part No.	Description		WI197	1934-36 (set of 4) High cab	set 3.75	WI230	1936-46 Low cab, set of 2	pair 1.90			
Part No.	Description												
WI197	1934-36 (set of 4) High cab	set 3.75											
WI230	1936-46 Low cab, set of 2	pair 1.90											
	<div>• Windshield Gaskets</div> <div>New black rubber as original.</div> <div><table><tr><th>Part No.</th><th>Description</th><th></th></tr><tr><td>WI122</td><td>1932-36 High cab</td><td>each 25.95</td></tr><tr><td>WI123</td><td>1936-46 Low cab</td><td>each 19.95</td></tr><tr><td>WI460</td><td>1939-46 Low cab, one piece (meeting ends glued).....</td><td>each 37.75</td></tr></table></div>	Part No.	Description		WI122	1932-36 High cab	each 25.95	WI123	1936-46 Low cab	each 19.95	WI460	1939-46 Low cab, one piece (meeting ends glued).....	each 37.75
Part No.	Description												
WI122	1932-36 High cab	each 25.95											
WI123	1936-46 Low cab	each 19.95											
WI460	1939-46 Low cab, one piece (meeting ends glued).....	each 37.75											
	<div>• Window Regulator Repair Kit</div> <div>Replace the worn gear to give a much smoother operation.</div> <div><table><tr><th>Part No.</th><th>Description</th><th></th></tr><tr><td>WI198</td><td>1934-46.....kit</td><td>26.95</td></tr></table></div>	Part No.	Description		WI198	1934-46.....kit	26.95						
Part No.	Description												
WI198	1934-46.....kit	26.95											

WINDOW ITEMS

...visit our website for **SPECIAL** savings!



• Window Regulator Gear, Made in the USA!

Part No.	Description	
WI247	1934-46 metal gear.....	each 18.75



• Window Regulator Repair Spring

Holds window in raised position. Zinc plated.

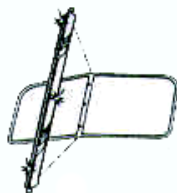
Part No.	Description	
WIR208	1936-46.....	each 10.50



• Windshield Frames

Formed with same gauge material as original. Includes metal connectors. Top quality! Non-chrome steel. You paint or chrome. Made in USA!

Part No.	Description	
WI152	1934-35.....	each 550.00
WI154	1936 High Cab with top hinge.	each 550.00
WI158	1936 Low Cab.	each 399.00
WI159	1937-38.....	each 399.00
WI200	1939-46 Without center vertical (see below)	each 425.00



• Windshield Center Division Bar

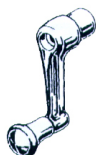
Includes a high polished vertical and the necessary rubber seals to fit your windshield frame.

Part No.	Description	
WIB202	1939-46.....	set 85.50

• Windshield Post Covers, Hand made in the USA!

Extend vertical from top to bottom.

Part No.	Description	
WI395	1937-38, metal as original	pair 48.75



• Windshield Crank Handle, Chrome

Show quality, equal or better than original.

Part No.	Description	
WIH347	1936-38 with chrome knob	each 37.50
WIH348	1939 Chrome with black knob	each 35.50
WIH355	1940-46 Chrome with tan knob.....	each 35.50



• Windshield Crank Handle Screws, Chrome

Made one at a time to give you the correct Fillister head.

Part No.	Description	
WIB204	1936-39 (3/4" inch long) lock washer included	each 3.90
WIB208	1940-46 (1 3/8" inch long).....	each 3.90



• Windshield Crank-Out Assembly

Reconditioned to operate as original. **Exchange only.** Core must be complete with good stainless tongue and non-cracked housing or it may not be repairable.

Part No.	Description	
REWI161	1936-38.....	each 185.00
REWI162	1939.....	each 185.00
REWI163	1940-46.....	each 185.00



• Windshield Connector

Attaches the crankout assembly to windshield frame. Hand made in the USA to original specifications.

Part No.	Description	
WIC300	1936-38.....	each 27.50
WIC301	1939-46.....	each 35.00

WINDOW ITEMS

...visit our website for **SPECIAL savings!**



• **Windshield Crank Grommet for Dash Handle**

Part No.	Description		
WI165	1936-39.....	each	1.50



• **Windshield Crank Fiber Washer for Dash Handle**

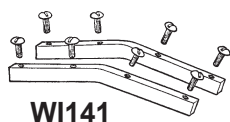
Part No.	Description		
WI166	1940-46	each	1.25



• **Windshield Bumpers**

Prevents metal to metal contact between lower windshield frame and cab. Rubber surrounding metal washer.


Part No.	Description		
WI231	1936-46 Two per truck	pair	5.95



• **Windshield Connecting Bars**

Threaded brackets for holding together windshield halves. Includes necessary screws. These are included with windshield frames above. Chevrolet and GMC.

Part No.	Description		
WI368	1936-38 straight.....	pair	19.95
WI141	1939-46 V shaped	pair	27.95



• **Window, Rear Rubber Kits**

Part No.	Description		
WIG190	1936-38 Fits behind metal rear window frame (1 piece).....	each	29.95
WI132	1939-41 Fits behind metal rear window frame (1 piece).....	each	19.00
WI133	1942-59 With black filler lock strip. (2 pieces)	kit	21.50
WI134	1942-59 With chrome filler lock strip. (2 pieces).....	kit	24.75

Note: The chrome filler strip (WI134) is not original but a nice addition to the custom truck.



• **Window, Rear Rubber Kits for Panel or Suburban**

Part No.	Description		
WI1371	1939-59 Close to original style (for double doors)	pair	24.50



• **Window, Rear Filler Strip Installation Tool**

Save glass shop installation fees. For installing lock strip-1942 and newer.

Part No.	Description		
WI140	Glass filler installation tool	each	9.50

• **Window, Rear Molding Screw Set**

The proper pan head fine thread screws.

Part No.	Description		
WI138	1936-42 14 pieces	set	7.95




• **Window Trim Clips**

Covers meeting point at top of upper interior window trim. Two required per truck.

Part No.	Description		
TRC145	1936-38.....	each	10.50
TRC146	1939-46.....	each	10.50

WINDOW ITEMS

...visit our website for **SPECIAL** savings!



Window Glass Patterns

We have sets of patterns on heavy paper. A great help when you need new glass cut at your local shop.

Part No.	Description		
WI173	1934-36 High cab.....	kit	21.00
WI169	1936-38.....	kit	19.00
WI170	1939-46.....	kit	19.00



They're the outstanding trucks for 1937...
because they're modern to the minute...
because they give *"more power per gallon,
lower cost per load"*... and because they're
good for years of dependable service.

General Motors Installment Plan—monthly payments to suit your purse.
CHEVROLET MOTOR DIVISION, General Motors Sales Corporation, DETROIT, MICHIGAN



Powerful beyond their price, modern to the minute, famous for economical transportation, Chevrolet trucks are carrying an ever-increasing volume of the daily shipments of truck users throughout the country. They're the *thrift carriers for the nation*... staying on the job day after day... requiring a minimum of gas, oil and upkeep... giving many thousands of miles of safe, dependable service. Extra-rugged construction explains their dependability; Perfected Hydraulic Brakes, their safety; and a New High-Compression Valve-in-Head Engine, their ability to give *more power per gallon, lower cost per load*.

"MORE POWER *per gallon* **LOWER COST** *per load* **!"**

WIPER ITEMS

...visit our website for **SPECIAL savings!**



• Wiper Motor, Electric

Finally, a heavy duty electric wiper motor for those not requiring the original vacuum style. Also includes one wiper blade, wiper arm, and metal cover plate. Easy bolt-in application. Fits in original location and is hidden by the wiper cover plate that is normally a blank-out for the right side. To regulate speed, use with our under dash rheostat switch EL117 or EL118 in our Electrical Section.

Part No.	Description		
WW349	1939-46 6 volt	set	67.50
WW350	1939-46 12 volt	set	67.50



• Wiper Arm and Blade Replacement, (for WW349 AND WW350 Only.)

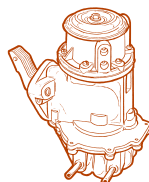
Part No.	Description		
WW351	1939-46 Sold as 1 pair (1 arm and 1 blade)	pair	19.95



• Wiper Motor, Electric 12 Volt (Deluxe Design)

A newly designed US made assembly. One 12 volt motor operates the pair of wiper arms through a specially designed linkage. Arms move together at the same speed! Includes motor, switch, wiring, linkage, arms, and blades.

Part No.	Description		
WW354	1936 low cab-1938	kit	369.00
WW355	1939-46	kit	369.00



• Fuel Pump, Double-Action

Double action type. To help stop vacuum wiper slow down, this combination fuel pump and vacuum pump may be appropriate. Keeps constant vacuum on to the original wiper motor. Standard equipment on large commercial trucks. Optional on smaller trucks.

Part No.	Description		
ME222	1937-62 Chevrolet and 1939-59 GMC six cylinder	each	110.00



• Wiper Bezels, Chrome (Above Windshield) Made in the USA!

Part No.	Description		
WW137	1936-38	each	19.75
WW138	1939-46	each	19.75

• Wiper Chrome Bezel Nut

Part No.	Description		
WW346	1936-46	each	6.50



• Wiper Blades

Part No.	Description		
WW108	1929-46 Original flat blade type (approximately 8")	each	7.00



• Wiper Arms

As original. Used with original type blades only.

Part No.	Description		
WW136	1934-38 Left or right, stainless steel (8" long)	each	15.00
WW122	1939-46 Left or right, chrome (9 1/4" long)	each	18.00



• Wiper Shaft Gasket

Part No.	Description		
WW104	1936-46 Fits between chrome bezel and roof	each	.95

WIPER ITEMS

...visit our website for **SPECIAL savings!**



• Wiper Motor Cover Plate Grommets

Part No.

Description

WW213	1936-46 Fits in cover plate in cab.....pair	2.50
-------	---	------



• Wiper Vacuum Tubing

Part No.

Description

WW114	Vacuum tubingfoot	.95
-------	-------------------------	-----



• Vacuum Line Firewall Grommet

For line leading to wiper motor.

Part No.


Description

FP104	1936-59.....each	1.00
-------	------------------	------

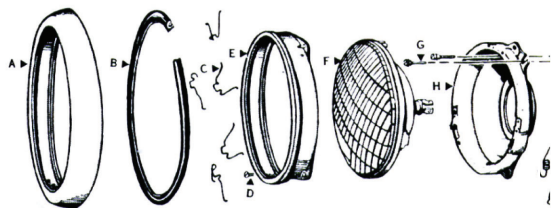
• Wiper Motor Cover Plates

We now have the plates that cover the wiper panel rectangular hole above windshield.

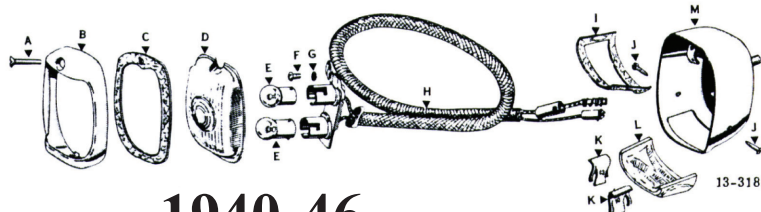
See CAB RELATED PARTS section.



1940-46

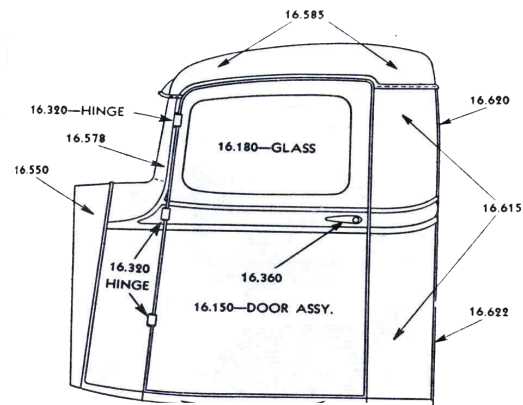



SEALED BEAM HEADLIGHT



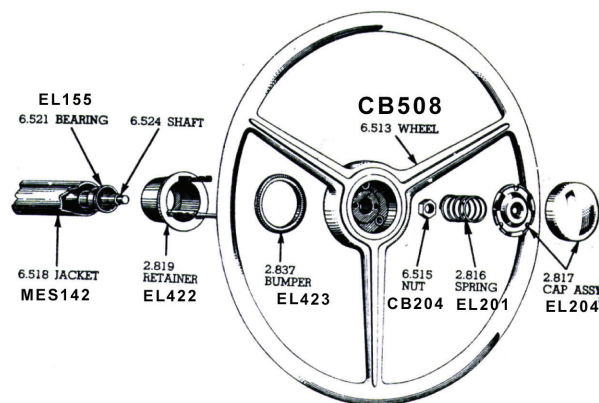
1940-46

STOP AND TAIL LA



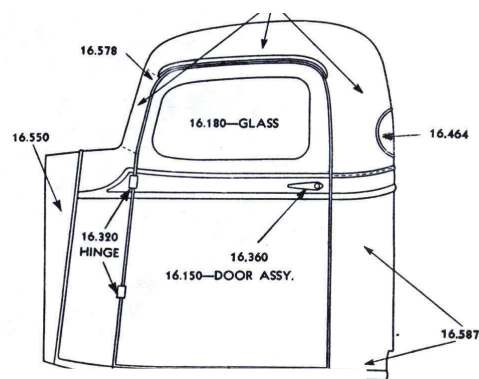
3 Hinges

1936 HIGH ROOF CAB



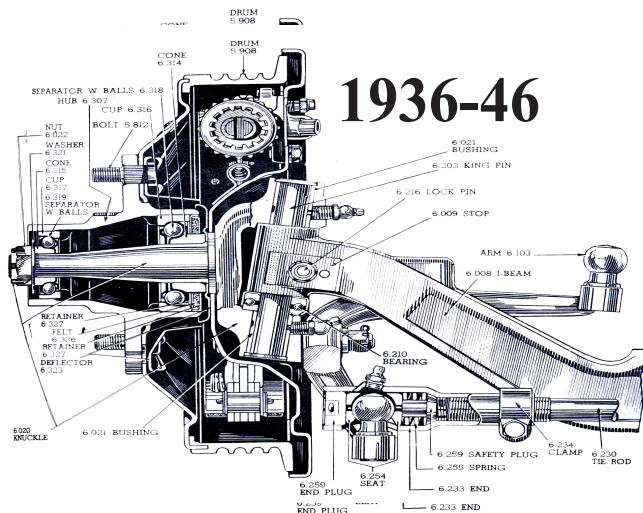
HORN CONTACT PARTS—

1941-46

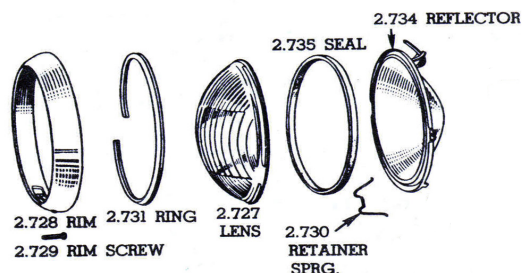


(2 Hinges)

1936 LOW ROOF CAB




1936-46



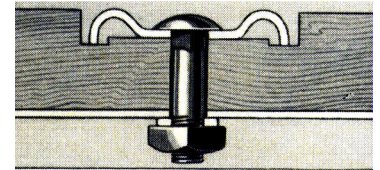
1937-39

HELP PAGE

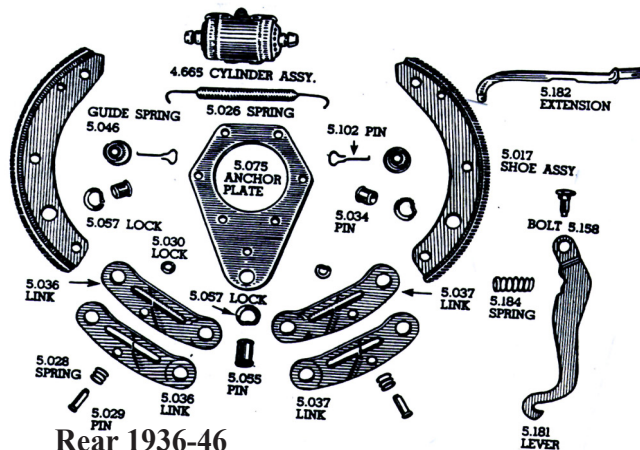
...visit our website for SPECIAL savings!



COOLING SYSTEM



Recessed Floor Bolts—Only the rounded moldings of the skid strips project above the floor level.



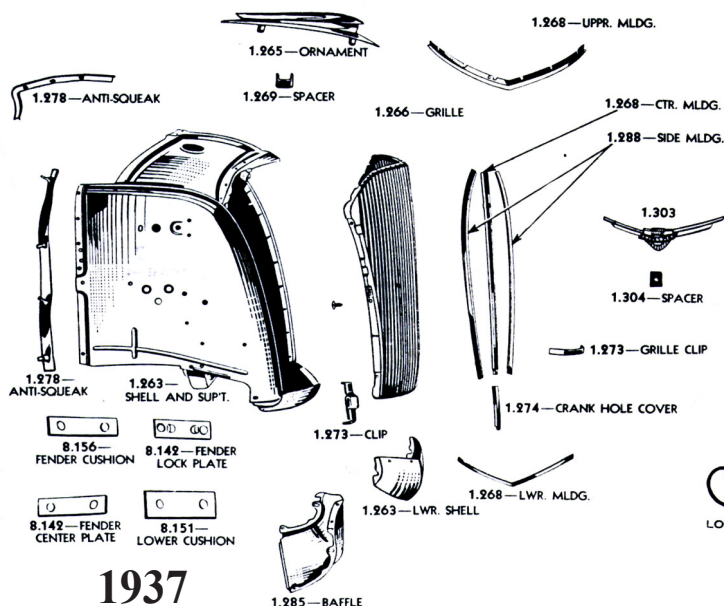
Rear 1936-46



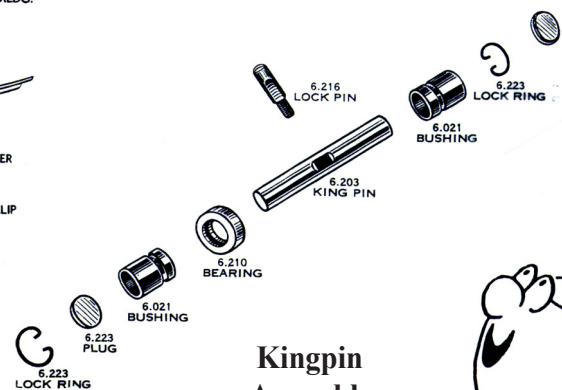
ME216



Front Motor Mount Assembly



1937



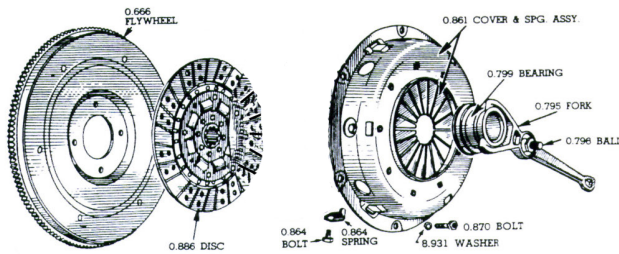
Kingpin Assembly



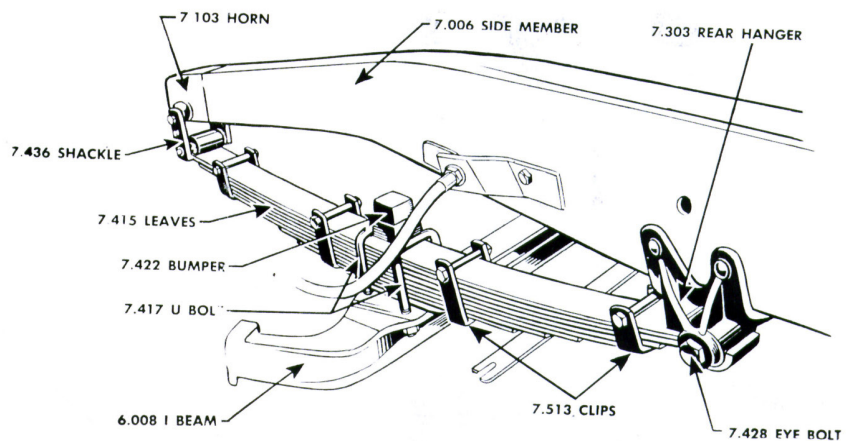

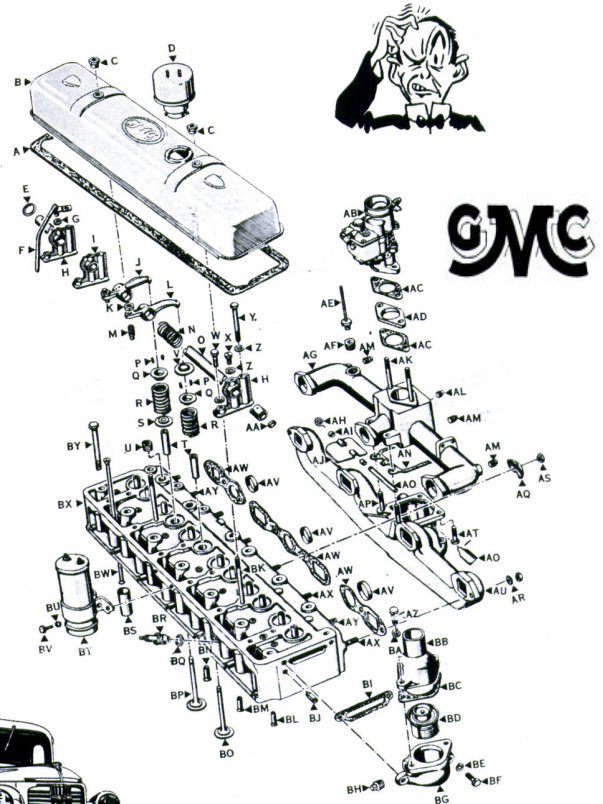


HELP PAGE

...visit our website for **SPECIAL** savings!



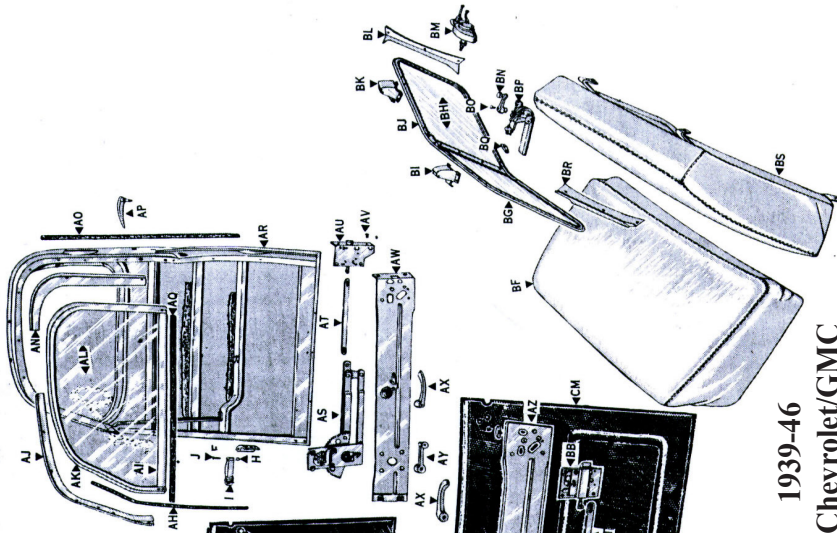

Diaphragm type clutch
1938-53



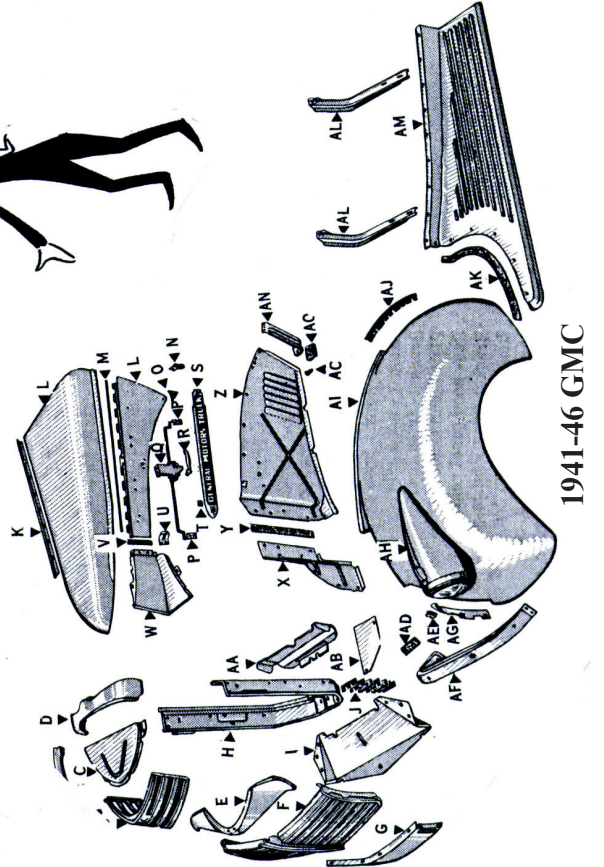
FRONT SPRING PARTS

HELP PAGE

...visit our website for **SPECIAL** savings!

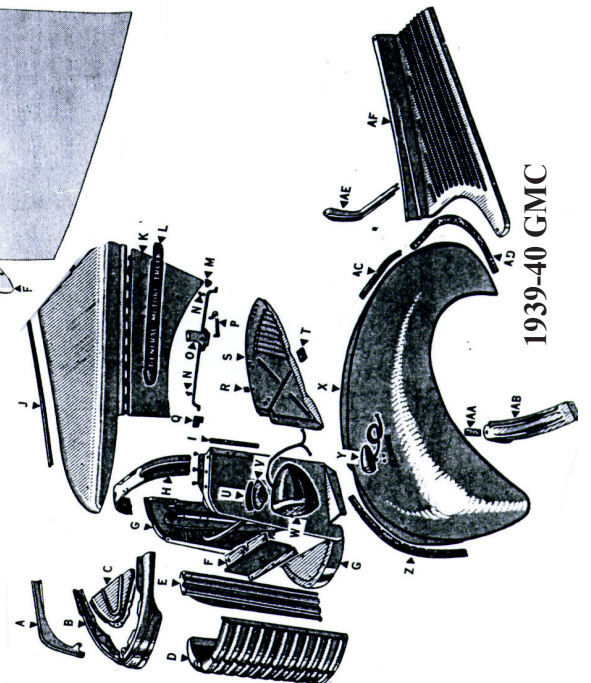
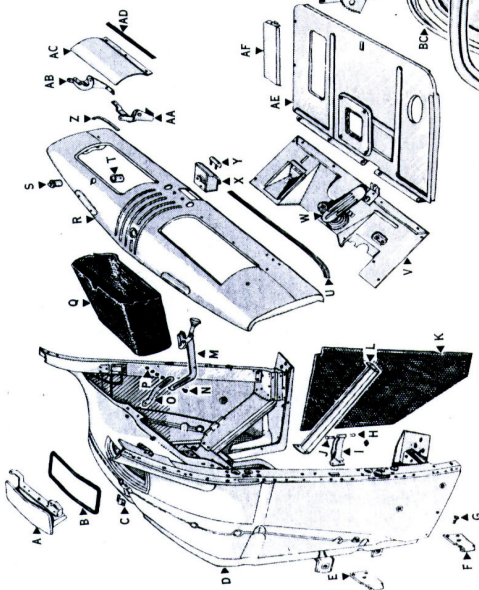


1939-46
Chevrolet/GMC



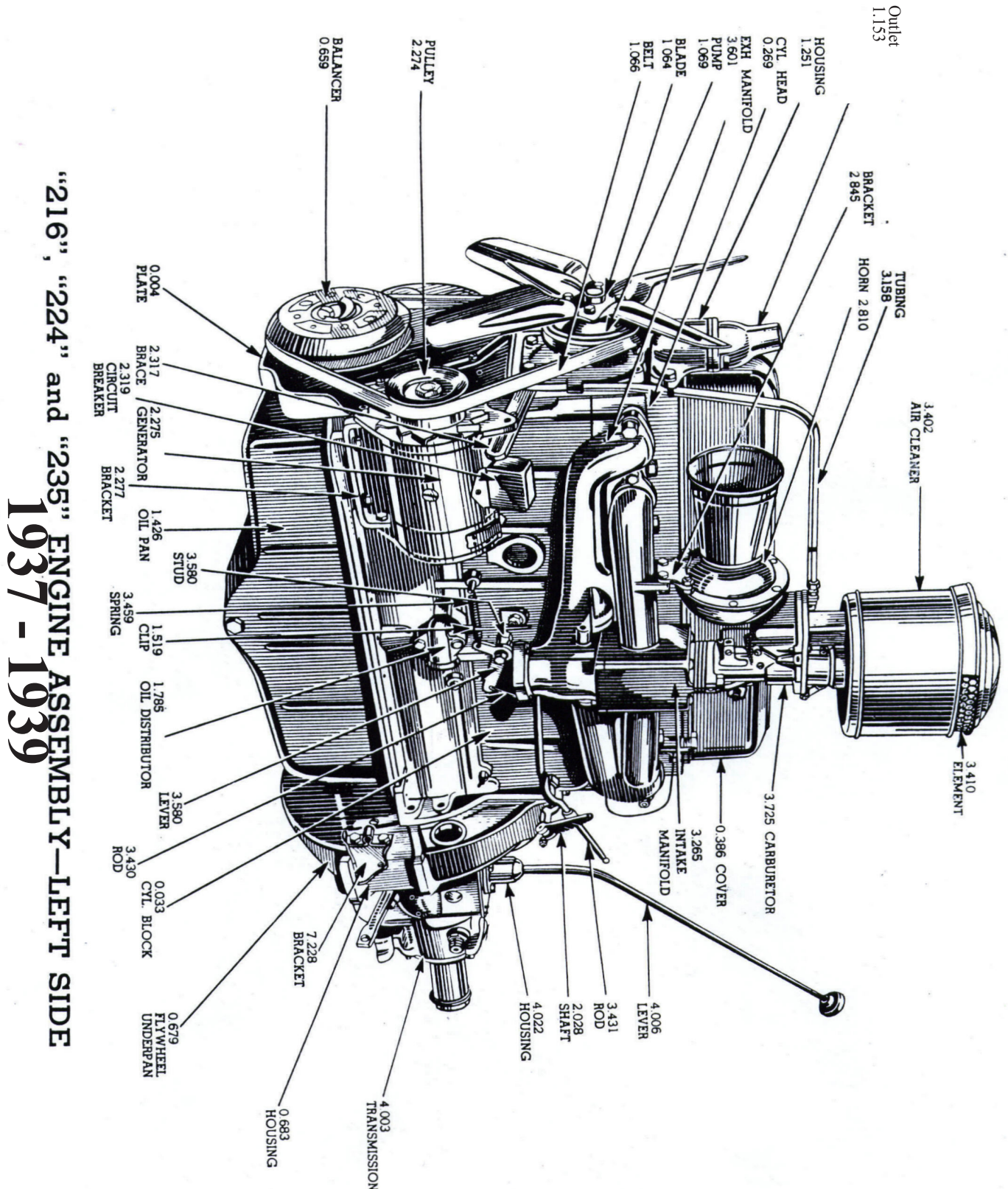
1941-46 GMC

1940-46 Chevrolet/GMC



1939-40 GMC

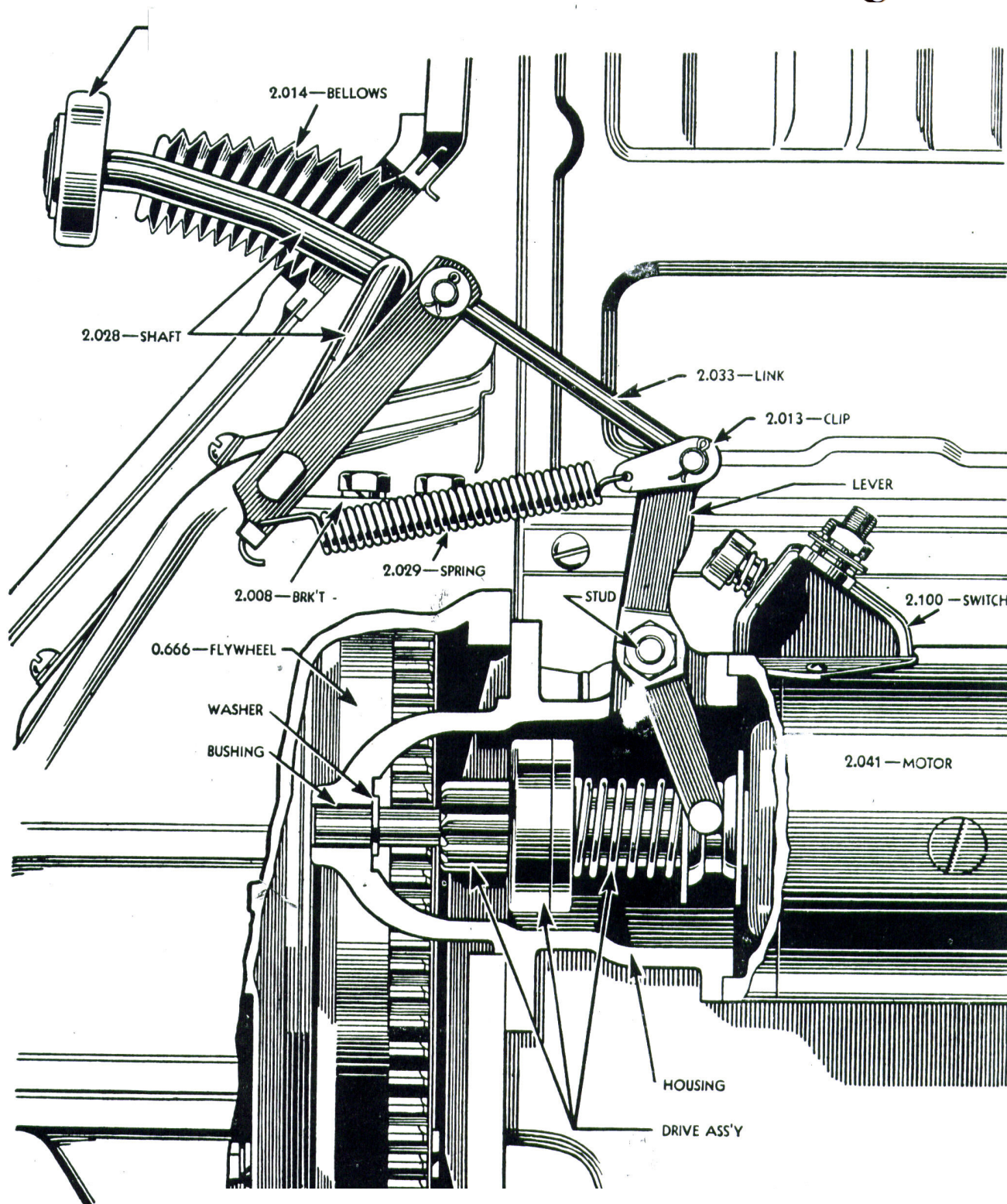
...visit our website for **SPECIAL** savings!



**"216", "224" and "235" ENGINE ASSEMBLY—LEFT SIDE
1937 - 1939**

HELP PAGE

...visit our website for *SPECIAL* savings!



MECHANICAL FOOT STARTER (with factory numbers)



NOTES

...visit our website for SPECIAL savings!

TOTAL

(OVER)

